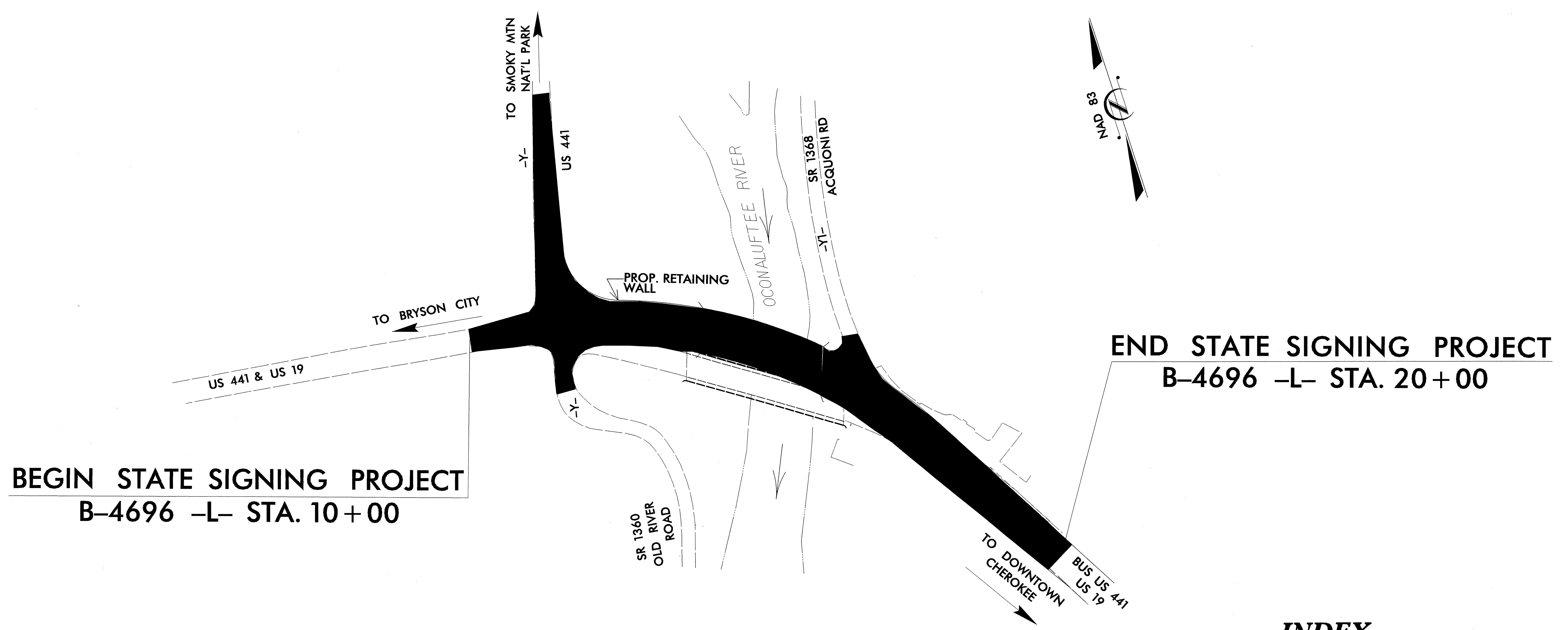


**STATE OF NORTH CAROLINA
DEPARTMENT OF TRANSPORTATION**

**SIGNING PLANS
SWAIN COUNTY**

LOCATION: BRIDGE #24 ON US 19 OVER THE OCONALUFTEE RIVER IN CHEROKEE

CONTRACT NO.: C200794 T.I.P.: B-4696



**BEGIN STATE SIGNING PROJECT
B-4696 -L- STA. 10+00**

**END STATE SIGNING PROJECT
B-4696 -L- STA. 20+00**

| | |
|--|------|
| PLAN PREPARED BY: N.C.D.O.T. SIGNING SECTION | SEAL |
| <u>RON KING, P.E.</u> SIGNING ENGINEER <u>A. I. ALQUDWAH, P.E.</u> SIGNING PROJECT ENGINEER <u>D. M. EATON</u> SIGNING PROJECT DESIGN ENGINEER <u>R. S. TUNG</u> SIGNING DESIGN ENGINEER <u>R. R. HENNEIN</u> SIGNING DESIGNER | |

INDEX

| SHEET NO. | DESCRIPTION |
|-----------|-----------------------|
| 1 | TITLE SHEET |
| 2 | SUMMARY OF QUANTITIES |
| 3&4 | E SHEETS |
| 5 | F SHEET |
| 6 | EXISTING ROADWAY |
| 7 | PROPOSED ROADWAY |



SIGNS SUMMARY OF QUANTITIES

| ITEM NO. | | ITEM DESCRIPTION | QUANTITY | UNIT | ITEM NO. | | ITEM DESCRIPTION | QUANTITY | UNIT | ITEM NO. | | ITEM DESCRIPTION | QUANTITY | UNIT |
|------------|-----------|--|----------|------|------------|-----------|--|----------|------|------------|-----------|---|----------|------|
| DESC. NO. | SECT. NO. | | | | DESC. NO. | SECT. NO. | | | | DESC. NO. | SECT. NO. | | | |
| 0001000000 | 800 | MOBILIZATION | | L.S. | 4192000000 | 907 | DISPOSAL OF SUPPORT, U-CHANNEL | | EA. | 4251000000 | SP | OVERHEAD FOOTINGS | | EA. |
| 4025000000 | 901 | CONTRACTOR FURNISHED, TYPE A SIGN | | S.F. | 4192000000 | 907 | STOCKPILE SIGN, A OR B (OVERHEAD) | | EA. | 4251000000 | SP | OVERHEAD FOOTINGS | | EA. |
| 4025000000 | 901 | CONTRACTOR FURNISHED, TYPE B SIGN | | S.F. | 4228000000 | 907 | DISPOSAL OF SIGN, A OR B (OVERHEAD) | | EA. | 4251000000 | SP | OVERHEAD FOOTINGS | | EA. |
| 4025000000 | 901 | CONTRACTOR FURNISHED, TYPE D SIGN | | S.F. | 4234000000 | 907 | STOCKPILE SIGN, A OR B (GROUND MOUNTED) | | EA. | 4251000000 | SP | OVERHEAD FOOTINGS | | EA. |
| 4025000000 | 901 | CONTRACTOR FURNISHED, TYPE E SIGN | | S.F. | 4235000000 | 907 | DISPOSAL OF SIGN, A OR B (GROUND MOUNTED) | | EA. | 4251000000 | SP | OVERHEAD FOOTINGS | | EA. |
| 4025000000 | 901 | CONTRACTOR FURNISHED, TYPE F SIGN | | S.F. | 4236000000 | 907 | STOCKPILE SIGN, D, E OR F | | EA. | 4251000000 | SP | OVERHEAD FOOTINGS | | EA. |
| 4025000000 | 901 | CONTRACTOR FURNISHED, OVERLAYS SIGN | | S.F. | 4237000000 | 907 | DISPOSAL OF SIGN, D, E OR F | 1 | EA. | 4251000000 | SP | OVERHEAD FOOTINGS | | EA. |
| 4025000000 | 901 | CONTRACTOR FURNISHED, MILEMARKER SIGN | | S.F. | 4238000000 | 907 | STOCKPILE SIGN, MILEMARKERS | | EA. | 4251000000 | SP | OVERHEAD FOOTINGS | | EA. |
| 4048000000 | 902 | REINFORCED CONCRETE SIGN FOUNDATION | | C.Y. | 4237500000 | 907 | DISPOSAL OF SIGN, MILEMARKERS | | EA. | 4251000000 | SP | OVERHEAD FOOTINGS | | EA. |
| 4060000000 | 903 | SUPPORTS, BREAKAWAY STEEL BEAM | | LB. | 4238500000 | 907 | STOCKPILE LIGHTING FIXTURES | | EA. | 4251000000 | SP | OVERHEAD FOOTINGS | | EA. |
| 4066000000 | 903 | SUPPORTS, SIMPLE STEEL BEAM | | LB. | 4252000000 | 907 | DISPOSAL OF LIGHTING FIXTURES | | EA. | 4251000000 | SP | OVERHEAD FOOTINGS | | EA. |
| 4072000000 | 903 | SUPPORTS, 3 LB STEEL U-CHANNEL | 518 | L.F. | 4258000000 | 907 | STOCKPILE WALKWAY | | EA. | 4355000000 | SP | DYNAMIC MESSAGE SIGN SYSTEM INTEGRATION | | L.S. |
| 4078000000 | 903 | SUPPORTS, 2 LB STEEL U-CHANNEL | | EA. | 4262000000 | 907 | DISPOSAL OF WALKWAY | | EA. | 4355100000 | SP | DYNAMIC MESSAGE SIGN SYSTEM "DMS-**" | | L.S. |
| 4079000000 | 903 | SUPPORTS, BARRIER (SMALL) | | EA. | 4263000000 | 907 | DISPOSAL OF SIGN, OVERLAY (OVERHEAD) | | EA. | 4355100000 | SP | DYNAMIC MESSAGE SIGN SYSTEM "DMS-**" | | L.S. |
| 4080000000 | 903 | SUPPORTS, BARRIER (LARGE) | | EA. | 4241000000 | 907 | DISPOSAL OF SIGN, OVERLAY (GROUND MOUNTED) | | EA. | 4355200000 | SP | DMS SYSTEM SERVER COMPUTER | | EA. |
| 4080200000 | 903 | SUPPORTS, STEEL SQUARE TUBE | | L.F. | 4242000000 | 907 | STOCKPILE LIGHTING SYSTEM | | EA. | 4355210000 | SP | DMS SYSTEM CLIENT COMPUTER | | EA. |
| 4082000000 | 903 | SUPPORTS, WOOD | | L.F. | 4250000000 | 907 | DISPOSAL OF LIGHTING SYSTEM | | EA. | 4355220000 | SP | DMS SYSTEM LAPTOP COMPUTER | | EA. |
| 4096000000 | 904 | SIGN ERECTION, TYPE D | 12 | EA. | 4081000000 | SP | SUPPORTS, OVERHEAD SIGN STRUCTURE AT STATION " " | | L.S. | 4355230000 | SP | DMS SYSTEM CONTROL SOFTWARE | | EA. |
| 4102000000 | 904 | SIGN ERECTION, TYPE E | 11 | EA. | 4057000000 | SP | OVERHEAD SIGN ASSEMBLY AT STA ***** | | C.Y. | 4355300000 | SP | DYNAMIC MESSAGE SIGN MAINTENANCE TRAINING | | EA. |
| 4108000000 | 904 | SIGN ERECTION, TYPE F | 8 | EA. | 4082200000 | SP | OVERHEAD DYNAMIC MESSAGE SIGN ASSEMBLY "DMS-**" | | L.S. | 4355310000 | SP | DYNAMIC MESSAGE SIGN SYSTEM DESIGN APPROVAL TESTS | | EA. |
| 4109000000 | 904 | SIGN ERECTION, TYPE A (OVERHEAD) | | EA. | 4083200000 | SP | OVERHEAD DYNAMIC MESSAGE SIGN ASSEMBLY "DMS-**" | | L.S. | 4355320000 | SP | DYNAMIC MESSAGE SIGN SYSTEM OPERATIONAL FACTORY TESTS | | L.S. |
| 4109000000 | 904 | SIGN ERECTION, TYPE B (OVERHEAD) | | EA. | 4083200000 | SP | LIGHTING FOR OVERHEAD SIGN ASSEMBLY AT STA ***** | | L.S. | 4355330000 | SP | DYNAMIC MESSAGE SIGN SYSTEM OPERATIONAL FIELD TESTS | | L.S. |
| 4110000000 | 904 | SIGN ERECTION, TYPE A (GROUND MOUNTED) | | EA. | 4127000000 | SP | LIGHTING FOR OVERHEAD SIGN ASSEMBLY AT STA ***** | | L.S. | 4355340000 | SP | DYNAMIC MESSAGE SIGN BENCH TEST UNIT | | EA. |
| 4110000000 | 904 | SIGN ERECTION, TYPE B (GROUND MOUNTED) | | EA. | 4127000000 | SP | LIGHTING FOR OVERHEAD SIGN ASSEMBLY AT STA ***** | | L.S. | 4355350000 | SP | DYNAMIC MESSAGE SIGN SYSTEM NTCIP TESTS | | EA. |
| 4114000000 | 904 | SIGN ERECTION, MILEMARKERS | | EA. | 4127000000 | SP | LIGHTING FOR OVERHEAD SIGN ASSEMBLY AT STA ***** | | L.S. | | | | | |
| 4115000000 | 904 | SIGN ERECTION, OVERLAY (OVERHEAD) | | EA. | 4127000000 | SP | LIGHTING FOR OVERHEAD SIGN ASSEMBLY AT STA ***** | | L.S. | | | | | |
| 4116000000 | 904 | SIGN ERECTION, OVERLAY (GROUND MOUNTED) | | EA. | 4127000000 | SP | LIGHTING FOR OVERHEAD SIGN ASSEMBLY AT STA ***** | | L.S. | | | | | |
| 4116100000 | 904 | SIGN ERECTION, RELOCATE SIGN TYPE A (OVERHEAD) | | EA. | 4127000000 | SP | LIGHTING FOR OVERHEAD SIGN ASSEMBLY AT STA ***** | | L.S. | | | | | |
| 4116100000 | 904 | SIGN ERECTION, RELOCATE SIGN TYPE B(OVERHEAD) | | EA. | 4127000000 | SP | LIGHTING FOR OVERHEAD SIGN ASSEMBLY AT STA ***** | | L.S. | | | | | |
| 4116100000 | 904 | SIGN ERECTION, RELOCATE SIGN TYPE A (GROUND MOUNTED) | | EA. | 4127000000 | SP | LIGHTING FOR OVERHEAD SIGN ASSEMBLY AT STA ***** | | L.S. | | | | | |
| 4116100000 | 904 | SIGN ERECTION, RELOCATE SIGN TYPE B (GROUND MOUNTED) | | EA. | 4127000000 | SP | LIGHTING FOR OVERHEAD SIGN ASSEMBLY AT STA ***** | | L.S. | | | | | |
| 4116100000 | 904 | SIGN ERECTION, RELOCATE SIGN TYPE D | | EA. | 4127000000 | SP | LIGHTING FOR OVERHEAD SIGN ASSEMBLY AT STA ***** | | L.S. | | | | | |
| 4116100000 | 904 | SIGN ERECTION, RELOCATE SIGN TYPE E | | EA. | 4127000000 | SP | LIGHTING FOR OVERHEAD SIGN ASSEMBLY AT STA ***** | | L.S. | | | | | |
| 4116100000 | 904 | SIGN ERECTION, RELOCATE SIGN TYPE F | | EA. | 4127000000 | SP | LIGHTING FOR OVERHEAD SIGN ASSEMBLY AT STA ***** | | L.S. | | | | | |
| 4116100000 | 904 | SIGN ERECTION, RELOCATE SIGN MILEMARKERS | | EA. | 4127500000 | SP | LRS LIGHTING SYSTEM FOR OVERHEAD SIGN ASSEMBLY AT STA ***** | | L.S. | | | | | |
| 4116200000 | 904 | SIGN ERECTION, REPOSITION OVERHEAD | | EA. | 4127500000 | SP | LRS LIGHTING SYSTEM FOR OVERHEAD SIGN ASSEMBLY AT STA ***** | | L.S. | | | | | |
| 4116300000 | 904 | SIGN ERECTION, LOGO TO PANEL | | EA. | 4127500000 | SP | LRS LIGHTING SYSTEM FOR OVERHEAD SIGN ASSEMBLY AT STA ***** | | L.S. | | | | | |
| 4116400000 | 904 | SIGN ERECTION, LOGO TRAILBLAZER | | EA. | 4127500000 | SP | LRS LIGHTING SYSTEM FOR OVERHEAD SIGN ASSEMBLY AT STA ***** | | L.S. | | | | | |
| 4116500000 | 904 | SIGN ERECTION, WALKWAY | | L.F. | 4127500000 | SP | LRS LIGHTING SYSTEM FOR OVERHEAD SIGN ASSEMBLY AT STA ***** | | L.S. | | | | | |
| 4132000000 | 907 | STOCKPILE SUPPORT, STEEL BEAM | | EA. | 4127500000 | SP | LRS LIGHTING SYSTEM FOR OVERHEAD SIGN ASSEMBLY AT STA ***** | | L.S. | | | | | |
| 4138000000 | 907 | DISPOSAL OF SUPPORT, STEEL BEAM | | EA. | 4127500000 | SP | LRS LIGHTING SYSTEM FOR OVERHEAD SIGN ASSEMBLY AT STA ***** | | L.S. | | | | | |
| 4140000000 | 907 | STOCKPILE SUPPORT, WOOD | | EA. | 4127500000 | SP | LRS LIGHTING SYSTEM FOR OVERHEAD SIGN ASSEMBLY AT STA ***** | | L.S. | | | | | |
| 4141000000 | 907 | DISPOSAL OF SUPPORT, WOOD | 1 | EA. | 4127500000 | SP | LRS LIGHTING SYSTEM FOR OVERHEAD SIGN ASSEMBLY AT STA ***** | | L.S. | | | | | |
| 4142000000 | 907 | STOCKPILE SUPPORT, OVERHEAD STRUCTURE | | EA. | 4127500000 | SP | LRS LIGHTING SYSTEM FOR OVERHEAD SIGN ASSEMBLY AT STA ***** | | L.S. | | | | | |
| 4143000000 | 907 | DISPOSAL OF SUPPORT, OVERHEAD STRUCTURE | | EA. | 4127500000 | SP | LRS LIGHTING SYSTEM FOR OVERHEAD SIGN ASSEMBLY AT STA ***** | | L.S. | | | | | |
| 4148000000 | 907 | STOCKPILE SIGN SYSTEM, OVERHEAD | | EA. | 4127500000 | SP | LRS LIGHTING SYSTEM FOR OVERHEAD SIGN ASSEMBLY AT STA ***** | | L.S. | | | | | |
| 4149000000 | 907 | DISPOSAL OF SIGN SYSTEM, OVERHEAD | | EA. | 4127500000 | SP | LRS LIGHTING SYSTEM FOR OVERHEAD SIGN ASSEMBLY AT STA ***** | | L.S. | | | | | |
| 4151000000 | 907 | STOCKPILE SIGN SYSTEM, STEEL BEAM | | EA. | 4127500000 | SP | LRS LIGHTING SYSTEM FOR OVERHEAD SIGN ASSEMBLY AT STA ***** | | L.S. | | | | | |
| 4152000000 | 907 | DISPOSAL OF SIGN SYSTEM, STEEL BEAM | 1 | EA. | 4127500000 | SP | LRS LIGHTING SYSTEM FOR OVERHEAD SIGN ASSEMBLY AT STA ***** | | L.S. | | | | | |
| 4154000000 | 907 | STOCKPILE SIGN SYSTEM, U-CHANNEL | | EA. | 4127500000 | SP | LRS LIGHTING SYSTEM FOR OVERHEAD SIGN ASSEMBLY AT STA ***** | | L.S. | | | | | |
| 4155000000 | 907 | DISPOSAL OF SIGN SYSTEM, U-CHANNEL | | EA. | 4127500000 | SP | LRS LIGHTING SYSTEM FOR OVERHEAD SIGN ASSEMBLY AT STA ***** | | L.S. | | | | | |
| 4157000000 | 907 | STOCKPILE SIGN SYSTEM, WOOD | 19 | EA. | 4128000000 | SP | STATIC LIGHTING SYSTEM FOR OVERHEAD SIGN ASSEMBLY AT STA ***** | | L.S. | | | | | |
| 4158000000 | 907 | DISPOSAL OF SIGN SYSTEM, WOOD | | EA. | 4251000000 | SP | OVERHEAD FOOTINGS | | EA. | | | | | |
| 4186000000 | 907 | STOCKPILE SUPPORT, U-CHANNEL | | EA. | | | | | | | | | | |


**ROADWAY STANDARD DRAWINGS
APPLICABLE TO THESE SIGNING PLANS**

901.50

904.10

904.50


401 QUANTITY REQ'D _____



48 X 60
R2-1

TWO "U" POSTS PER SIGN


406 QUANTITY REQ'D _____



48 X 48
W4-1 (R)

TWO "U" POSTS PER SIGN

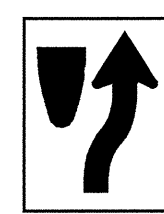
411 QUANTITY REQ'D _____



30 X 30
R5-1

ONE "U" POST PER SIGN


416 QUANTITY REQ'D _____



24 X 30
R4-7

ONE "U" POST PER SIGN

421 QUANTITY REQ'D _____




36 X 36
S1-1

YELLOW/GREEN REFLECTIVE SHEETING

ONE "U" POSTS PER SIGN

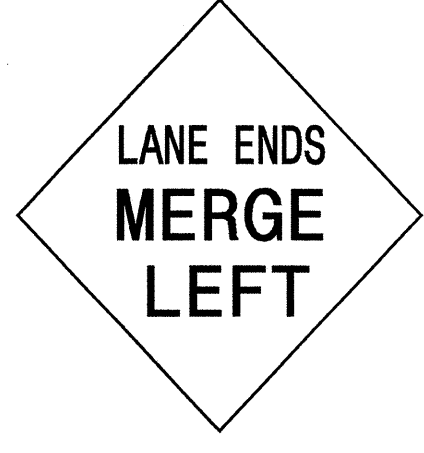
425 QUANTITY REQ'D _____



48 X 48
W4-3(L)

TWO "U" POSTS PER SIGN


429 QUANTITY REQ'D _____



48 X 48
W9-2(L)

TWO "U" POSTS PER SIGN


402 QUANTITY REQ'D _____



48 X 60
R2-1

TWO "U" POSTS PER SIGN


407 QUANTITY REQ'D _____



48 X 48
W4-1 (L)

TWO "U" POSTS PER SIGN

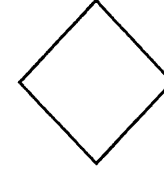
412 QUANTITY REQ'D _____



36 X 36 X 36
R1-2

ONE "U" POST PER SIGN

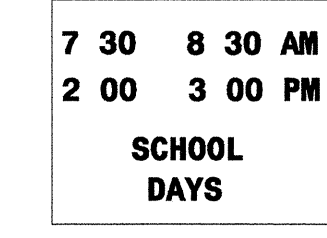
417 QUANTITY REQ'D _____



18 X 18
W23-15

MOUNT BELOW SIGN
IN... INSTALLATIONS

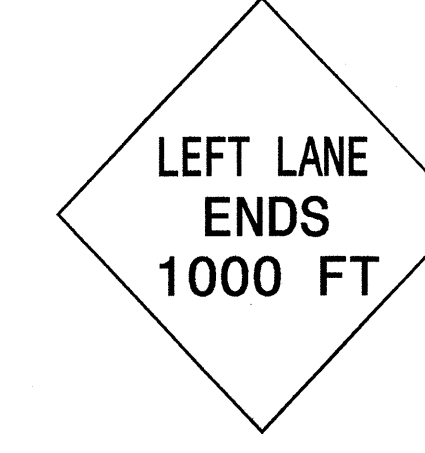
422 QUANTITY REQ'D _____



36 X 30
S2-1

MOUNT BELOW SIGN
IN... INSTALLATIONS

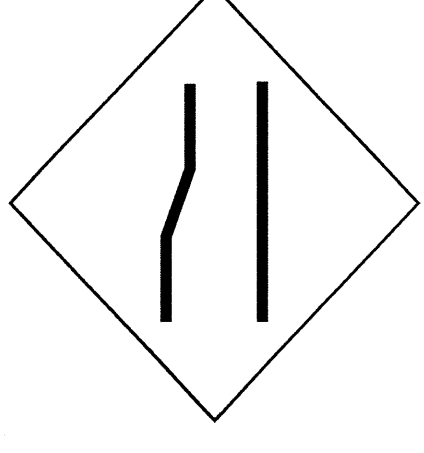
426 QUANTITY REQ'D _____



48 X 48
W19-10(L)

TWO "U" POSTS PER SIGN


430 QUANTITY REQ'D _____



48 X 48
W19-10(L)

TWO "U" POSTS PER SIGN


403 QUANTITY REQ'D 1



24 X 30
R2-1

ONE "U" POST PER SIGN

408 QUANTITY REQ'D _____



30 X 30
R1-1

ONE "U" POST PER SIGN

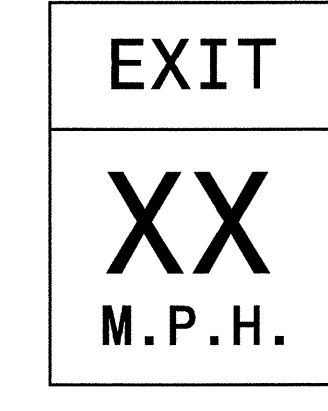
413 QUANTITY REQ'D _____



54 X 18
R6-1 (R)

TWO "U" POSTS PER SIGN


418 QUANTITY REQ'D _____



48 X 60
W13-2

TWO "U" POSTS PER SIGN

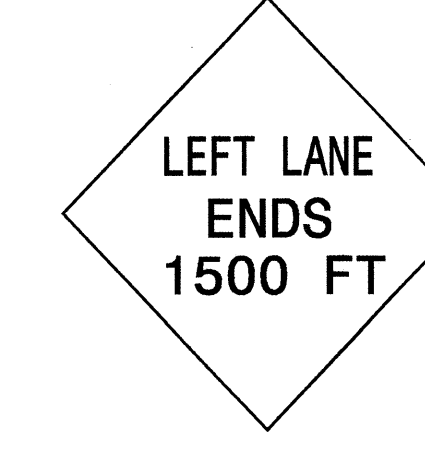
423 QUANTITY REQ'D _____



24 X 30
S5-2

TWO "U" POSTS PER SIGN

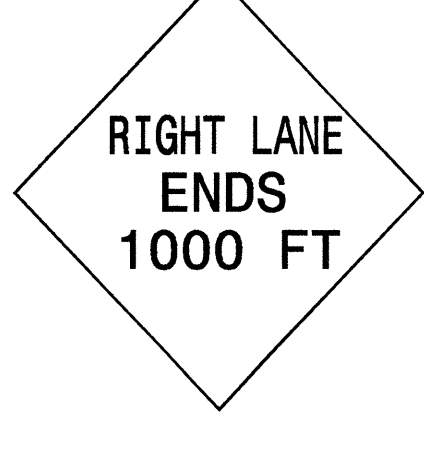
427 QUANTITY REQ'D _____



48 X 48
W19-10(L)

TWO "U" POSTS PER SIGN


431 QUANTITY REQ'D _____



48 X 48
W19-10(R)

TWO "U" POSTS PER SIGN


404 QUANTITY REQ'D 2



24 X 30
R2-1

ONE "U" POST PER SIGN

409 QUANTITY REQ'D _____



36 X 36
R1-1

ONE "U" POST PER SIGN

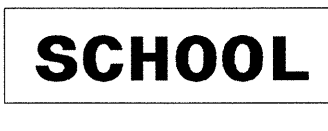
414 QUANTITY REQ'D _____



54 X 18
R6-1 (L)

TWO "U" POSTS PER SIGN

419 QUANTITY REQ'D 1




36 X 12
S4-3

YELLOW/GREEN REFLECTIVE SHEETING

MOUNT ABOVE SIGN 453
IN 1 INSTALLATION


424 QUANTITY REQ'D _____



48 X 48
W4-3(R)

TWO "U" POSTS PER SIGN

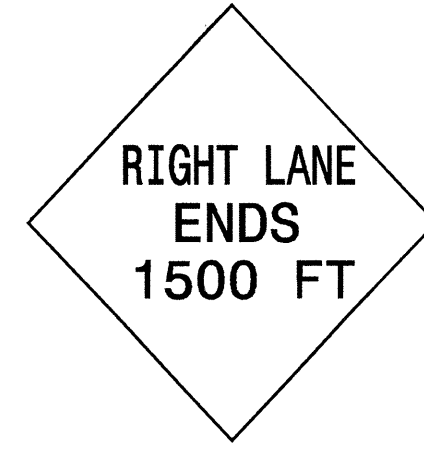
428 QUANTITY REQ'D _____



48 X 48
W9-1(L)

TWO "U" POSTS PER SIGN


432 QUANTITY REQ'D _____



48 X 48
W19-10(R)

TWO "U" POSTS PER SIGN


405 QUANTITY REQ'D _____



48 X 60
R4-3

TWO "U" POSTS PER SIGN


410 QUANTITY REQ'D _____



36 X 24
R5-1a

ONE "U" POST PER SIGN

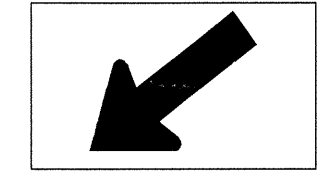
415 QUANTITY REQ'D _____



36 X 48
R4-7

TWO "U" POSTS PER SIGN

420 QUANTITY REQ'D _____



30 X 18
W16-7

MOUNT BELOW SIGN
IN... INSTALLATIONS

YELLOW/GREEN REFLECTIVE SHEETING

ONE "U" POSTS PER SIGN

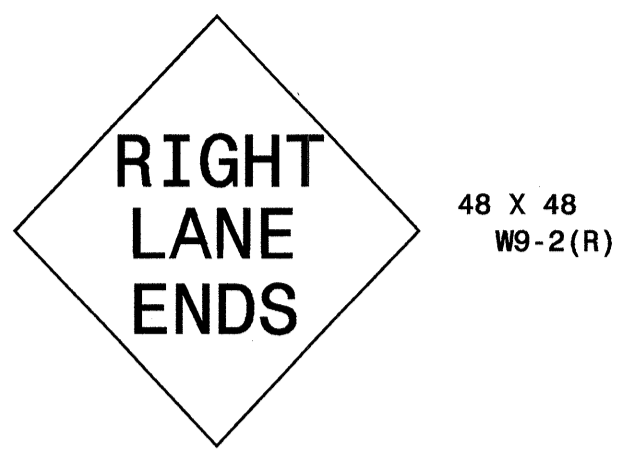
NOTE: THIS DRAWING IS DIMENSIONED
IN INCHES UNLESS OTHERWISE
DEPICTED WITHIN THE DRAWING.

SEAL



TYPE "E" SIGNS


433 QUANTITY REQ'D ---



48 X 48
W9-2(R)

TWO "U" POSTS PER SIGN

438 QUANTITY REQ'D ---



36 X 36
W3-3

ONE "U" POST PER SIGN


443 QUANTITY REQ'D ---



36 X 36
W1-2L

ONE "U" POST PER SIGN

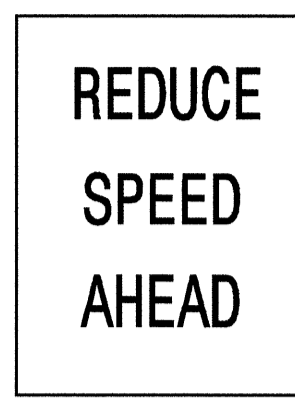
448 QUANTITY REQ'D ---



36 X 36
W2-1

ONE "U" POST PER SIGN

453 QUANTITY REQ'D _ 1 _



24 X 30
R2-5

ONE "U" POST PER SIGN

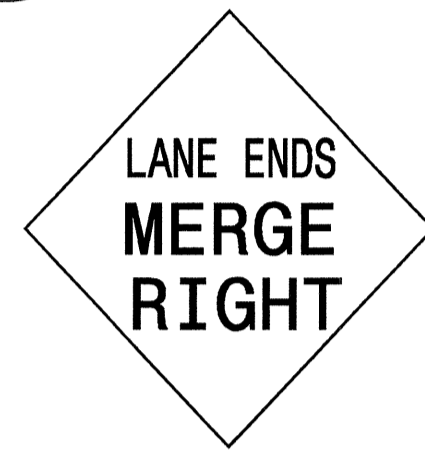
457 QUANTITY REQ'D _ 3 _



30 X 30
W11-2

YELLOW/GREEN REFLECTIVE SHEETING
ONE "U" POST PER SIGN


434 QUANTITY REQ'D ---



48 X 48
W9-2(R)

TWO "U" POSTS PER SIGN


439 QUANTITY REQ'D ---



36 X 36
W3-1a

ONE "U" POST PER SIGN

444 QUANTITY REQ'D ---



36 X 36
W1-2R

ONE "U" POST PER SIGN


449 QUANTITY REQ'D ---



48 X 48
W17-12

TWO "U" POSTS PER SIGN

454 QUANTITY REQ'D ---



60 X 36
R2-27

TWO "U" POSTS PER SIGN

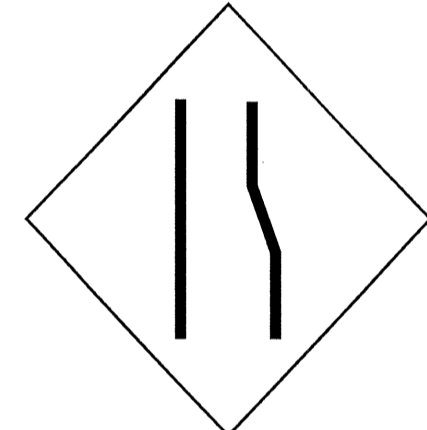
458 QUANTITY REQ'D ---



30 X 30
W14-2

ONE "U" POST PER SIGN


435 QUANTITY REQ'D ---



48 X 48
W19-10(R)

TWO "U" POSTS PER SIGN


440 QUANTITY REQ'D ---



36 X 36
W3-2a

ONE "U" POST PER SIGN

445 QUANTITY REQ'D ---



36 X 36
W2-2

ONE "U" POST PER SIGN

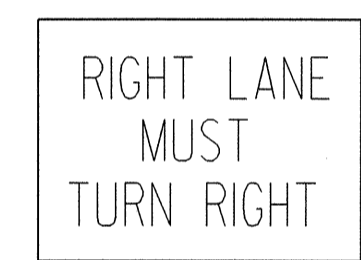
450 QUANTITY REQ'D ---



36 X 36
W17-12

ONE "U" POST PER SIGN

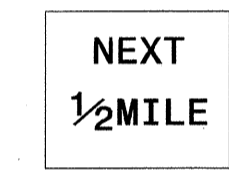
455 QUANTITY REQ'D _ 1 _



30 X 30
R3-7

ONE "U" POST PER SIGN

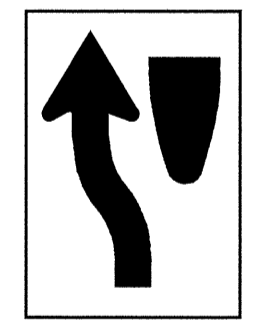
459 QUANTITY REQ'D _ 1 _



24 X 18
W7-3A

YELLOW/GREEN REFLECTIVE SHEETING
MOUNT BELOW SIGN 457
IN 1 INSTALLATION

436 QUANTITY REQ'D ---



36 X 48
R4-8

TWO "U" POSTS PER SIGN


441 QUANTITY REQ'D ---



36 X 36
W6-1

ONE "U" POST PER SIGN

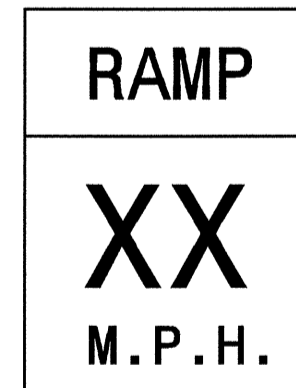
446 QUANTITY REQ'D ---



36 X 36
W2-2

ONE "U" POST PER SIGN

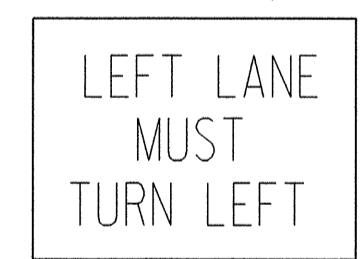
451 QUANTITY REQ'D ---



48 X 60
W13-3

TWO "U" POSTS PER SIGN

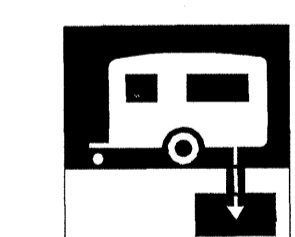
456 QUANTITY REQ'D ---



30 X 30
R3-7

ONE "U" POST PER SIGN


460 QUANTITY REQ'D _ 1 _



24 X 24
D9-12

MOUNT BELOW SIGN 503
IN 1 INSTALLATION


437 QUANTITY REQ'D ---



24 X 30
R4-8

ONE "U" POST PER SIGN

442 QUANTITY REQ'D ---



36 X 36
W6-2

ONE "U" POST PER SIGN


447 QUANTITY REQ'D ---



48 X 36
R2-80

ONE "U" POST PER SIGN

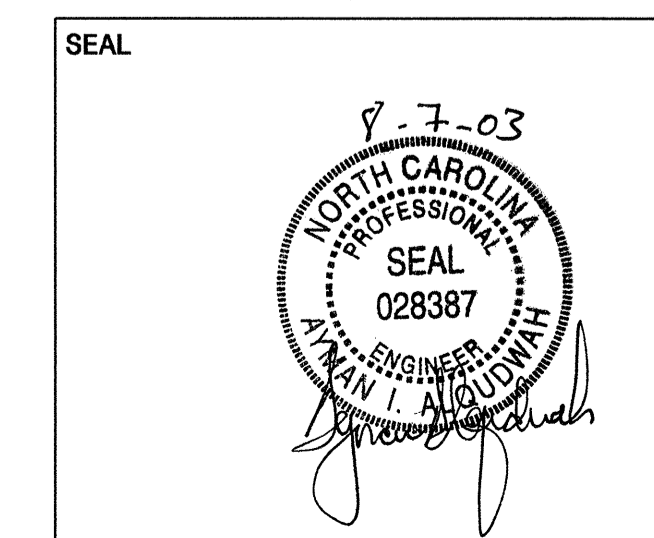
452 QUANTITY REQ'D ---



36 X 36
W6-3


ONE "U" POST PER SIGN

NOTE: THIS DRAWING IS DIMENSIONED
IN INCHES UNLESS OTHERWISE
DEPICTED WITHIN THE DRAWING.



TYPE "E" SIGNS


501



1 - 24" X 12"
1 - 30" X 24"
1 - 21" X 15"

ONE "U" POST PER SIGN


506



1 - 21" X 15"
1 - 24" X 24"
1 - 24" X 12"
1 - 30" X 24"

ONE "U" POST PER SIGN


502



2 - 24" X 12"
1 - 24" X 24"
1 - 30" X 24"

MOUNT BELOW SIGN 301
IN 1 INSTALLATION


507



2 - 24" X 12"
1 - 24" X 24"
1 - 30" X 24"
2 - 21" X 15"

MOUNT BELOW SIGN 310
IN 1 INSTALLATION


503



2 - 24" X 12"
1 - 30" X 24"
1 - 24" X 24"
M1-47
1 - 21" X 15"

MOUNT BELOW SIGN 304
IN 1 INSTALLATION

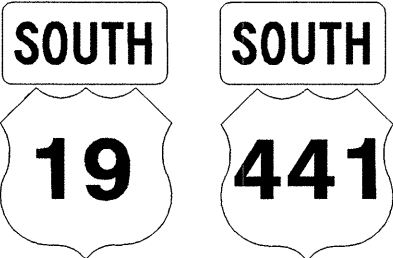
508



2 - 24" X 12"
1 - 24" X 24"
1 - 30" X 24"
2 - 21" X 15"

MOUNT BELOW SIGN 312
IN 1 INSTALLATION


504



2 - 24" X 12"
1 - 24" X 24"
1 - 30" X 24"

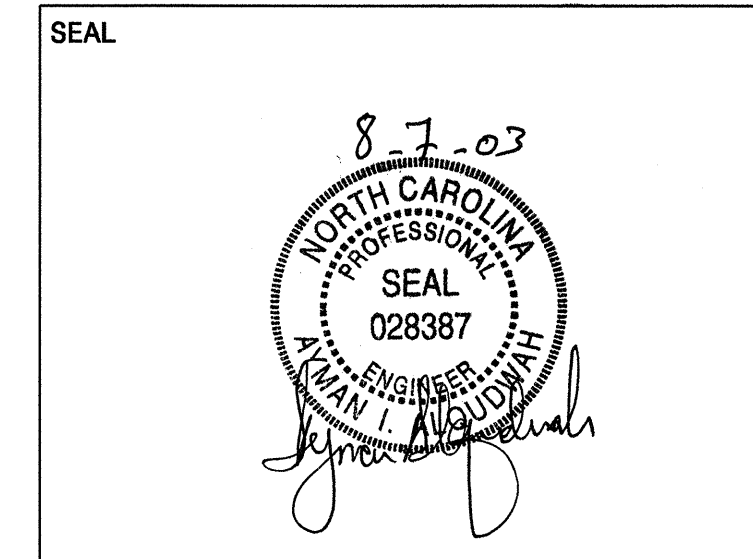
MOUNT BELOW SIGN 306
IN 1 INSTALLATION

505

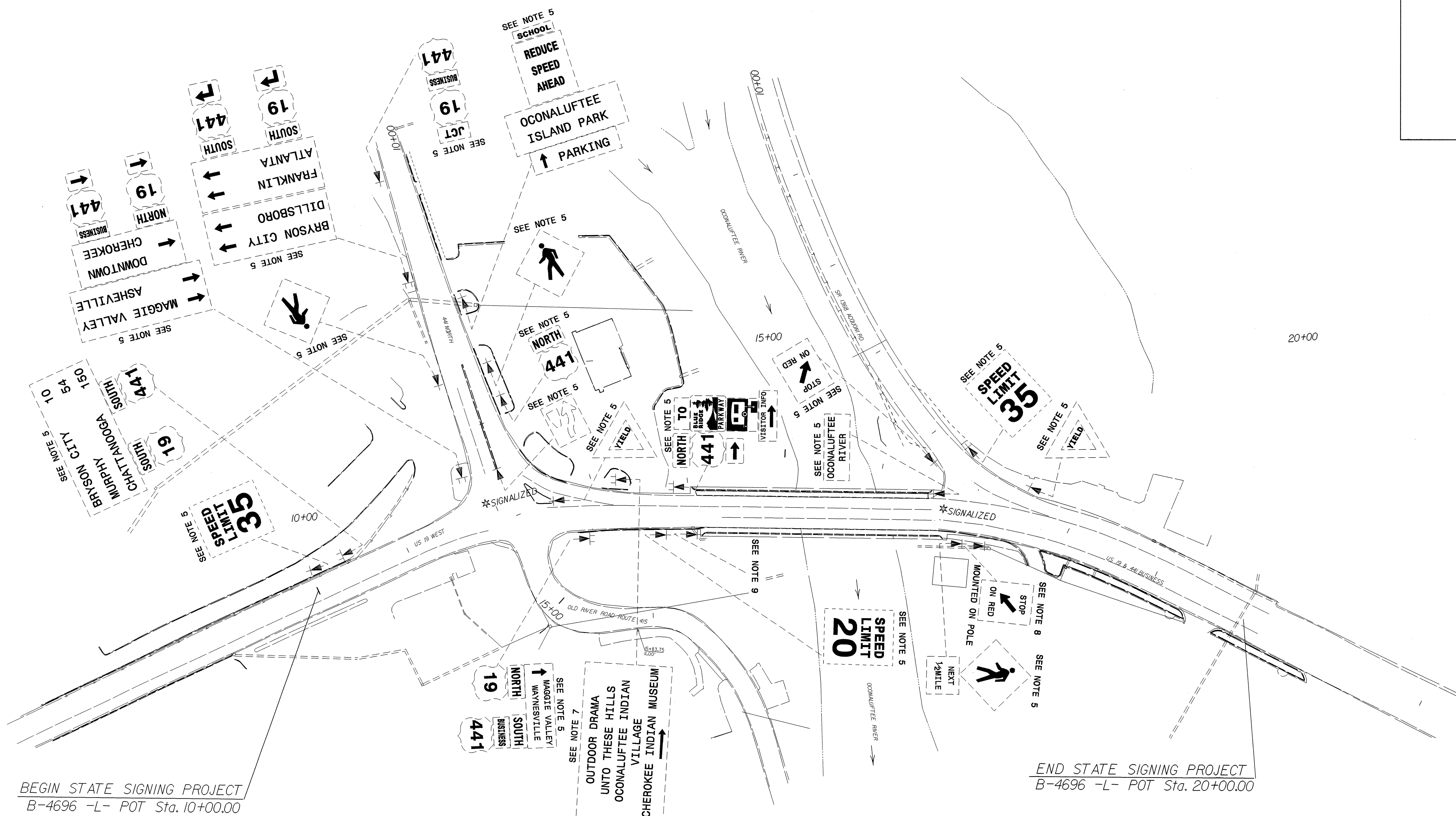


1 - 24" X 12"
1 - 30" X 24"

MOUNT BELOW SIGN 308
IN 1 INSTALLATION



TYPE "F" SIGNS

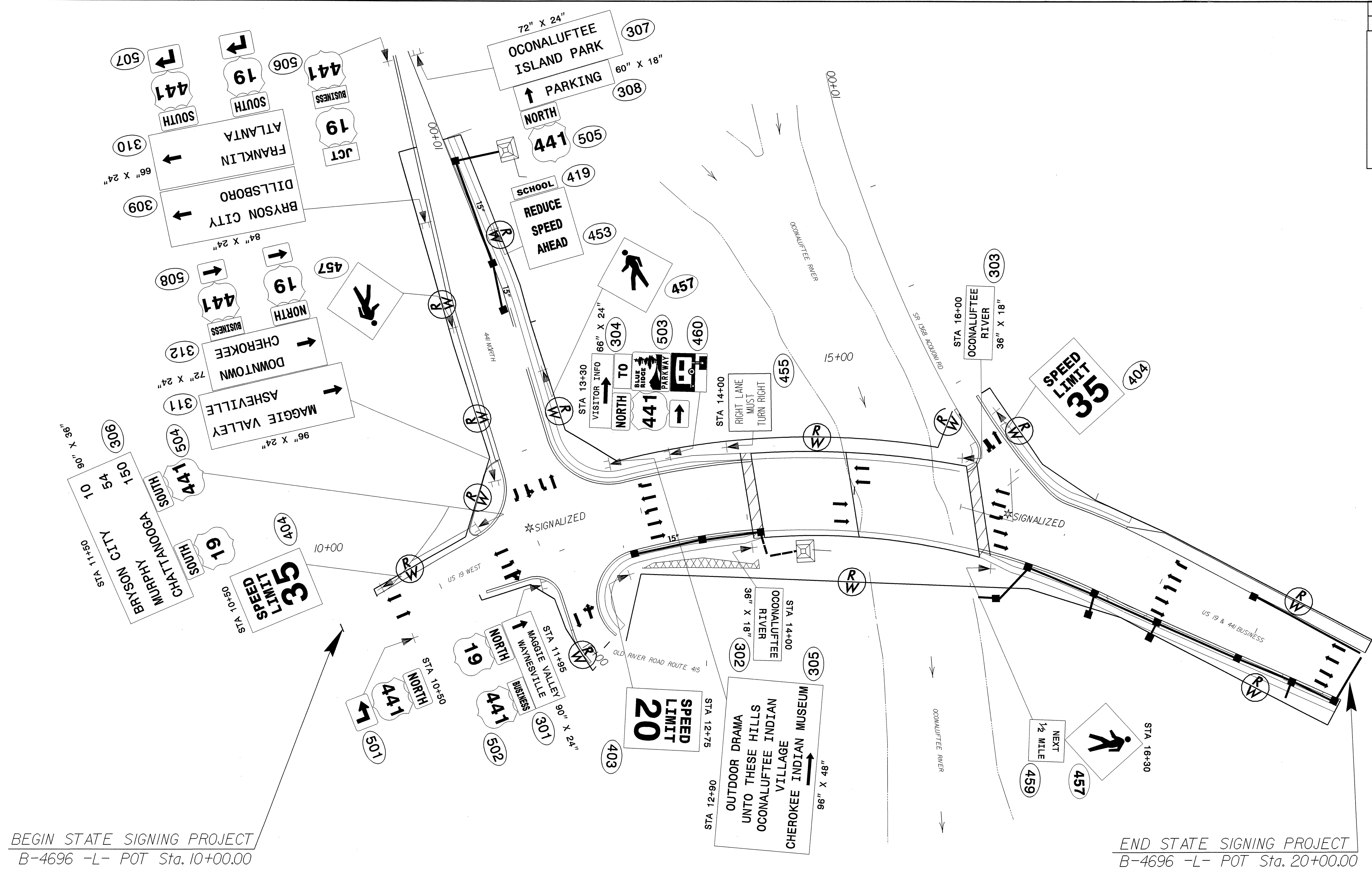



BEGIN STATE SIGNING PROJECT
B-4696 -L- POT Sta. 10+00.00

END STATE SIGNING PROJECT
B-4696 -L- POT Sta. 20+00.00

1. SEE ROADWAY STANDARD NO. 904.50 FOR MOUNTING OF TYPE 'D', 'E', AND 'F' SIGNS ON 'U' CHANNEL POSTS.
2. SEE CHART FOR PLACEMENT OF WARNING SIGNS. DISTANCES SHOWN IN MINIMUM ROAD COLUMNS ARE FOR LEVEL ROADWAYS. MAKE CORRECTIONS FOR GRADES. IF 48-INCH (1219 MM) SIGNS ARE USED, THE LEGIBILITY DISTANCE MAY BE INCREASED TO 200 FEET (61 M). THIS WOULD ALLOW REDUCING THE CHART SPECIFIED DISTANCE BY 75 FEET (23 M).
3. IF THE BRIDGE IS OVER A MAJOR STREAM OR RIVER, A SIGN FOR THE NAME OF THE STREAM OR RIVER SHOULD BE INSTALLED AT EACH APPROACH. THESE DESIGNS WILL BE COMPLETED BY THE SIGNING SECTION UPON REQUEST.
4. SIGNS FURNISHED BY STATE.
5. DISPOSAL OF SIGN SYSTEM, U-CHANNEL.
6. RELOCATE SIGN, TYPE D, E, OR F.
7. DISPOSAL OF SIGN SYSTEM, STEEL BEAM.
8. DISPOSAL OF SIGN, D, E, OR F.
9. DISPOSAL OF SUPPORT, WOOD.

US 19
STA 10+00 TO 20+00
EXISTING ROADWAY



BEGIN STATE SIGNING PROJECT
B-4696 -L- POT Sta. 10+00.00

END STATE SIGNING PROJECT
B-4696 -L- POT Sta. 20+00.00

WARNING SIGNS PLACEMENT CHART

| POSTED OR 85TH PERCENTILE SPEED MPH (KMH) | MINIMUM FT (M) | DESIRED FT (M) | MAXIMUM FT (M) |
|---|----------------|----------------|----------------|
| 30 (50) | 100 (30) | 150 (46) | 350 (107) |
| 35 (55) | 150 (46) | 225 (69) | 425 (130) |
| 40 (65) | 225 (69) | 300 (91) | 500 (152) |
| 45 (70) | 300 (91) | 375 (114) | 575 (175) |
| 50 (80) | 375 (114) | 450 (137) | 650 (198) |
| 55 (90) | 450 (137) | 550 (168) | 750 (229) |
| 60 (95) | 550 (168) | 650 (198) | 850 (259) |
| 65 (105) | 650 (198) | 750 (229) | 950 (290) |
| 70 (115) | 750 (229) | 850 (259) | 1050 (320) |

**US 19
STA 10+00 TO 20+00
PROPOSED ROADWAY**