

APPENDIX D.2B: PHOTOGRAPHS - HIGH BENT SPANS


High Bent Span Photographs - Set D.2B



Span 129-130, Girder #4 core




Span 129-130, Girder #4 core



Span 129-130, mapped cracking at North end



Span 129-130, Midspan deck core



Span 129-130, South deck core



Span 129-130, South deck core

High Bent Span Photographs - Set D.2B



Span 129-130, spall & ER at North end



Span 129-130: mapped cracking south end



Span 131-132, Corroded Aggregate in girder



Span 131-132, Corroded Aggregate in girder



Span 131-132, Girder #4 core



Span 131-132, Girder #4 core

High Bent Span Photographs - Set D.2B



Span 131-132, South deck core



Span 131-132, South deck core



Span 131-132; CSagg along Girder bottom, typ.



Span 134-135; SP & ER at soffit South end



Span 134-135; SP & ER at soffit South end



Span 134-135; SP & ER at soffit South end

High Bent Span Photographs - Set D.2B



Span 134-135; SP & ES at Grder #2, East side,



Span 134-135; SP at girder #2, East side, North



Span 139-140; CSagg on Girder #1, East side,



Span 139-140; Overall shot of Grder bearings @



Span 149-150, Girder #2 core



Span 149-150, Girder #2 core

High Bent Span Photographs - Set D.2B




Span 149-150, South deck core



Span 149-150, South deck core



Span 149-150, South deck core



Span 149-150, South deck core



Span 149-150; CS agg on Girder #2, East side,

D.2B-5



Span 149-150; ER on soffit, West bay, North

High Bent Span Photographs - Set D.2B



Span 149-150; SP & ER on soffit EJ Beam,



Span 149-150; SP & ER on soffit EJ Beam, West



Span 160-161; SP & ER on South diaphragm,



Span 160-161; SP & ES on Girder #2, East side,



Span 161-162, Girder #3 core



Span 161-162, Girder #3 core

High Bent Span Photographs - Set D.2B



Span 161-162, Girder #3 corroded aggregate



Span 161-162, Girder #3 corroded aggregate



Span 161-162, Midspan deck core



Span 161-162, Midspan deck core




Span 161-162, South deck core



Span 161-162, South deck core

High Bent Span Photographs - Set D.2B



Span 161-162; SP & ER on Girder #1, West side,



Span 161-162; SP & ER on Girder #1, West side,



Span 161-162; SP & ESx5 on Girder #4, East



Span 161-162; SP & ESx5 on Girder #4, East



Span 161-162; SP & ESx5 on Girder #4, East



Span 162-163; Overall of span

High Bent Span Photographs - Set D.2B



Span 162-163; SP & ER on soffit, East bay,



Span 162-163; SP & ES on Girder #3, East side,