
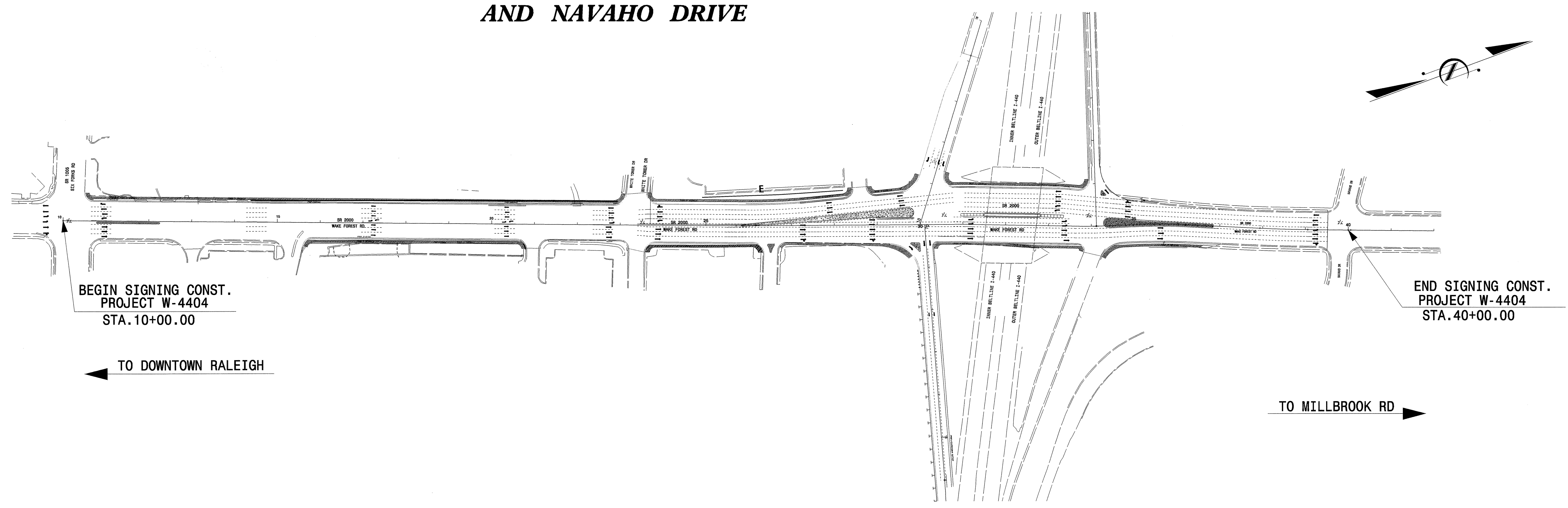


**STATE OF NORTH CAROLINA
DEPARTMENT OF TRANSPORTATION**

**SIGNING PLANS
WAKE COUNTY**

**LOCATION: SR 2000 (WAKE FOREST ROAD)
BETWEEN SR 1005 (SIX FORKS ROAD)
AND NAVAHO DRIVE**

CONTRACT: C201454 T.I.P.: W-4404



INDEX

SHEET NO.	DESCRIPTION
1	TITLE SHEET
2	NOTES & SUMMARY OF QUANTITIES
3	D, E & F SHEETS
4 - 6	SIGN ROADWAY SHEETS

PLAN PREPARED BY: N.C.D.O.T. SIGNING SECTION	SEAL
RON KING, P.E. SIGNING ENGINEER	
AYMAN ALQUDWAH, P.E. SIGNING PROJECT ENGINEER	
D. MITCH EATON SIGNING PROJECT DESIGN ENGINEER	
ROSA S. TUNG SIGNING DESIGN ENGINEER	
SIGNING DESIGNER	

General Notes:

- . ALL TYPE 'D' SIGNS SHALL BE MOUNTED ON TWO U-CHANNEL POSTS UNLESS OTHERWISE INDICATED ON THE PLANS.
- . IF REMOVAL OR RELOCATION OF SIGNS ON PRIVATE STREET (NON-STATE MAINTAINED) IS REQUIRED DUE TO CONSTRUCTION, THE CONTRACTOR SHALL INFORM THE ENGINEER. THE WORK WILL BE COMPLETED BY OTHERS.
- . SIGNING PLANS DO NOT INCLUDE TEMPORARY CONSTRUCTION SIGNING OR PAVEMENT MARKINGS. SEE TRAFFIC CONTROL PLANS.
- . WHEN NOT STATIONED OR DIMENSIONED ON PLANS, ALL 'E' AND 'F' SIGNS SHALL BE FIELD LOCATED BY THE ENGINEER
- . WHEN EXISTING SIGNS ARE REMOVED AND INSTALLED ON NEW SUPPORTS, THE RE-ERECTION SHALL IMMEDIATELY FOLLOW THE REMOVAL.
- . THE BACKGROUND FOR TYPE E & F SIGNS SHALL BE TYPE III REFLECTIVE SHEETING.

Pay Item Notes:

- | | |
|---|------------------------------------|
| 1 | DISPOSAL OF SIGN SYSTEM, U-CHANNEL |
| 2 | RELOCATE SIGN, TYPE D |
| 3 | RELOCATE SIGN, TYPE E |
| 4 | DISPOSAL OF SUPPORT, U-CHANNEL |

ITEM NO.		ITEM DESCRIPTION	QUANTITY	UNIT
DESC. NO.	SECT. NO.			
4025000000	901	CONTRACTOR FURNISHED, TYPE D SIGN	22	S.F.
4025000000	901	CONTRACTOR FURNISHED, TYPE E SIGN	138	S.F.
4025000000	901	CONTRACTOR FURNISHED, TYPE F SIGN	138	S.F.
4072000000	903	SUPPORTS, 3 LB STEEL U-CHANNEL	610	L.F.
4096000000	904	SIGN ERECTION, TYPE D	1	EA.
4102000000	904	SIGN ERECTION, TYPE E	22	EA.
4108000000	904	SIGN ERECTION, TYPE F	6	EA.
4129000000	906	RELOCATE SIGN, TYPE D	3	EA.
4129000000	906	RELOCATE SIGN, TYPE E	2	EA.
4155000000	907	DISPOSAL OF SIGN SYSTEM, U-CHANNEL	24	EA.
4192000000	907	DISPOSAL OF SUPPORT, U-CHANNEL	7	EA.

**ROADWAY STANDARD DRAWINGS
APPLICABLE TO THESE SIGNING PLANS**

904.10
904.50

SEAL




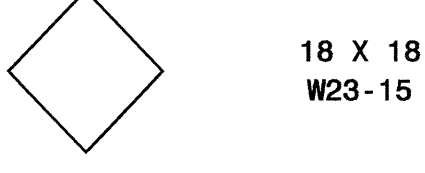
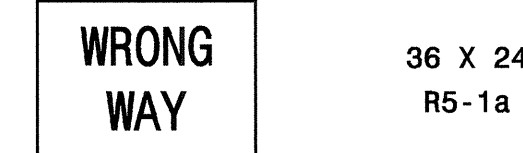
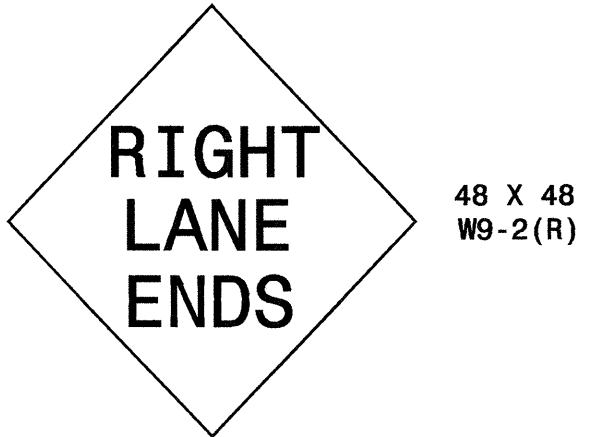
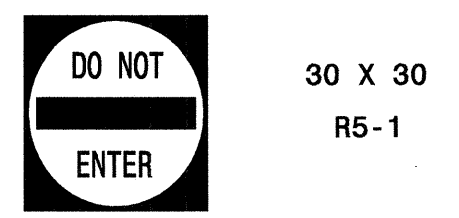
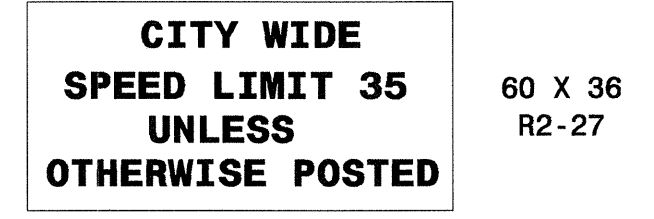
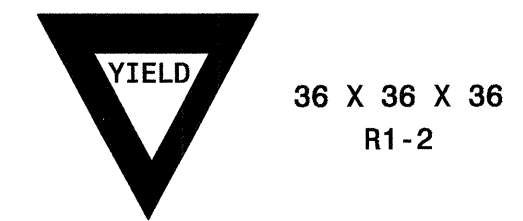


**NOTES &
SUMMARY OF QUANTITIES**





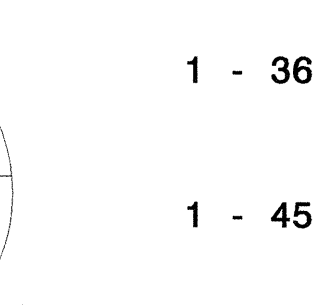
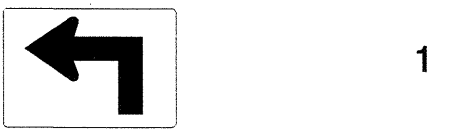

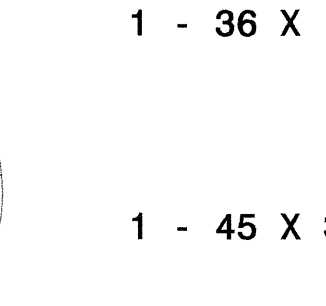





SCALE	1:12	N. C. DEPARTMENT OF TRANSPORTATION DIVISION OF HIGHWAYS TRAFFIC ENGINEERING BRANCH	REVISIONS
DATE	May 2006		
SIGNING DESIGN ENG	R. Tung		
SIGNING PROJECT DGN ENG	D.M. EATON		
SIGNING PROJECT ENG	A. ALQUDWAH		


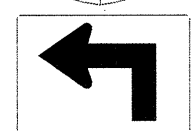

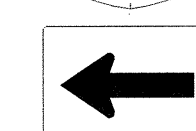
"E" SIGNS

"F" SIGNS

"D" SIGN

<p>408 QUANTITY REQ'D <u>2</u></p>  <p>ONE "U" POST PER SIGN</p>	<p>417 QUANTITY REQ'D <u>4</u></p>  <p>MOUNT BELOW SIGN #416... IN 4 INSTALLATIONS</p>
<p>410 QUANTITY REQ'D <u>2</u></p>  <p>ONE "U" POST PER SIGN</p>	<p>433 QUANTITY REQ'D <u>2</u></p>  <p>TWO "U" POSTS PER SIGN</p>
<p>411 QUANTITY REQ'D <u>4</u></p>  <p>ONE "U" POST PER SIGN</p>	<p>454 QUANTITY REQ'D <u>1</u></p>  <p>TWO "U" POSTS PER SIGN</p>
<p>412 QUANTITY REQ'D <u>2</u></p>  <p>ONE "U" POST PER SIGN</p>	<p>464 QUANTITY REQ'D <u>1</u></p>  <p>ONE "U" POST PER SIGN</p>
<p>415 QUANTITY REQ'D <u>4</u></p>  <p>ONE "U" POST PER SIGN</p>	

<p>501</p>    <p>TWO "U" POSTS PER SIGN</p>	<p>502</p>    <p>ONE "U" POST PER SIGN</p>
<p>503</p>    <p>ONE "U" POST PER SIGN</p>	<p>504</p>     <p>TWO "U" POSTS PER SIGN</p>

<p>505</p>   <p>ONE "U" POST PER SIGN</p>	<p>506</p>   <p>ONE "U" POST PER SIGN</p>
---	---

N. C. DEPARTMENT OF TRANSPORTATION
DIVISION OF HIGHWAYS
TRAFFIC ENGINEERING BRANCH
SIGNING DEPARTMENT

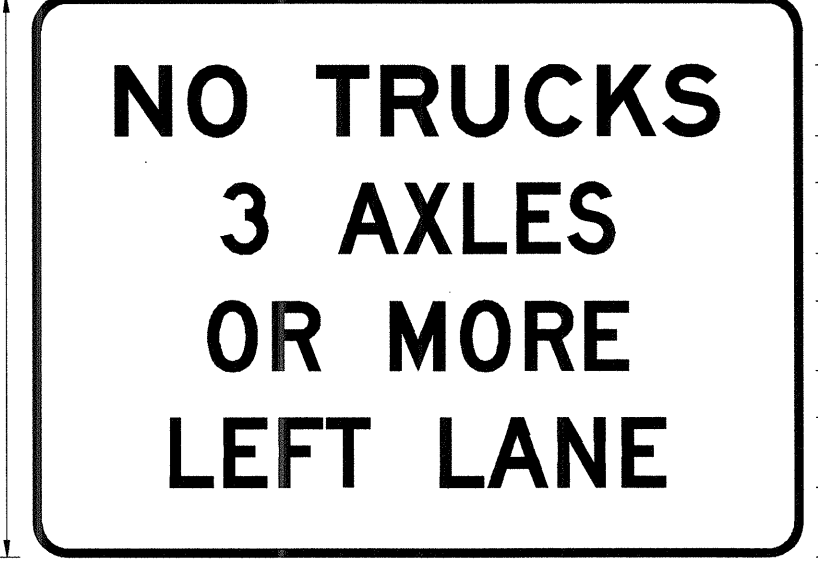
SIGN NUMBER: 301
TYPE: D
QUANTITY: 1
SIGN WIDTH: 5'-6"
HEIGHT: 4'-0"
TOTAL AREA: 22.0 Sq.Ft.
BORDER TYPE: FLUSH
RECESS: 0.75"
WIDTH: 1.25"
RADIUS: 3"
NO. Z BARS:
LENGTH:

BACKG COLOR: White
COPY COLOR: Black

SYMBOL	X	Y	WID	HT

MAT'L: 0.125"(3.2 mm) ALUMINUM

DESIGN BY: R.Tung
PROJECT ID: W-4404
CHECKED BY: D.M.Eaton
DIV: 5
STD #: DATE: Apr 27,2006



BORDER R=3" TH=0.75"

NOTES:
1. Legend and border shall be direct applied non-reflective sheeting.
2. Background shall be Type III reflective sheeting.

LETTER POSITIONS


Letter locations are paneledge to lower left corner													Series/Size	
N	O	T	R	U	C	K	S						Text Length	
7.1	13.4	19	24.4	29.9	36	42.2	48.5	54						E 2000
3	A	X	L	E	S						D 2000			
16.1	20.8	26.2	31.8	36.9	41.5	45.8						33.8		
O	R	M	O	R	E						D 2000			
15	20.6	25	30.7	36.7	42.2	47.3						36.1		
L	E	F	T	L	A	N	E						D 2000	
11.7	16.4	21.1	25.2	29.1	34.9	39	45	50.5						42.5

Spacing Factor is 1 unless specified otherwise

FILENAME: w4404sign


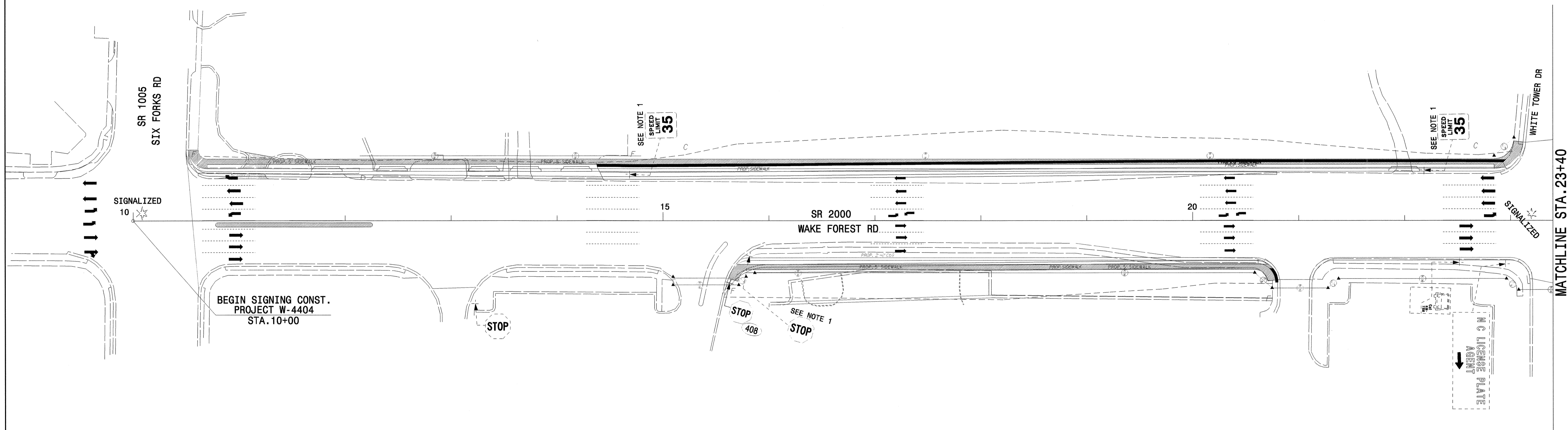

NORTH CAROLINA D.O.T. SIGN DETAIL

NOTE: THIS DRAWING IS DIMENSIONED IN INCHES UNLESS OTHERWISE DEPICTED WITHIN THE DRAWING.



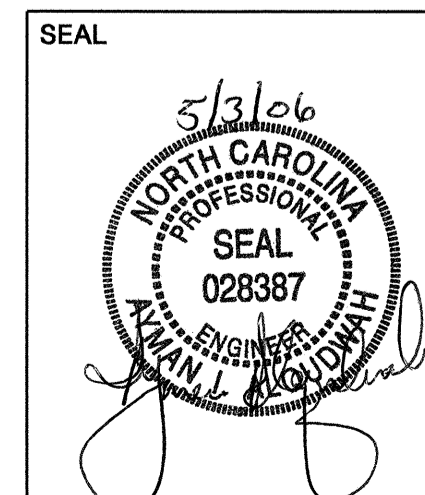
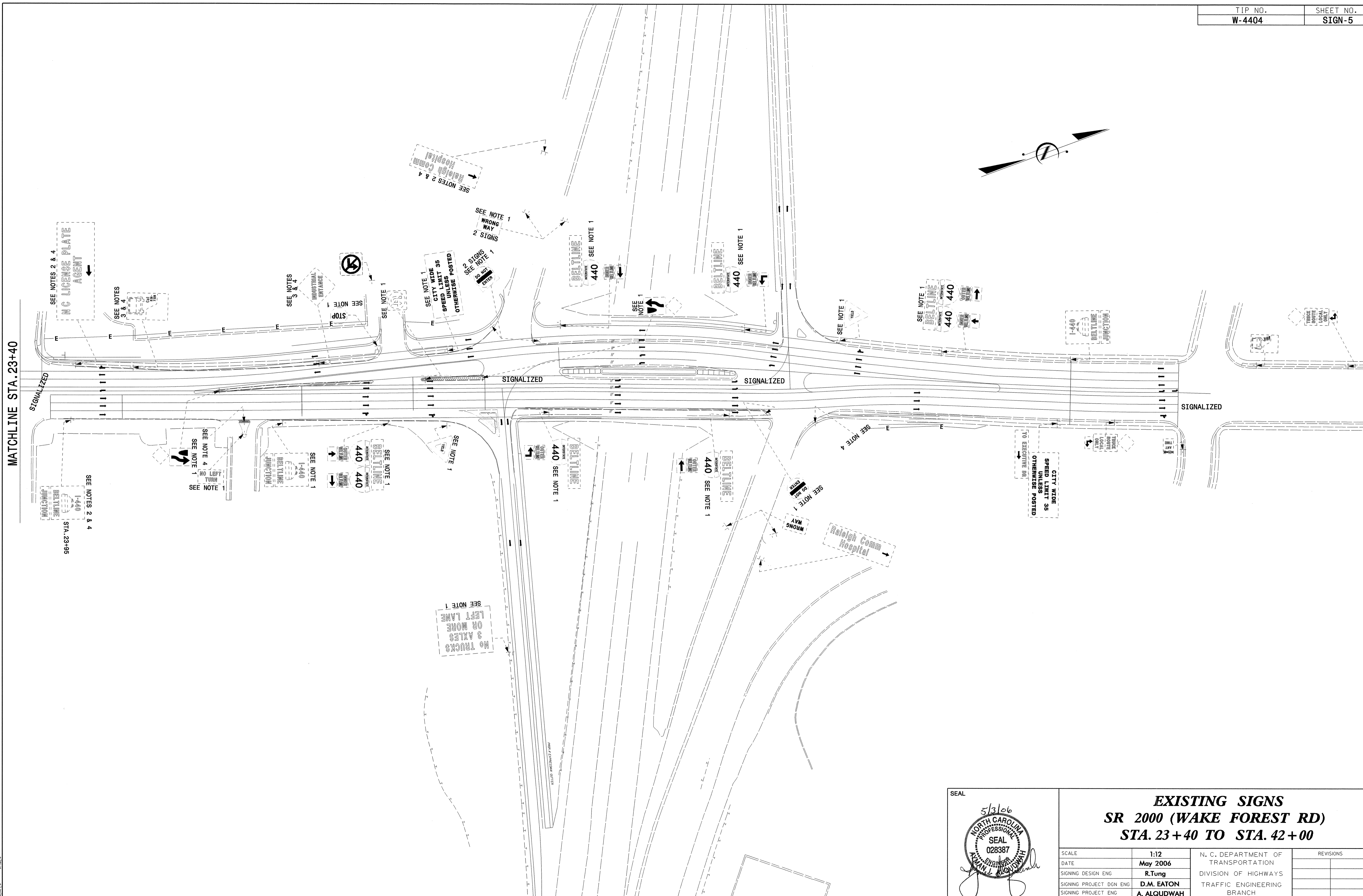
SCALE		1:12	N. C. DEPARTMENT OF TRANSPORTATION DIVISION OF HIGHWAYS TRAFFIC ENGINEERING BRANCH	REVISIONS
DATE		May 2006		
SIGNING DESIGN ENG		R.Tung		
SIGNING PROJECT DGN ENG		D.M. EATON		
SIGNING PROJECT ENG		A. ALQUDWAH		

TYPE "D", "E" & "F" SIGNS




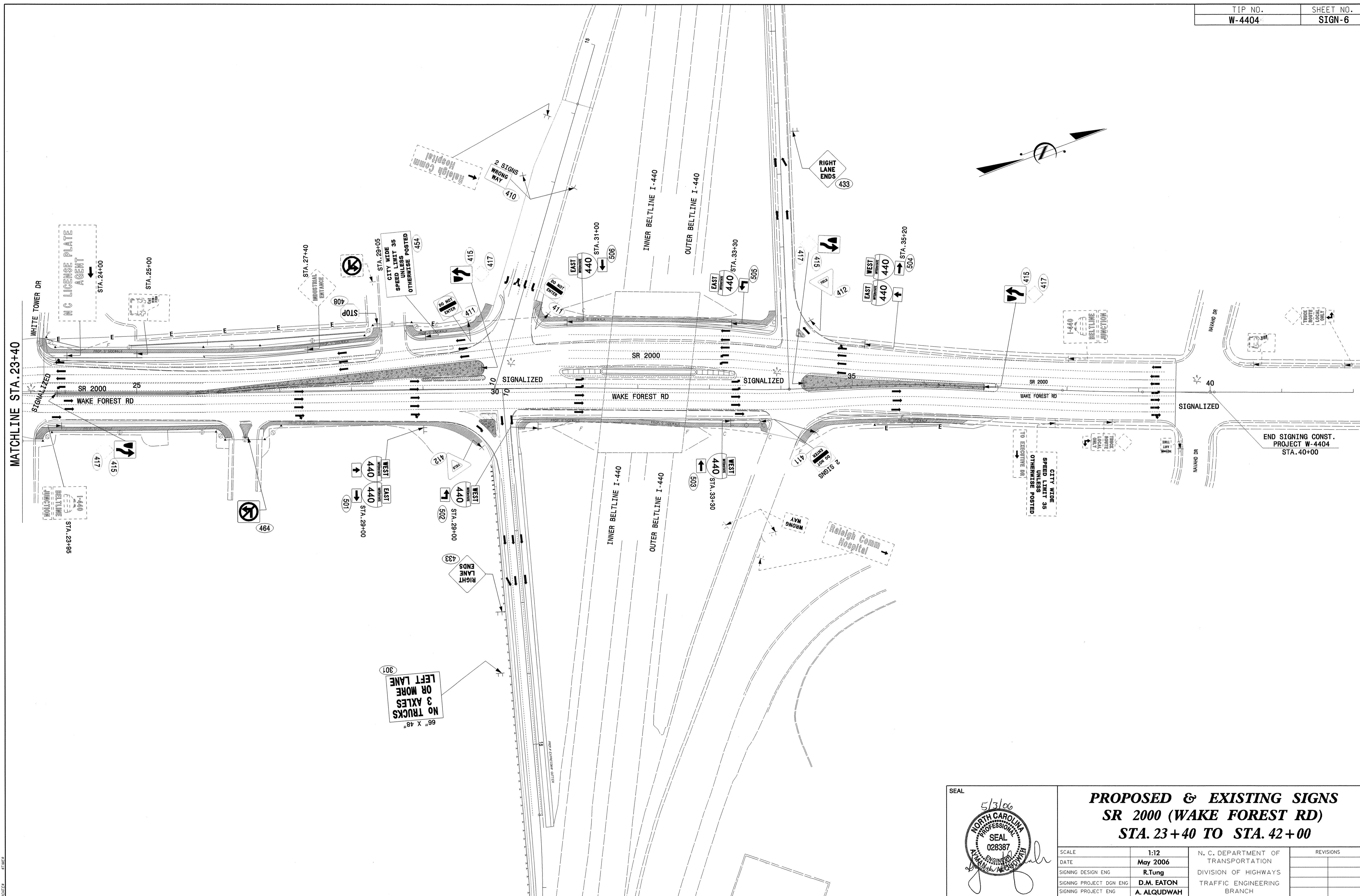
**PROPOSED & EXISTING SIGNS
SR 2000 (WAKE FOREST RD)
STA. 10+00 TO STA. 23+40**

SCALE	1:12	N. C. DEPARTMENT OF TRANSPORTATION	REVISIONS
DATE	May 2006		
SIGNING DESIGN ENG	R. Tung	DIVISION OF HIGHWAYS TRAFFIC ENGINEERING BRANCH	
SIGNING PROJECT DGN ENG	D.M. EATON		
SIGNING PROJECT ENG	A. ALQUDWAH		



EXISTING SIGNS
SR 2000 (WAKE FOREST RD)
STA. 23+40 TO STA. 42+00

SCALE	1:12	N. C. DEPARTMENT OF TRANSPORTATION DIVISION OF HIGHWAYS TRAFFIC ENGINEERING BRANCH	REVISIONS
DATE	May 2006		
SIGNING DESIGN ENG	R.Tung		
SIGNING PROJECT DGN ENG	D.M. EATON		
SIGNING PROJECT ENG	A. ALQUDWAH		



**PROPOSED & EXISTING SIGNS
SR 2000 (WAKE FOREST RD)
STA. 23+40 TO STA. 42+00**

SCALE	1:12	N. C. DEPARTMENT OF TRANSPORTATION DIVISION OF HIGHWAYS TRAFFIC ENGINEERING BRANCH	REVISIONS
DATE	May 2006		
SIGNING DESIGN ENG	R.Tung		
SIGNING PROJECT DGN ENG	D.M. EATON		
SIGNING PROJECT ENG	A. ALQUDWAH		