

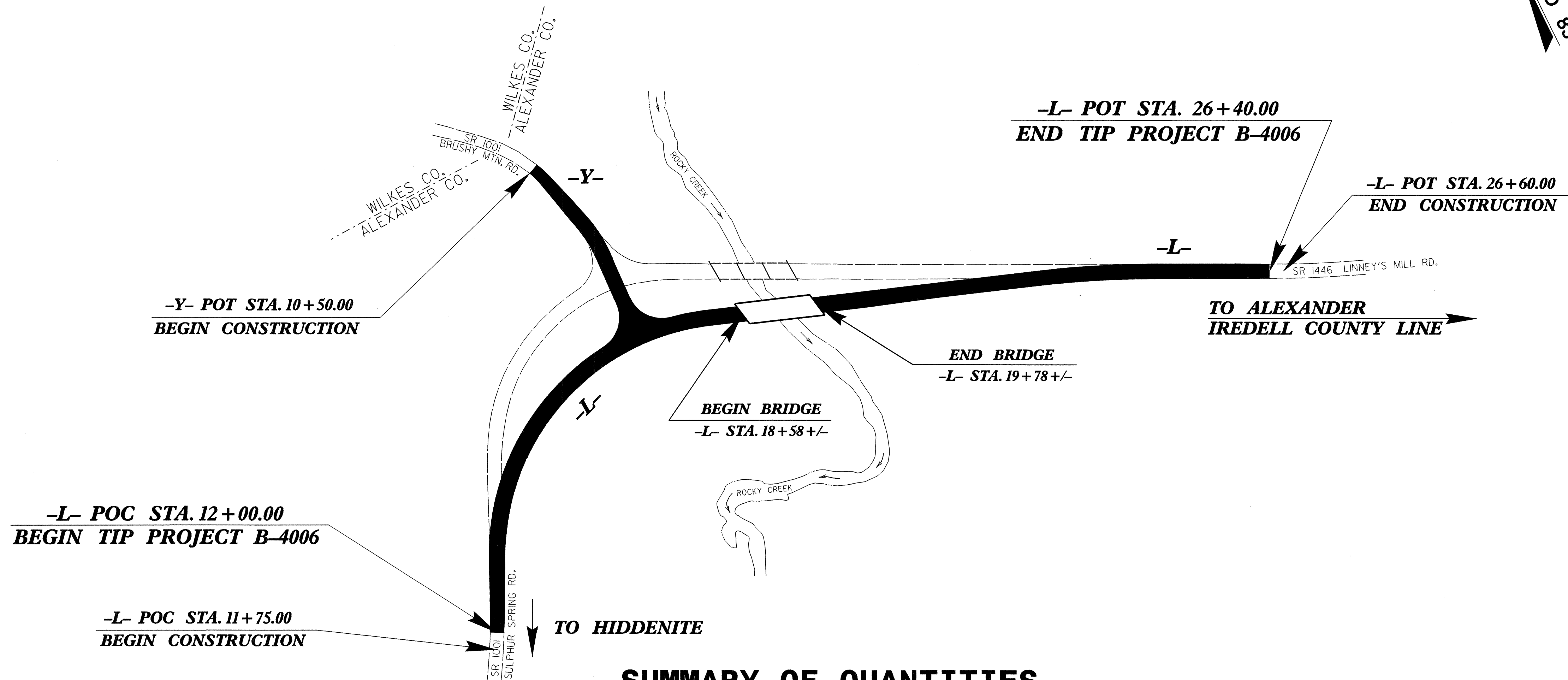
CONTRACT NO.: C201584 T.I.P.: B-4006

TIP NO. B-4006	SHEET NO. SIGN-1
-------------------	---------------------

**STATE OF NORTH CAROLINA
DEPARTMENT OF TRANSPORTATION**

**SIGNING PLANS
ALEXANDER COUNTY**

LOCATION: REPLACE BRIDGE NO. 8 ON SR 1446 OVER ROCKY CREEK




PLAN PREPARED BY: N.C.D.O.T. SIGNING SECTION		
R. W. KING, P.E.	SIGNING ENGINEER	
A. I. ALQUDWAH, P.E.	SIGNING PROJECT ENGINEER	
D. M. EATON	SIGNING PROJECT DESIGN ENGINEER	
R. R. HENNEIN	SIGNING DESIGNER	

ITEM NO.	DESC. NO.	SECT. NO.	ITEM DESCRIPTION	QUANTITY	UNIT
4025000000	901		CONTRACTOR FURNISHED, TYPE D SIGN	41.4	S.F.
4025000000	901		CONTRACTOR FURNISHED, TYPE E SIGN	31.75	S.F.
4072000000	903		SUPPORTS, 3-LB STEEL U-CHANNEL	224	L.F.
4096000000	904		SIGN ERECTION, TYPE D	4	EA.
4102000000	904		SIGN ERECTION, TYPE E	8	EA.
4155000000	907		DISPOSAL OF SIGN SYSTEM, U-CHANNEL	14	EA.
4192000000	907		DISPOSAL OF SUPPORT, U-CHANNEL	1	EA.

**ROADWAY STANDARD DRAWINGS
APPLICABLE TO THESE SIGNING PLANS**
 901.50 904.10 904.50

INDEX

SHEET NO.	DESCRIPTION
1	TITLE SHEET
2 - 3	SIGN DESIGNS
4	TYPE "E" SIGNS
5	EXISTING/PROPOSED ROADWAY

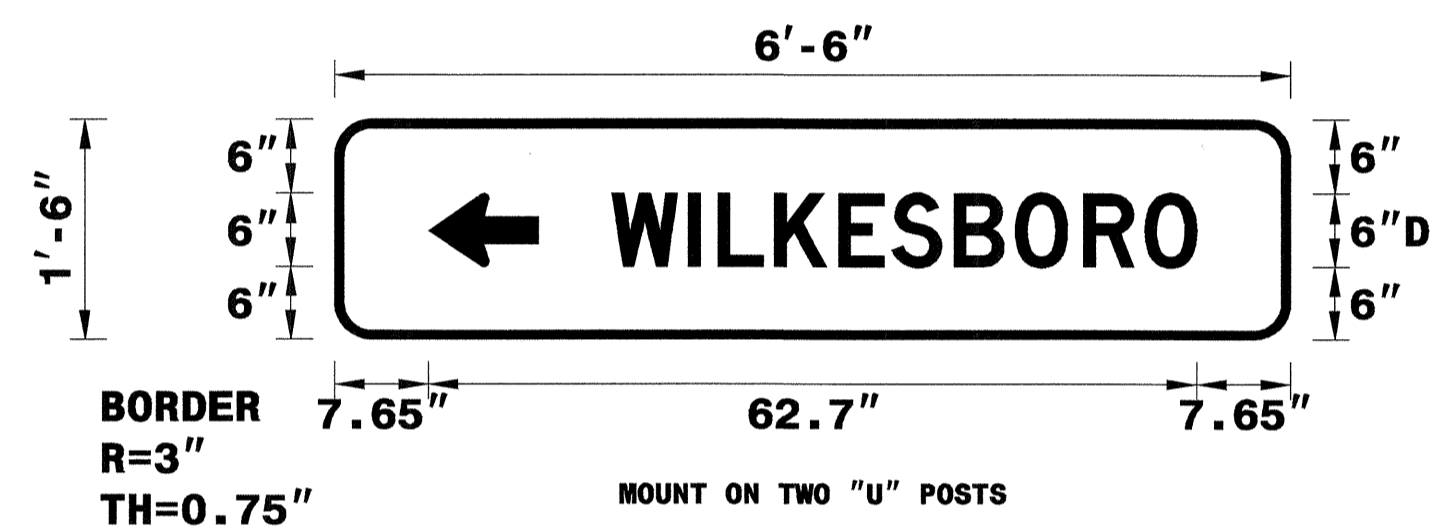


SIGN NUMBER: 301
 TYPE: D
 QUANTITY: 1
 SIGN WIDTH: 78"
 HEIGHT: 18"
 TOTAL AREA: 9.8 Sq.Ft.
 BORDER TYPE: FLUSH
 RECESS: 0"
 WIDTH: 0.75"
 RADII: 3"
 NO. Z BARS: 1
 LENGTH: 18"
 BACKG COLOR: Green
 COPY COLOR: White

SYMBOL	X	Y	WID	HT
ARUP	7.7	6	6	9

 MAT'L: 0.125" (3.2 mm) ALUMINUM

DESIGN BY: R. HENNEIN
 PROJECT ID: B-4006
 CHECKED BY: DIV: 12
 STD #: N/A
 DATE: Mar 01, 2007



USE NOTES:
 1. Legend and border shall be direct applied Type III reflective sheeting.
 2. Background shall be Type III reflective sheeting.


LETTER POSITIONS

Letter spacings are to start of next letter												Series/Size
W	I	L	K	E	S	B	O	R	O			Text Length
22.7	6.2	2.4	4.6	5.2	4.3	5.1	5	5.6	5	4.3	7.7	D 2000 47.7

Spacing Factor is 1 unless specified otherwise

FILENAME: signdesign

NORTH CAROLINA D.O.T. SIGN DETAIL

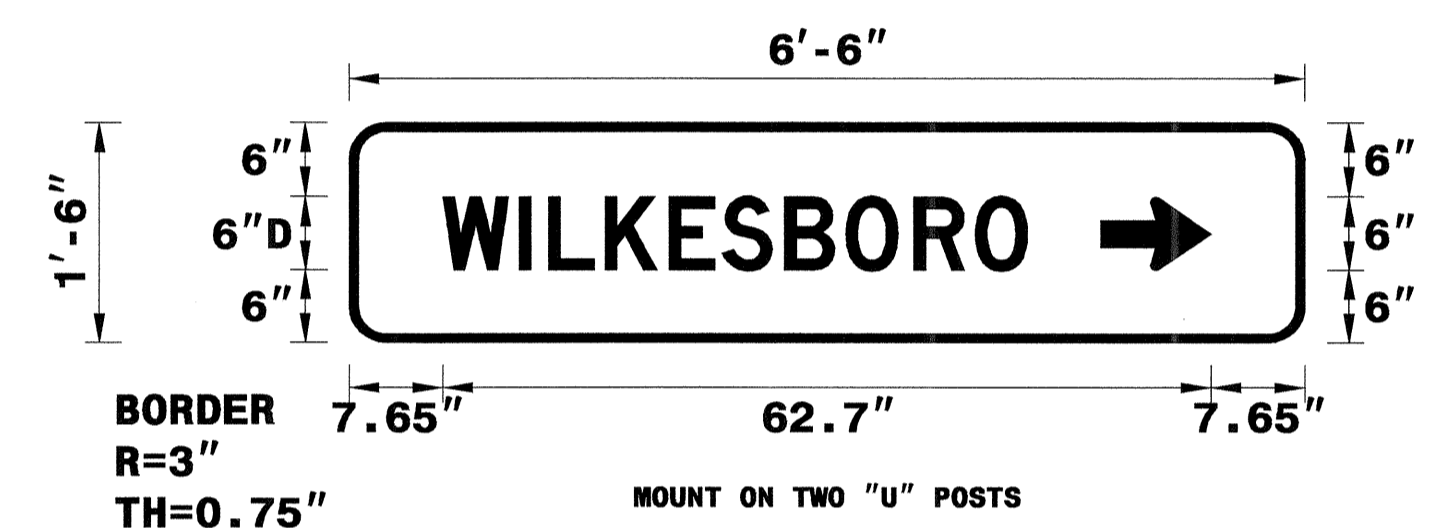


SIGN NUMBER: 302
 TYPE: D
 QUANTITY: 1
 SIGN WIDTH: 78"
 HEIGHT: 18"
 TOTAL AREA: 9.8 Sq.Ft.
 BORDER TYPE: FLUSH
 RECESS: 0"
 WIDTH: 0.75"
 RADII: 3"
 NO. Z BARS: 1
 LENGTH: 18"
 BACKG COLOR: Green
 COPY COLOR: White

SYMBOL	X	Y	WID	HT
ARUP	61.4	6	6	9

 MAT'L: 0.125" (3.2 mm) ALUMINUM

DESIGN BY: R. HENNEIN
 PROJECT ID: B-4006
 CHECKED BY: DIV: 12
 STD #: N/A
 DATE: Mar 01, 2007



USE NOTES:
 1. Legend and border shall be direct applied Type III reflective sheeting.
 2. Background shall be Type III reflective sheeting.

LETTER POSITIONS


Letter spacings are to start of next letter												Series/Size
W	I	L	K	E	S	B	O	R	O			Text Length
7.7	6.2	2.4	4.6	5.2	4.3	5.1	5	5.6	5	4.3	22.7	D 2000 47.7

Spacing Factor is 1 unless specified otherwise

FILENAME: signdesign

NORTH CAROLINA D.O.T. SIGN DETAIL

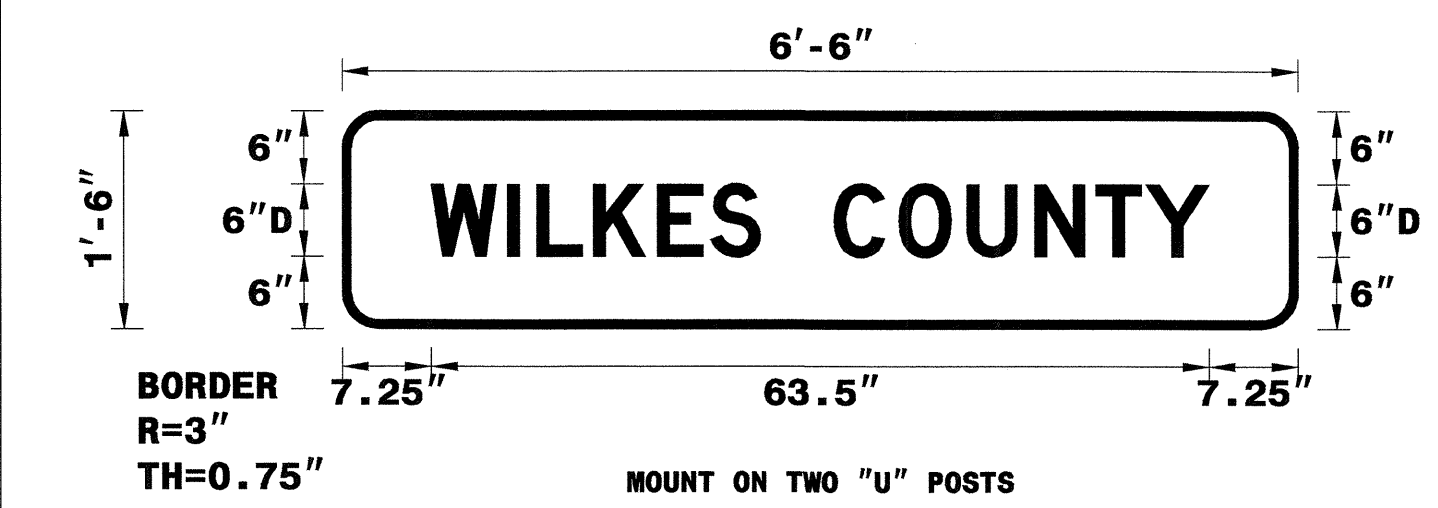
SIGN DESIGNS



SIGN NUMBER: 303 **BACKG COLOR:** Green **DESIGN BY:** R. HENNEIN **CHECKED BY:** **STD #:** N/A
TYPE: D **COPY COLOR:** White **PROJECT ID:** B-4006 **DIV:** 12 **DATE:** Mar 01,2007
QUANTITY: 1

SYMBOL	X	Y	WID	HT

SIGN WIDTH: 78" **HEIGHT:** 18"
TOTAL AREA: 9.8 Sq.Ft.
BORDER TYPE: FLUSH
RECESS: 0"
WIDTH: 0.75"
RADII: 3"
MAT'L: 0.125" (3.2 mm) ALUMINUM
NO. Z BARS: **LENGTH:**



USE NOTES:
1. Legend and border shall be direct applied Type III reflective sheeting.
2. Background shall be Type III reflective sheeting.


LETTER POSITIONS

Letter spacings are to start of next letter

Series/Size	Text Length
D 2000	63.5

W	I	L	K	E	S	C	O	U	N	T	Y			
7.3	6.2	2.4	4.6	5.2	4.3	4.1	6	5.3	5.6	5.5	5	4.1	5.2	7.3

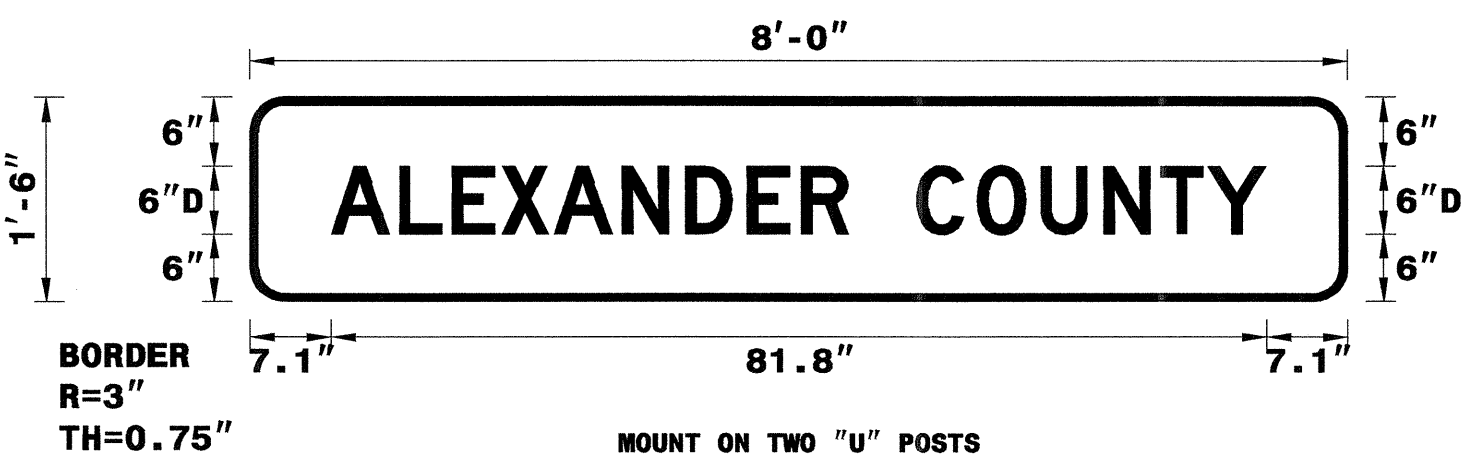
Spacing Factor is 1 unless specified otherwise
FILENAME: signdesign NORTH CAROLINA D.O.T. SIGN DETAIL



SIGN NUMBER: 304 **BACKG COLOR:** Green **DESIGN BY:** R. HENNEIN **CHECKED BY:** **STD #:** N/A
TYPE: D **COPY COLOR:** White **PROJECT ID:** B-4006 **DIV:** 12 **DATE:** Mar 01,2007
QUANTITY: 1

SYMBOL	X	Y	WID	HT

SIGN WIDTH: 96" **HEIGHT:** 18"
TOTAL AREA: 12.0 Sq.Ft.
BORDER TYPE: FLUSH
RECESS: 0"
WIDTH: 0.75"
RADII: 3"
MAT'L: 0.125" (3.2 mm) ALUMINUM
NO. Z BARS: **LENGTH:**



USE NOTES:
1. Legend and border shall be direct applied Type III reflective sheeting.
2. Background shall be Type III reflective sheeting.

LETTER POSITIONS

Letter spacings are to start of next letter


Series/Size	Text Length
D 2000	81.8

A	L	E	X	A	N	D	E	R	C	O	U	N	T	Y			
7.1	6	4.6	4.3	4.6	6	5.5	5.4	4.7	4.1	6	5.3	5.6	5.5	5	4.1	5.2	7.1

Spacing Factor is 1 unless specified otherwise
FILENAME: signdesign NORTH CAROLINA D.O.T. SIGN DETAIL

SIGN DESIGNS


408 QUANTITY REQ'D 1



30 X 30
R1-1

ONE "U" POST PER SIGN


467 QUANTITY REQ'D 1



12 X 9
M7-2

WHITE ON GREEN
MOUNT BELOW SIGN 466
IN 1 INSTALLATION

443 QUANTITY REQ'D 1



30 X 30
W3-1

ONE "U" POST PER SIGN

464 QUANTITY REQ'D 2



30 X 30
W1-5

ONE "U" POST PER SIGN


465 QUANTITY REQ'D 2



18 X 18
W13-1

MOUNT BELOW SIGN 464
IN 2 INSTALLATION

466 QUANTITY REQ'D 1




12 X 18
M1-8

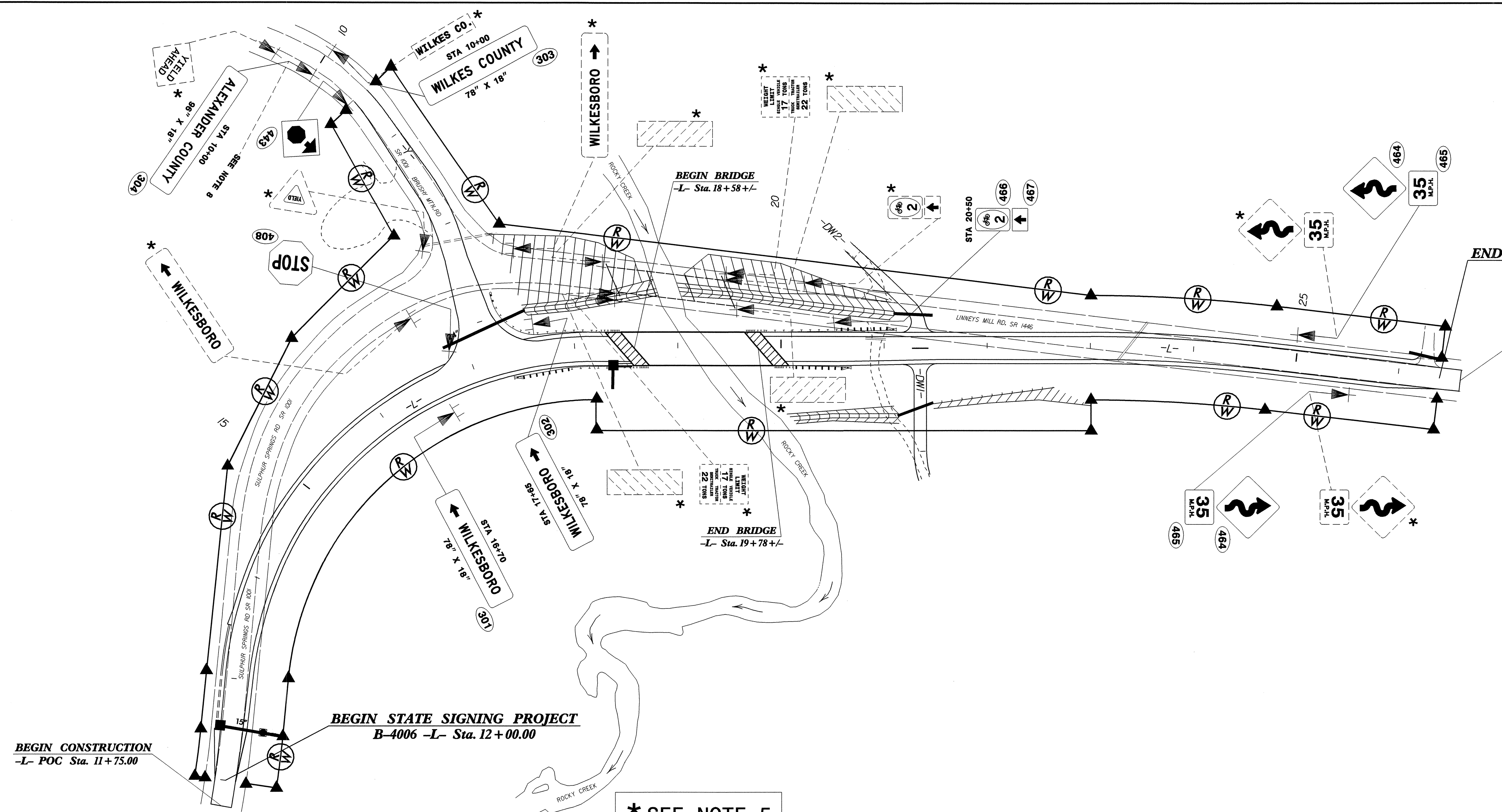
ONE "U" POST PER SIGN

NOTE: THIS DRAWING IS DIMENSIONED
IN INCHES UNLESS OTHERWISE
DEPICTED WITHIN THE DRAWING.

SEAL



SIGN DESIGN & TYPE "E" SIGNS



WARNING SIGNS PLACEMENT CHART

POSTED OR 85TH PERCENTILE SPEED MPH (KMH)	MUTCD DISTANCE FT (M)	SUGGESTED LOCATION FT (M)	SUGGESTED MAXIMUM FT (M)
30 (50)	450 (140)	475 (145)	575 (175)
35 (55)	550 (170)	575 (175)	675 (205)
40 (65)	650 (200)	675 (205)	775 (235)
45 (70)	750 (230)	775 (235)	875 (270)
50 (80)	850 (260)	875 (270)	975 (300)
55 (90)	950 (290)	975 (300)	1075 (330)
60 (95)	1100 (335)	1125 (345)	1225 (375)
65 (105)	1200 (365)	1225 (375)	1325 (405)
70 (115)	1250 (380)	1275 (390)	1375 (420)

1. SEE ROADWAY STANDARD NO. 904.50 FOR MOUNTING OF TYPE 'D', 'E', AND 'F' SIGNS ON 'U' CHANNEL POSTS.
2. SEE CHART FOR PLACEMENT OF WARNING SIGNS. DISTANCES SHOWN IN MINIMUM ROAD COLUMNS ARE FOR LEVEL ROADWAYS. MAKE CORRECTIONS FOR GRADES. IF 48-INCH (1219 MM) SIGNS ARE USED, THE LEGIBILITY DISTANCE MAY BE INCREASED TO 200 FEET (61 M). THIS WOULD ALLOW REDUCING THE CHART SPECIFIED DISTANCE BY 75 FEET (23 M).
3. IF THE BRIDGE IS OVER A MAJOR STREAM OR RIVER, A SIGN FOR THE NAME OF THE STREAM OR RIVER SHOULD BE INSTALLED AT EACH APPROACH. THESE DESIGNS WILL BE COMPLETED BY THE SIGNING SECTION UPON REQUEST.
4. SIGNS FURNISHED BY CONTRACTOR. BACKGROUND SHEETING SHALL BE TYPE III REFLECTIVE SHEETING.
5. DISPOSAL OF SIGN SYSTEM, U-CHANNEL.
6. SIGN ERECTION, RELOCATE SIGN TYPE D, E, OR F.
7. DISPOSAL OF SIGN SYSTEM, WOOD.
8. DISPOSAL OF SUPPORT, U-CHANNEL.
9. DISPOSAL OF SIGN, TYPE D, E, OR F.

EXISTING/PROPOSED ROADWAY
SR 1446
STA 11+75 TO 26+60