

STATE	STATE PROJECT REFERENCE NO.	SHEET NO.	TOTAL SHEETS
N.C.	B-4256	RF-1	
STATE PROJ. NO.	F.A. PROJ. NO.	DESCRIPTION	

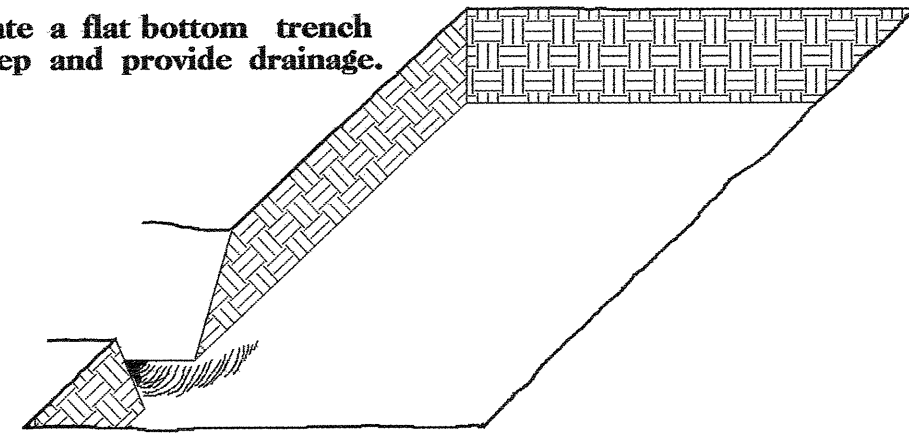
PLANTING DETAILS

SEEDLING / LINER BAREROOT PLANTING DETAIL

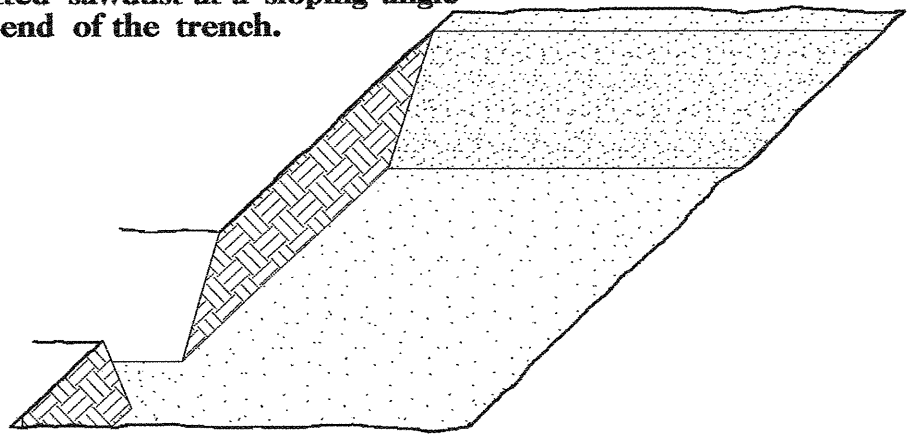
HEALING IN

1. Locate a healing-in site in a shady, well protected area.

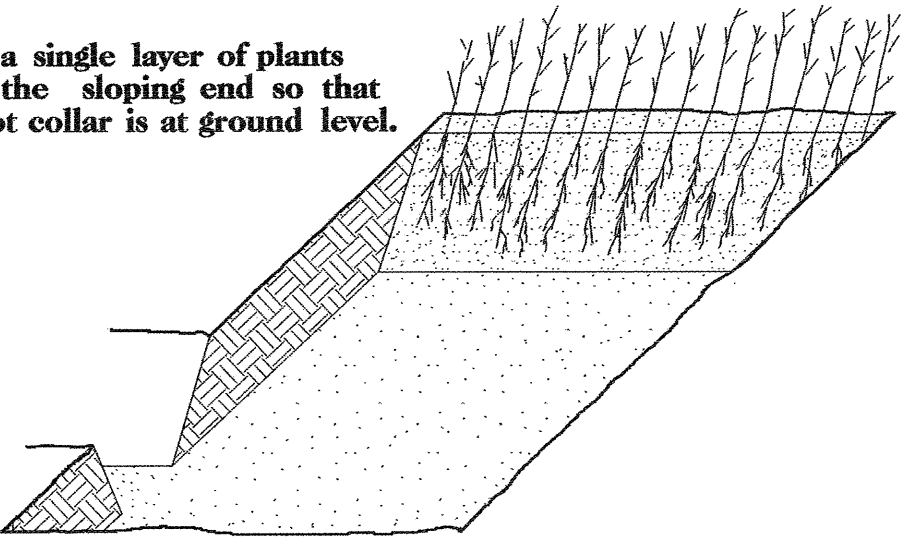
2. Excavate a flat bottom trench 12" deep and provide drainage.



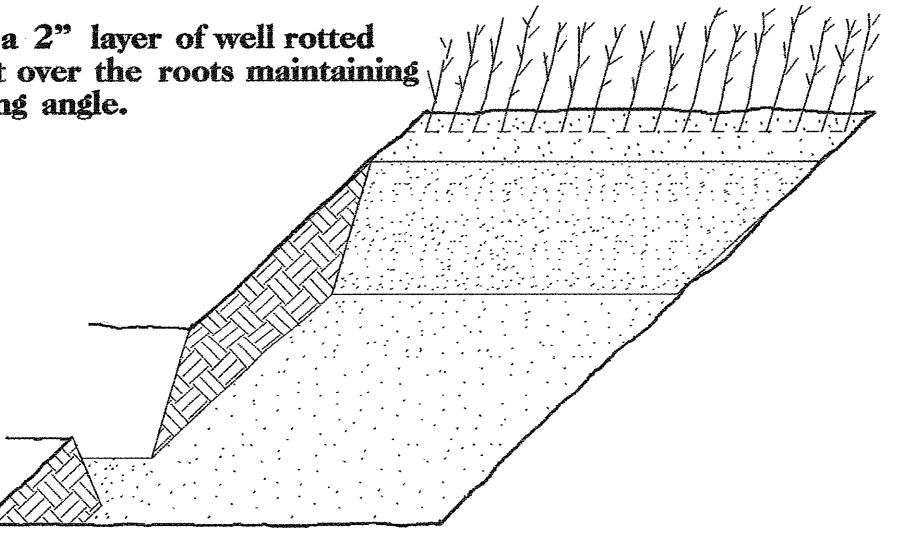
3. Backfill the trench with 2" well rotted sawdust. Place a 2" layer of well rotted sawdust at a sloping angle at one end of the trench.



4. Place a single layer of plants against the sloping end so that the root collar is at ground level.

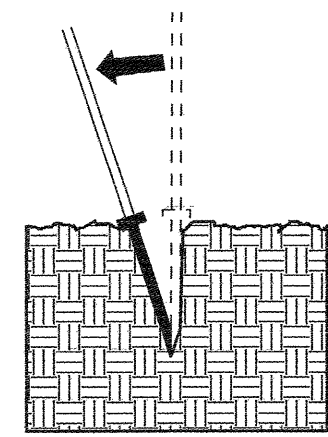


5. Place a 2" layer of well rotted sawdust over the roots maintaining a sloping angle.

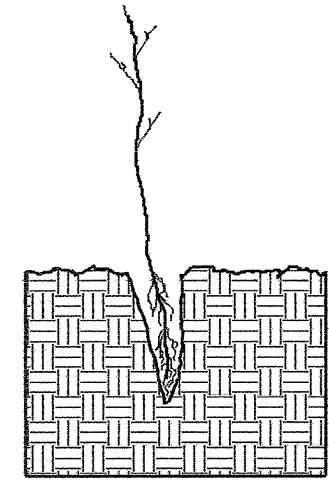


6. Repeat layers of plants and sawdust as necessary and water thoroughly.

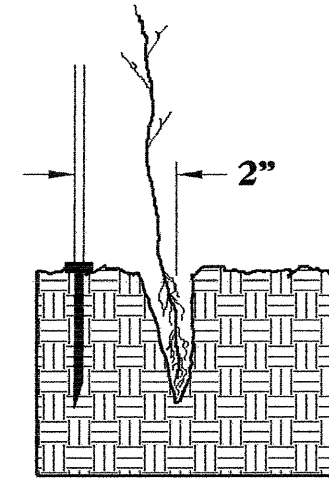
DIBBLE PLANTING METHOD USING THE KBC PLANTING BAR



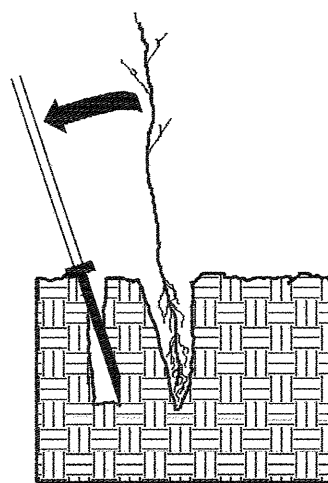
1. Insert planting bar as shown and pull handle toward planter.



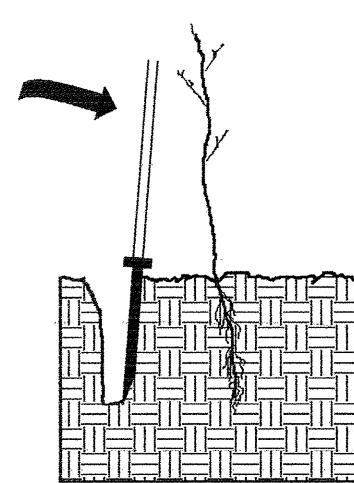
2. Remove planting bar and place seedling at correct depth.



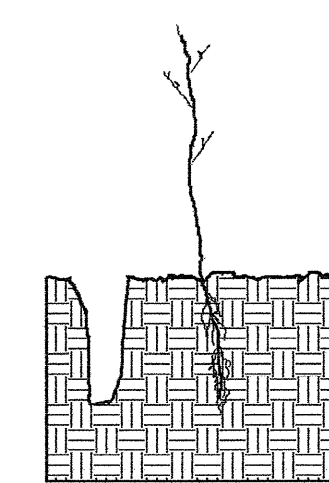
3. Insert planting bar 2" toward planter from seedling.



4. Pull handle of bar toward planter, firming soil at bottom.



5. Push handle forward firming soil at top.




6. Leave compaction hole open. Water thoroughly.

PLANTING NOTES:

PLANTING BAG
During planting, seedlings shall be kept in a moist canvas bag or similar container to prevent the root systems from drying.



KBC PLANTING BAR
Planting bar shall have a blade with a triangular cross section, and shall be 12" long, 4" wide and 1" thick at center.



ROOT PRUNING
All seedlings shall be root pruned, if necessary, so that no roots extend more than 10 inches (10") below the root collar.

REFORESTATION

TREE REFORESTATION SHALL BE PLANTED 6' TO 10' ON CENTER, RANDOM SPACING, AVERAGING 8' ON CENTER, APPROXIMATELY 680 PLANTS PER ACRE.

REFORESTATION

MIXTURE, TYPE, SIZE, AND FURNISH SHALL CONFORM TO THE FOLLOWING:

25%	BETULA NIGRA	RIVER BIRCH	12" - 18", SEEDLING BR
25%	QUERCUS PHELLOS	WILLOW OAK	12" - 18", SEEDLING BR
25%	QUERCUS RUBRA	NORTHERN RED OAK	12" - 18", SEEDLING BR
25%	PLATANUS OCCIDENTALIS	SYCAMORE	12" - 18", SEEDLING BR

REFORESTATION DETAIL SHEET

N.C.D.O.T. - ROADSIDE ENVIRONMENTAL UNIT