

REVISIONS

NOTES:

1. ALL PAVEMENT MARKINGS SHALL BE THERMOPLASTIC.
2. CONTRACTOR SHALL TIE PROPOSED MARKINGS TO EXISTING MARKINGS AT PROJECT LIMITS.
3. CONTRACTOR SHALL MILL ANY EXISTING MARKINGS IN CONFLICT WITH PROPOSED.
4. RAISED REFLECTIVE PAVEMENT MARKERS ARE TO PLACED ACCORDING TO NCDOT ROADWAY STANDARD DRAWINGS.

PAVEMENT MARKING LEGEND	
□	CRYSTAL / RED PAVEMENT MARKER
◆	YELLOW / YELLOW PAVEMENT MARKER
→	DIRECTION OF TRAFFIC FLOW



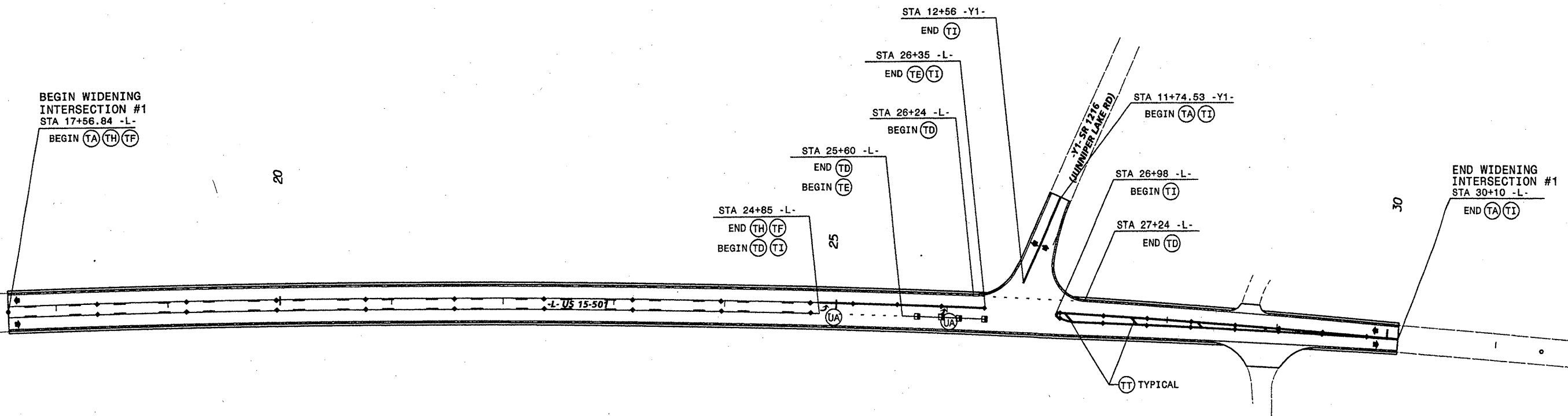

Kimley-Horn
and Associates, Inc.

P.O. BOX 33068
RALEIGH, N.C. 27636-3068

RIGHT-OF-WAY REV.
CONST. REV.

PROJECT REFERENCE NO. WBS 37620	SHEET NO. PM-1
RW SHEET NO.	
ROADWAY DESIGN ENGINEER	HYDRAULICS ENGINEER

PAVEMENT MARKING PLAN



PAVEMENT MARKING LINES

- TA - THERMOPLASTIC (4" WHITE, 90 MILS) EDGELINE
- TD - THERMOPLASTIC (4" WHITE, 120 MILS) 4" x 2' MINISKIP
- TE - THERMOPLASTIC (4" WHITE, 120 MILS) SOLID LANE LINE
- TF - THERMOPLASTIC (4" YELLOW, 120 MILS) 10' YELLOW SKIP LINE
- TH - THERMOPLASTIC (4" YELLOW, 120 MILS) SINGLE CENTER LINE
- TI - THERMOPLASTIC (4" YELLOW, 120 MILS) DOUBLE CENTER LINE
- TT - THERMOPLASTIC (8" YELLOW, 90 MILS) DIAGONAL

PAVEMENT MARKING SYMBOLS

- UA - THERMOPLASTIC (LEFT TURN ARROW)

**INTERSECTION #1
SR 1216 (JUPITER LAKE ROAD)**


11/16/2006 r:\01105606\roadway\mcd08032r_rdy_pm-1.dgn

REVISIONS

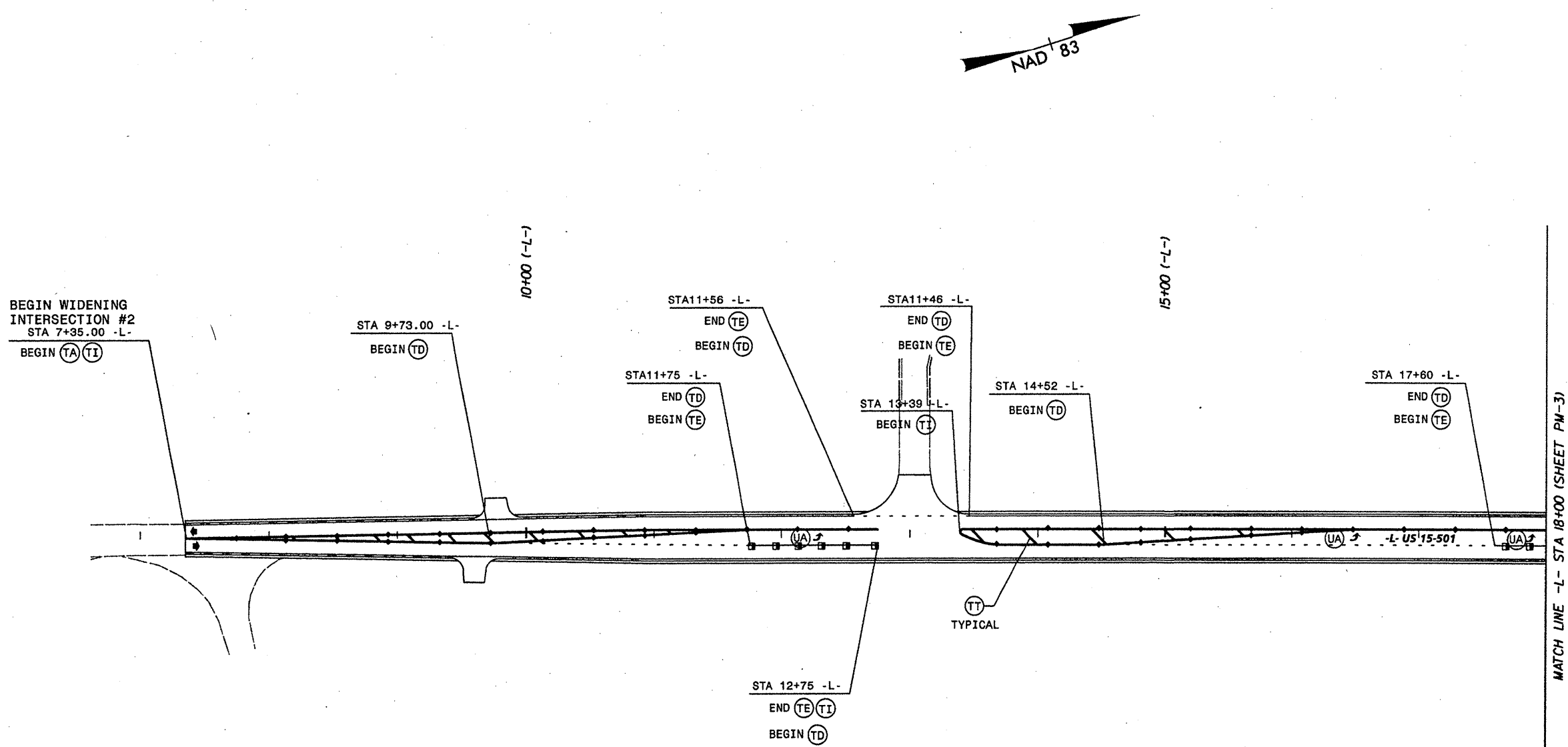
NOTES:

1. ALL PAVEMENT MARKINGS SHALL BE THERMOPLASTIC.
2. CONTRACTOR SHALL TIE PROPOSED MARKINGS TO EXISTING MARKINGS AT PROJECT LIMITS.
3. CONTRACTOR SHALL MILL ANY EXISTING MARKINGS IN CONFLICT WITH PROPOSED.
4. RAISED REFLECTIVE PAVEMENT MARKERS ARE TO PLACED ACCORDING TO NCDOT ROADWAY STANDARD DRAWINGS.

PAVEMENT MARKING LEGEND	
□	CRYSTAL / RED PAVEMENT MARKER
◆	YELLOW / YELLOW PAVEMENT MARKER
→	DIRECTION OF TRAFFIC FLOW

PROJECT REFERENCE NO. WBS 37620	SHEET NO. PM-2
RW SHEET NO.	
ROADWAY DESIGN ENGINEER	HYDRAULICS ENGINEER
	
Kimley-Horn and Associates, Inc. P.O. BOX 33068 RALEIGH, N.C. 27636-3068	
RIGHT-OF-WAY REV.	CONST. REV.

PAVEMENT MARKING PLAN



PAVEMENT MARKING LINES

- TA - THERMOPLASTIC (4" WHITE, 90 MILS) EDGELINE
- TD - THERMOPLASTIC (4" WHITE, 120 MILS) 4" x 2" MINISKIP
- TE - THERMOPLASTIC (4" WHITE, 120 MILS) SOLID LANE LINE
- TF - THERMOPLASTIC (4" YELLOW, 120 MILS) 10' YELLOW SKIP LINE
- TH - THERMOPLASTIC (4" YELLOW, 120 MILS) SINGLE CENTER LINE
- TI - THERMOPLASTIC (4" YELLOW, 120 MILS) DOUBLE CENTER LINE
- TT - THERMOPLASTIC (8" YELLOW, 90 MILS) DIAGONAL

PAVEMENT MARKING SYMBOLS

- UA - THERMOPLASTIC (LEFT TURN ARROW)

r:\01056067\roadway\mod8032r_jdy_pm-2.dgn

11/16/2006

**INTERSECTION #2
SR 1285 (LEA ROAD)**

REVISIONS

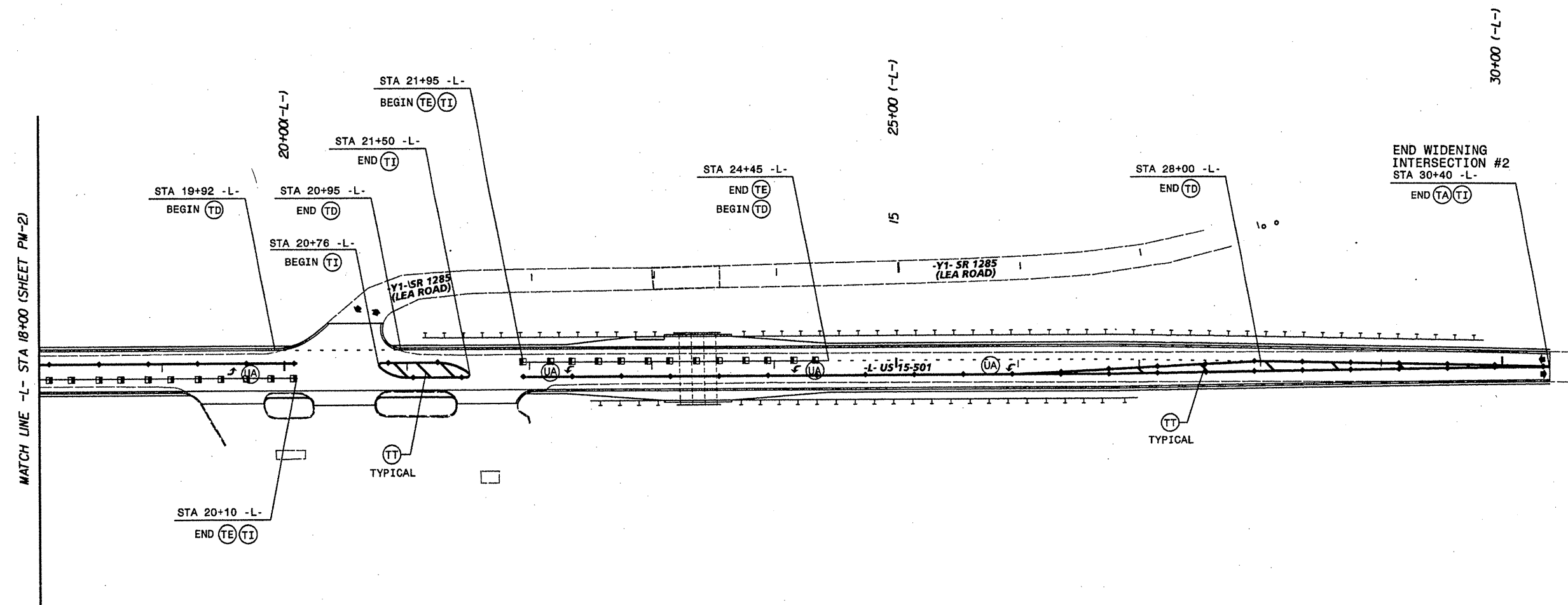
PROJECT REFERENCE NO. WBS 37620		SHEET NO. PM-3	
RW SHEET NO.			
ROADWAY DESIGN ENGINEER		HYDRAULICS ENGINEER	
P.O. BOX 33068 RALEIGH, N.C. 27636-3068			
EIGHT-OF-WAY REV.			
CONST. REV.			

NOTES:

1. ALL PAVEMENT MARKINGS SHALL BE THERMOPLASTIC.
2. CONTRACTOR SHALL TIE PROPOSED MARKINGS TO EXISTING MARKINGS AT PROJECT LIMITS.
3. CONTRACTOR SHALL MILL ANY EXISTING MARKINGS IN CONFLICT WITH PROPOSED.
4. RAISED REFLECTIVE PAVEMENT MARKERS ARE TO BE PLACED ACCORDING TO NCDOT ROADWAY STANDARD DRAWINGS.

PAVEMENT MARKING LEGEND

- CRYSTAL / RED PAVEMENT MARKER
- ◆ YELLOW / YELLOW PAVEMENT MARKER
- DIRECTION OF TRAFFIC FLOW



PAVEMENT MARKING LINES

- TA - THERMOPLASTIC (4" WHITE, 90 MILS) EDGELINE
- TD - THERMOPLASTIC (4" WHITE, 120 MILS) 4" x 2' MINISKIP
- TE - THERMOPLASTIC (4" WHITE, 120 MILS) SOLID LANE LINE
- TF - THERMOPLASTIC (4" YELLOW, 120 MILS) 10' YELLOW SKIP LINE
- TH - THERMOPLASTIC (4" YELLOW, 120 MILS) SINGLE CENTER LINE
- TI - THERMOPLASTIC (4" YELLOW, 120 MILS) DOUBLE CENTER LINE
- TT - THERMOPLASTIC (8" YELLOW, 90 MILS) DIAGONAL

PAVEMENT MARKING SYMBOLS

- UA - THERMOPLASTIC (LEFT TURN ARROW)

**INTERSECTION #2
SR 1285 (LEA ROAD)**

11/16/2006 r:\01056067\roadway\mcd0322_rdy_pm-3.dgn

REVISIONS

NOTES:

1. ALL PAVEMENT MARKINGS SHALL BE THERMOPLASTIC.
2. CONTRACTOR SHALL TIE PROPOSED MARKINGS TO EXISTING MARKINGS AT PROJECT LIMITS.
3. CONTRACTOR SHALL MILL ANY EXISTING MARKINGS IN CONFLICT WITH PROPOSED.
4. RAISED REFLECTIVE PAVEMENT MARKERS ARE TO PLACED ACCORDING TO NCDOT ROADWAY STANDARD DRAWINGS.

PAVEMENT MARKING LEGEND	
□	CRYSTAL / RED PAVEMENT MARKER
◆	YELLOW / YELLOW PAVEMENT MARKER
→	DIRECTION OF TRAFFIC FLOW



Kimley-Horn
and Associates, Inc.

P.O. BOX 33068
RALEIGH, N.C. 27636-3068

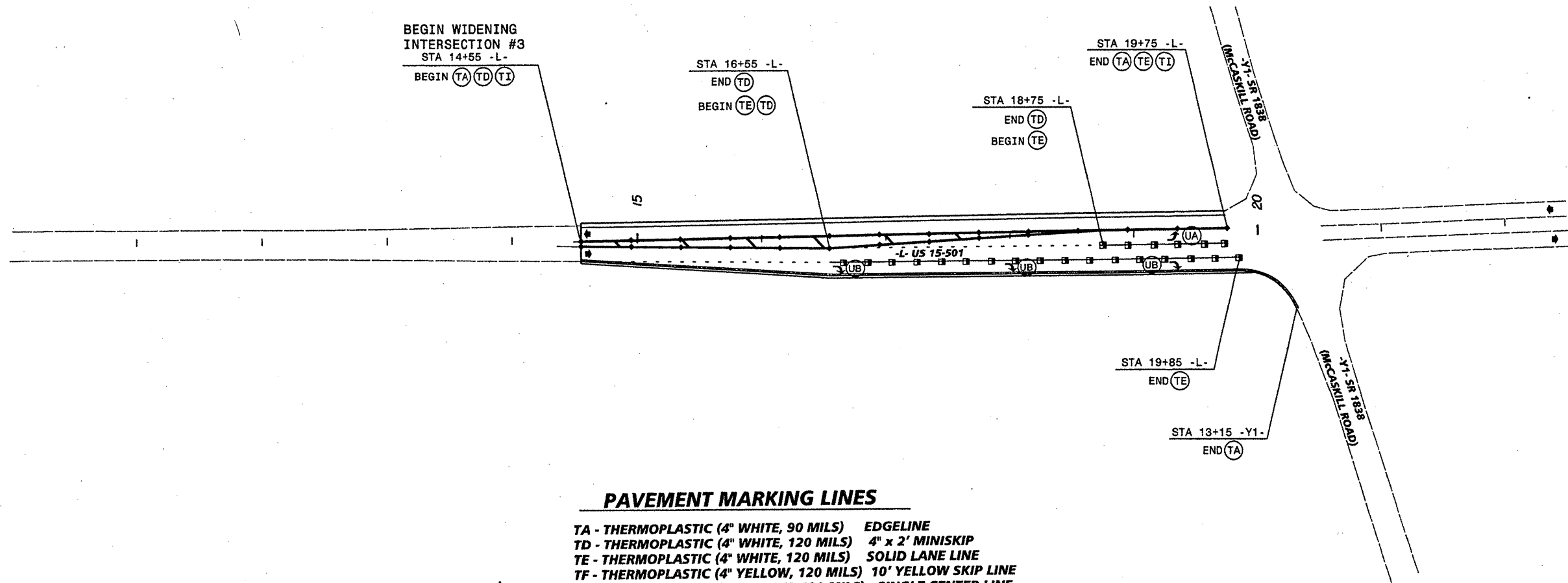
RIGHT-OF-WAY REV.
CONST. REV.

PROJECT REFERENCE NO. WBS 37620	SHEET NO. PM-4
RW SHEET NO.	
ROADWAY DESIGN ENGINEER	HYDRAULICS ENGINEER

PAVEMENT MARKING PLAN



10



PAVEMENT MARKING LINES

- TA - THERMOPLASTIC (4" WHITE, 90 MILS) EDGELINE
- TD - THERMOPLASTIC (4" WHITE, 120 MILS) 4" x 2' MINISKIP
- TE - THERMOPLASTIC (4" WHITE, 120 MILS) SOLID LANE LINE
- TF - THERMOPLASTIC (4" YELLOW, 120 MILS) 10' YELLOW SKIP LINE
- TH - THERMOPLASTIC (4" YELLOW, 120 MILS) SINGLE CENTER LINE
- TI - THERMOPLASTIC (4" YELLOW, 120 MILS) DOUBLE CENTER LINE
- TT - THERMOPLASTIC (8" YELLOW, 90 MILS) DIAGONAL

PAVEMENT MARKING SYMBOLS



- UA - THERMOPLASTIC (LEFT TURN ARROW)
- UB - THERMOPLASTIC (RIGHT TURN ARROW)

**INTERSECTION #3
SR 1838 (McCASKILL ROAD)**

r:\01056067\roadway\mcb032r_10y_pm-4.dgn

11/16/2006

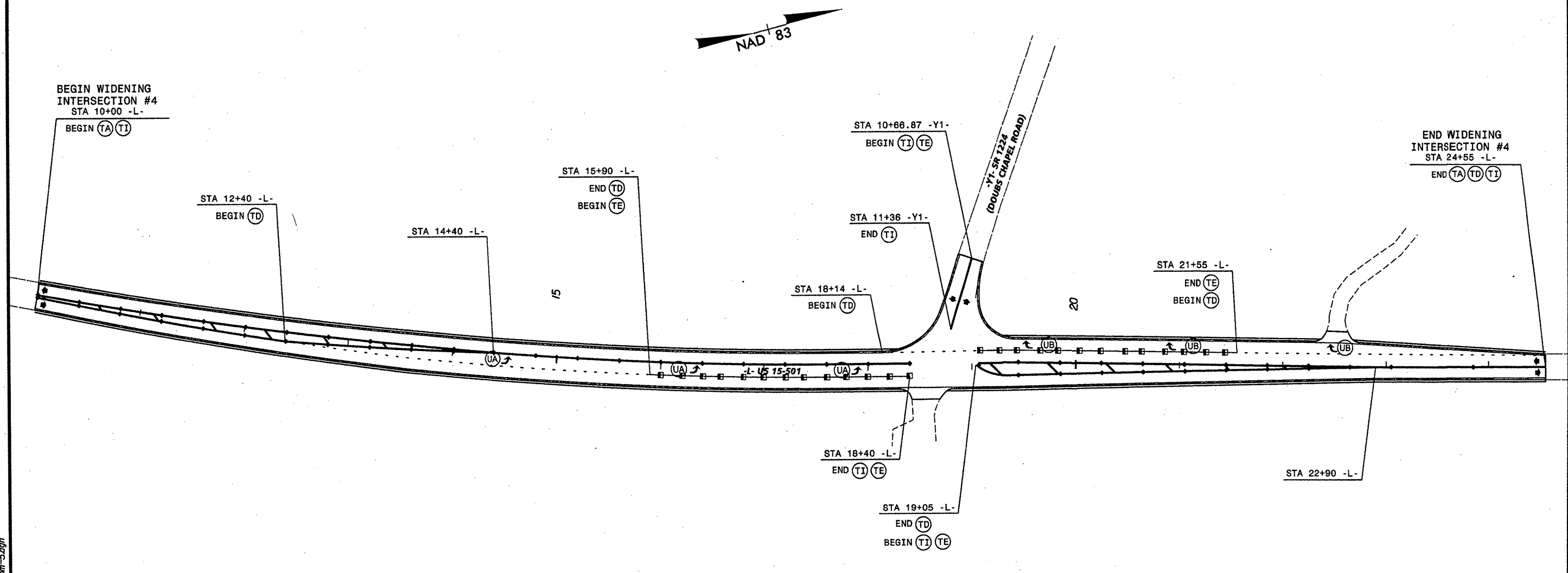
REVISIONS

PROJECT REFERENCE NO. WBS 37620		SHEET NO. PM-5	
ROADWAY DESIGN ENGINEER		HYDRAULICS ENGINEER	
			
Kimley-Horn and Associates, Inc. P.O. BOX 33068 RALEIGH, N.C. 27636-3068			
RIGHT-OF-WAY REV. CONST. REV.			
PAVEMENT MARKING PLAN			

- NOTES:**
1. ALL PAVEMENT MARKINGS SHALL BE THERMOPLASTIC.
 2. CONTRACTOR SHALL TIE PROPOSED MARKINGS TO EXISTING MARKINGS AT PROJECT LIMITS.
 3. CONTRACTOR SHALL MILL ANY EXISTING MARKINGS IN CONFLICT WITH PROPOSED.
 4. RAISED REFLECTIVE PAVEMENT MARKERS ARE TO PLACED ACCORDING TO NCDOT ROADWAY STANDARD DRAWINGS.

PAVEMENT MARKING LEGEND

- CRYSTAL / RED PAVEMENT MARKER
- ◆ YELLOW / YELLOW PAVEMENT MARKER
- ◆ DIRECTION OF TRAFFIC FLOW



- PAVEMENT MARKING LINES**
- TA - THERMOPLASTIC (4" WHITE, 90 MILS) EDGELINE
 - TD - THERMOPLASTIC (4" WHITE, 120 MILS) 4" x 2' MINISKIP
 - TE - THERMOPLASTIC (4" WHITE, 120 MILS) SOLID LANE LINE
 - TF - THERMOPLASTIC (4" YELLOW, 120 MILS) 10' YELLOW SKIP LINE
 - TH - THERMOPLASTIC (4" YELLOW, 120 MILS) SINGLE CENTER LINE
 - TI - THERMOPLASTIC (4" YELLOW, 120 MILS) DOUBLE CENTER LINE
 - TT - THERMOPLASTIC (8" YELLOW, 90 MILS) DIAGONAL

- PAVEMENT MARKING SYMBOLS**
- UA - THERMOPLASTIC (LEFT TURN ARROW)
 - UB - THERMOPLASTIC (RIGHT TURN ARROW)

INTERSECTION #4
SR 1224 (DOUBS CHAPEL ROAD)


11/16/2006 r:\01056067\roadway\mcd08032r_rdy_pm-5.dgn

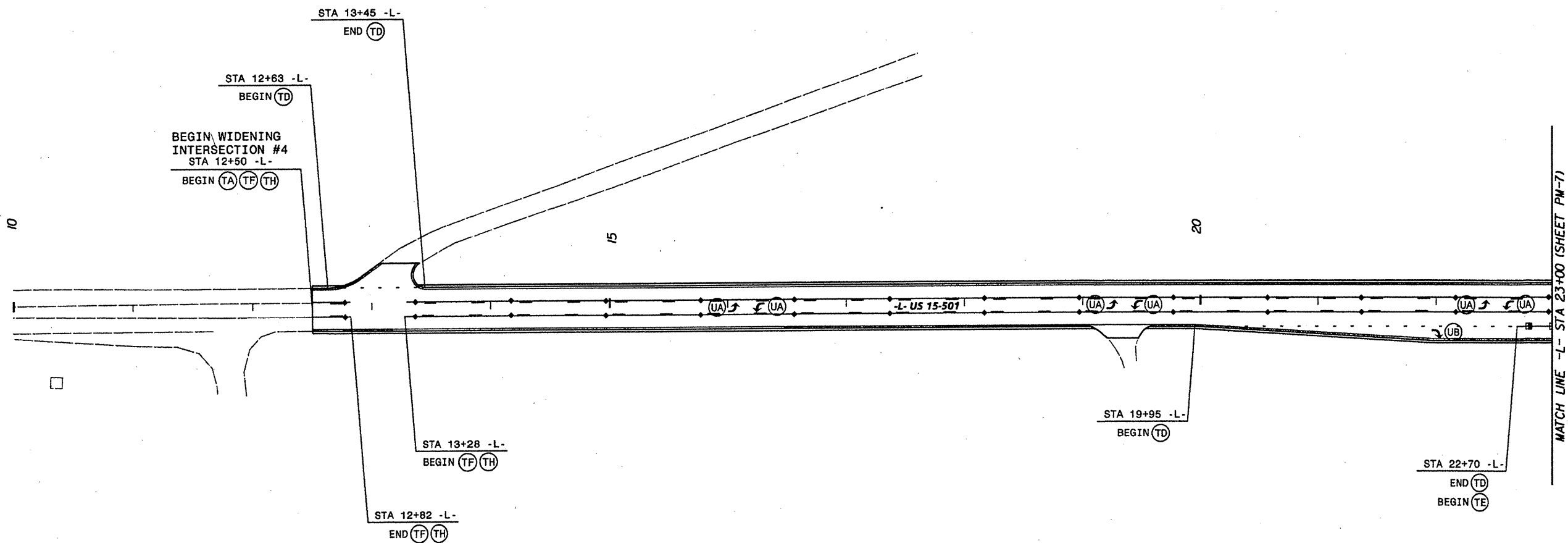

REVISIONS

NOTES:

1. ALL PAVEMENT MARKINGS SHALL BE THERMOPLASTIC.
2. CONTRACTOR SHALL TIE PROPOSED MARKINGS TO EXISTING MARKINGS AT PROJECT LIMITS.
3. CONTRACTOR SHALL MILL ANY EXISTING MARKINGS IN CONFLICT WITH PROPOSED.
4. RAISED REFLECTIVE PAVEMENT MARKERS ARE TO PLACED ACCORDING TO NCDOT ROADWAY STANDARD DRAWINGS.

PAVEMENT MARKING LEGEND	
□	CRYSTAL / RED PAVEMENT MARKER
◆	YELLOW / YELLOW PAVEMENT MARKER
→	DIRECTION OF TRAFFIC FLOW

PROJECT REFERENCE NO. WBS 37620	SHEET NO. PM-6
RW SHEET NO.	
ROADWAY DESIGN ENGINEER	HYDRAULICS ENGINEER
	
Kimley-Horn and Associates, Inc. P.O. BOX 33068 RALEIGH, N.C. 27636-3068	
<small>RIGHT-OF-WAY REV. CONST. REV.</small>	
PAVEMENT MARKING PLAN	



PAVEMENT MARKING LINES

- TA - THERMOPLASTIC (4" WHITE, 90 MILS) EDGELINE
- TD - THERMOPLASTIC (4" WHITE, 120 MILS) 4" x 2' MINISKIP
- TE - THERMOPLASTIC (4" WHITE, 120 MILS) SOLID LANE LINE
- TF - THERMOPLASTIC (4" YELLOW, 120 MILS) 10' YELLOW SKIP LINE
- TH - THERMOPLASTIC (4" YELLOW, 120 MILS) SINGLE CENTER LINE
- TI - THERMOPLASTIC (4" YELLOW, 120 MILS) DOUBLE CENTER LINE
- TT - THERMOPLASTIC (8" YELLOW, 90 MILS) DIAGONAL

PAVEMENT MARKING SYMBOLS

- UA - THERMOPLASTIC (LEFT TURN ARROW)
- UB - THERMOPLASTIC (RIGHT TURN ARROW)

**INTERSECTION #5
SR 1883 (JOEL ROAD)**

11/16/2006 R:\01056067\roadway\mcd80321_rdy_pm-6.dgn

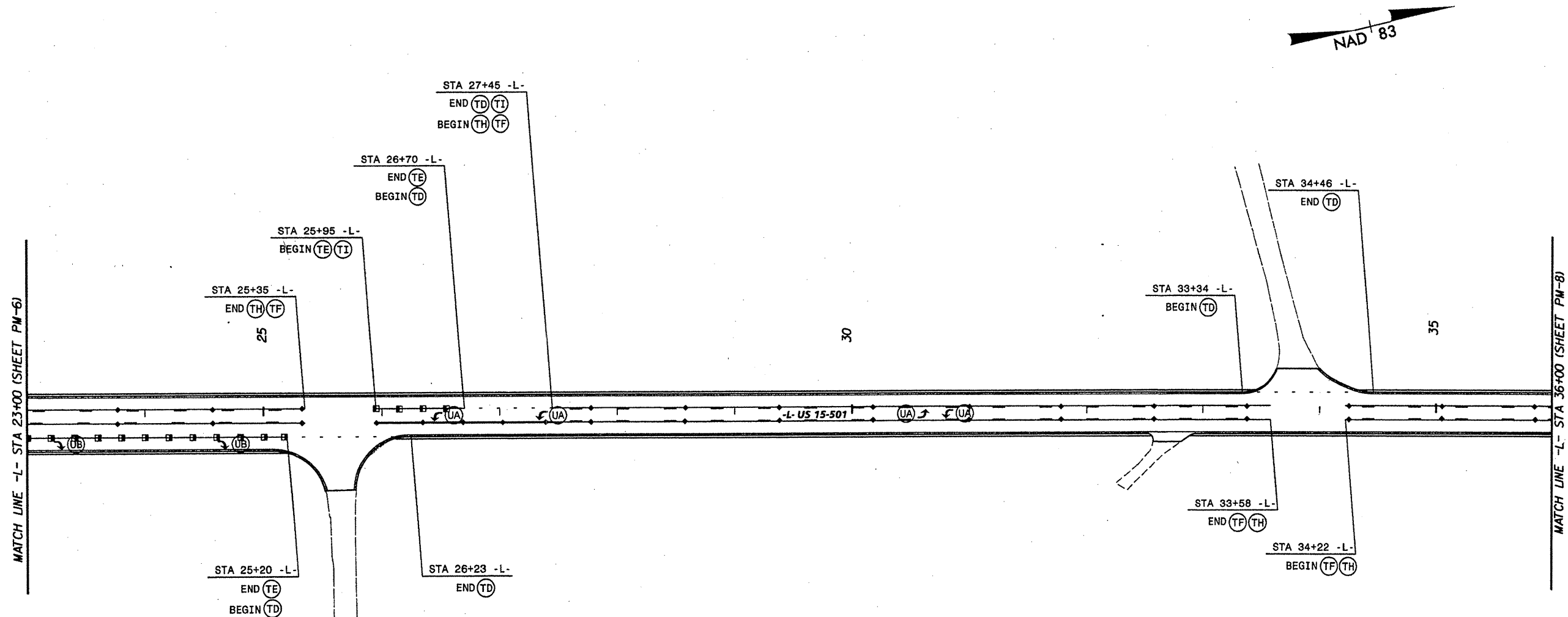
REVISIONS

NOTES:

1. ALL PAVEMENT MARKINGS SHALL BE THERMOPLASTIC.
2. CONTRACTOR SHALL TIE PROPOSED MARKINGS TO EXISTING MARKINGS AT PROJECT LIMITS.
3. CONTRACTOR SHALL MILL ANY EXISTING MARKINGS IN CONFLICT WITH PROPOSED.
4. RAISED REFLECTIVE PAVEMENT MARKERS ARE TO PLACED ACCORDING TO NCDOT ROADWAY STANDARD DRAWINGS.

PAVEMENT MARKING LEGEND	
□	CRYSTAL / RED PAVEMENT MARKER
◆	YELLOW / YELLOW PAVEMENT MARKER
→	DIRECTION OF TRAFFIC FLOW

PROJECT REFERENCE NO. WBS 37620	SHEET NO. PM-7
RW SHEET NO.	
ROADWAY DESIGN ENGINEER	HYDRAULICS ENGINEER
Kimley-Horn and Associates, Inc. P.O. BOX 33068 RALEIGH, N.C. 27636-3068	
RIGHT-OF-WAY REV.	
CONST. REV.	
PAVEMENT MARKING PLAN	



PAVEMENT MARKING LINES

- TA - THERMOPLASTIC (4" WHITE, 90 MILS) EDGELINE
- TD - THERMOPLASTIC (4" WHITE, 120 MILS) 4" x 2' MINISKIP
- TE - THERMOPLASTIC (4" WHITE, 120 MILS) SOLID LANE LINE
- TF - THERMOPLASTIC (4" YELLOW, 120 MILS) 10' YELLOW SKIP LINE
- TH - THERMOPLASTIC (4" YELLOW, 120 MILS) SINGLE CENTER LINE
- TI - THERMOPLASTIC (4" YELLOW, 120 MILS) DOUBLE CENTER LINE
- TT - THERMOPLASTIC (8" YELLOW, 90 MILS) DIAGONAL

PAVEMENT MARKING SYMBOLS

- UA - THERMOPLASTIC (LEFT TURN ARROW)
- UB - THERMOPLASTIC (RIGHT TURN ARROW)

11/16/2006 r:\01056067\roadway\mcd032r_roy_pm-7.dgn

INTERSECTION #5
SR 1883 (JOEL ROAD)

REVISIONS

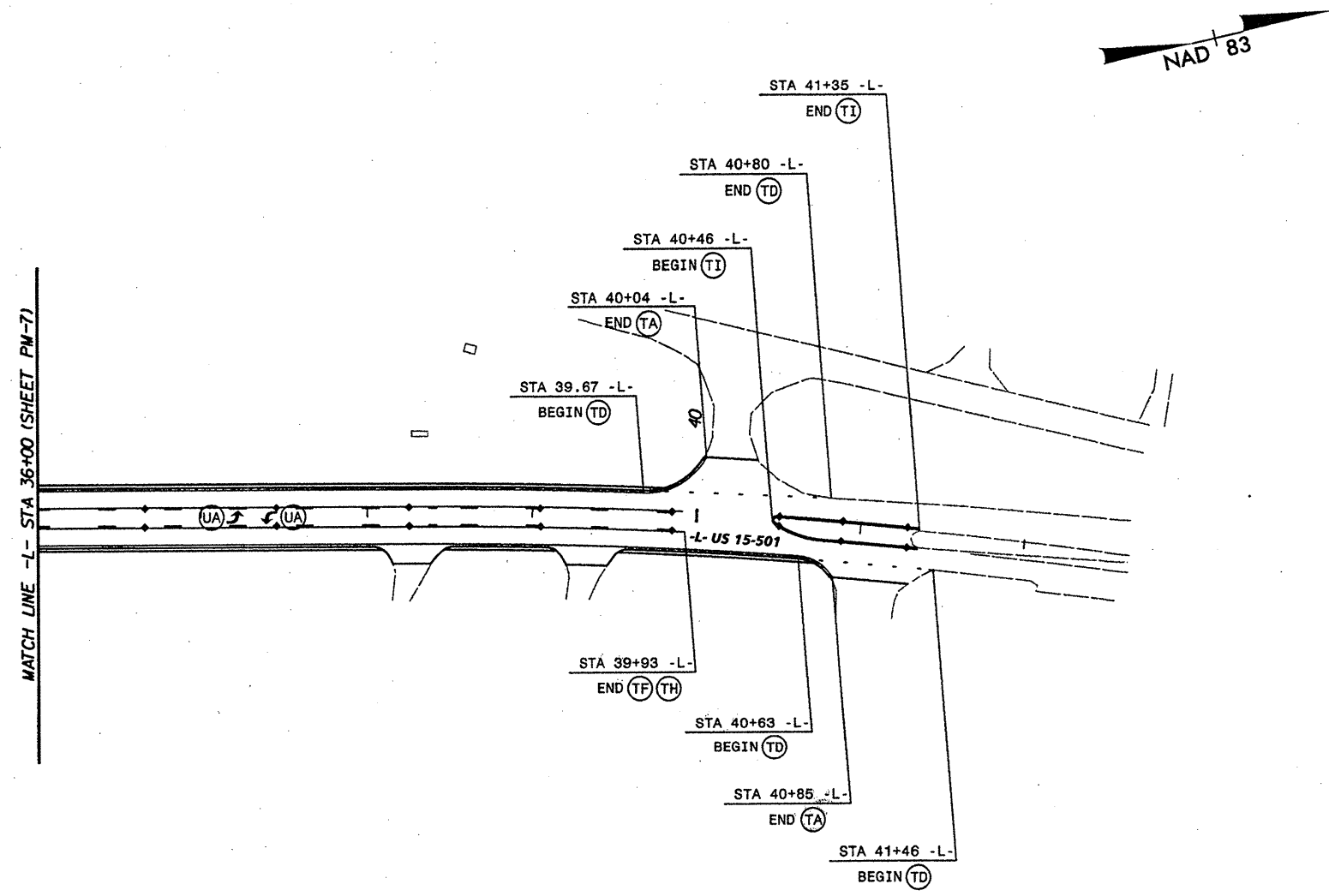
NOTES:

1. ALL PAVEMENT MARKINGS SHALL BE THERMOPLASTIC.
2. CONTRACTOR SHALL TIE PROPOSED MARKINGS TO EXISTING MARKINGS AT PROJECT LIMITS.
3. CONTRACTOR SHALL MILL ANY EXISTING MARKINGS IN CONFLICT WITH PROPOSED.
4. RAISED REFLECTIVE PAVEMENT MARKERS ARE TO PLACED ACCORDING TO NCDOT ROADWAY STANDARD DRAWINGS.

PAVEMENT MARKING LEGEND	
□	CRYSTAL / RED PAVEMENT MARKER
◆	YELLOW / YELLOW PAVEMENT MARKER
→	DIRECTION OF TRAFFIC FLOW

PROJECT REFERENCE NO. WBS 37620	SHEET NO. PM-8
RWY SHEET NO.	
ROADWAY DESIGN ENGINEER	HYDRAULICS ENGINEER
Kimley-Horn and Associates, Inc. P.O. BOX 33068 RALEIGH, N.C. 27636-3068 RIGHT-OF-WAY REV. CONST. REV.	

PAVEMENT MARKING PLAN



PAVEMENT MARKING LINES

- TA - THERMOPLASTIC (4" WHITE, 90 MILS) EDGELINE
- TD - THERMOPLASTIC (4" WHITE, 120 MILS) 4" x 2' MINISKIP
- TE - THERMOPLASTIC (4" WHITE, 120 MILS) SOLID LANE LINE
- TF - THERMOPLASTIC (4" YELLOW, 120 MILS) 10' YELLOW SKIP LINE
- TH - THERMOPLASTIC (4" YELLOW, 120 MILS) SINGLE CENTER LINE
- TI - THERMOPLASTIC (4" YELLOW, 120 MILS) DOUBLE CENTER LINE
- TT - THERMOPLASTIC (8" YELLOW, 90 MILS) DIAGONAL

PAVEMENT MARKING SYMBOLS

- UA - THERMOPLASTIC (LEFT TURN ARROW)



**INTERSECTION #5
SR 1883 (JOEL ROAD)**

r:\01056067\roadway\mtd08032r_rdy_pm-8.dgn 11/16/2006

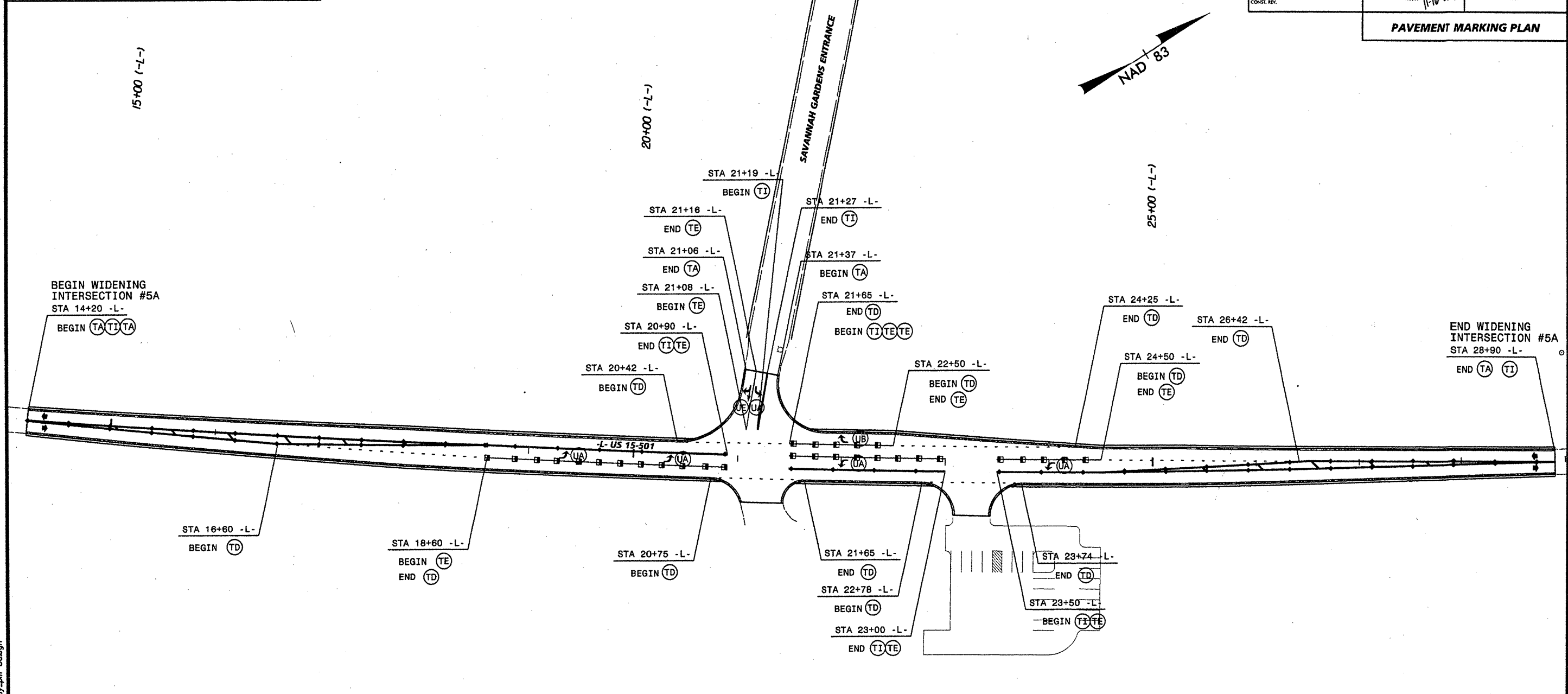
REVISIONS

- NOTES:**
1. ALL PAVEMENT MARKINGS SHALL BE THERMOPLASTIC.
 2. CONTRACTOR SHALL TIE PROPOSED MARKINGS TO EXISTING MARKINGS AT PROJECT LIMITS.
 3. CONTRACTOR SHALL MILL ANY EXISTING MARKINGS IN CONFLICT WITH PROPOSED.
 4. RAISED REFLECTIVE PAVEMENT MARKERS ARE TO PLACED ACCORDING TO NCDOT ROADWAY STANDARD DRAWINGS.

PAVEMENT MARKING LEGEND	
□	CRYSTAL / RED PAVEMENT MARKER
◆	YELLOW / YELLOW PAVEMENT MARKER
→	DIRECTION OF TRAFFIC FLOW

PROJECT REFERENCE NO. WBS 37620	SHEET NO. PM-8A
ROADWAY DESIGN ENGINEER	HYDRAULICS ENGINEER
	
Kimley-Horn and Associates, Inc. P.O. BOX 33068 RALEIGH, N.C. 27636-3068	
RIGHT-OF-WAY REV. CONST. REV.	

PAVEMENT MARKING PLAN



- PAVEMENT MARKING LINES**
- TA - THERMOPLASTIC (4" WHITE, 90 MILS) EDGELINE
 - TD - THERMOPLASTIC (4" WHITE, 120 MILS) 4" x 2' MINISKIP
 - TE - THERMOPLASTIC (4" WHITE, 120 MILS) SOLID LANE LINE
 - TF - THERMOPLASTIC (4" YELLOW, 120 MILS) 10' YELLOW SKIP LINE
 - TH - THERMOPLASTIC (4" YELLOW, 120 MILS) SINGLE CENTER LINE
 - TI - THERMOPLASTIC (4" YELLOW, 120 MILS) DOUBLE CENTER LINE
 - TT - THERMOPLASTIC (8" YELLOW, 90 MILS) DIAGONAL

- PAVEMENT MARKING SYMBOLS**
- UA - THERMOPLASTIC (LEFT TURN ARROW)
 - UB - THERMOPLASTIC (RIGHT TURN ARROW)
 - UE - THERMOPLASTIC (COMBINATION STRAIGHT & RIGHT TURN ARROW)

**INTERSECTION #5A
SAVANNAH GARDENS**


11/16/2006 r:\01\056067\roadway\me08032r_rdy_pm-8a.dgn

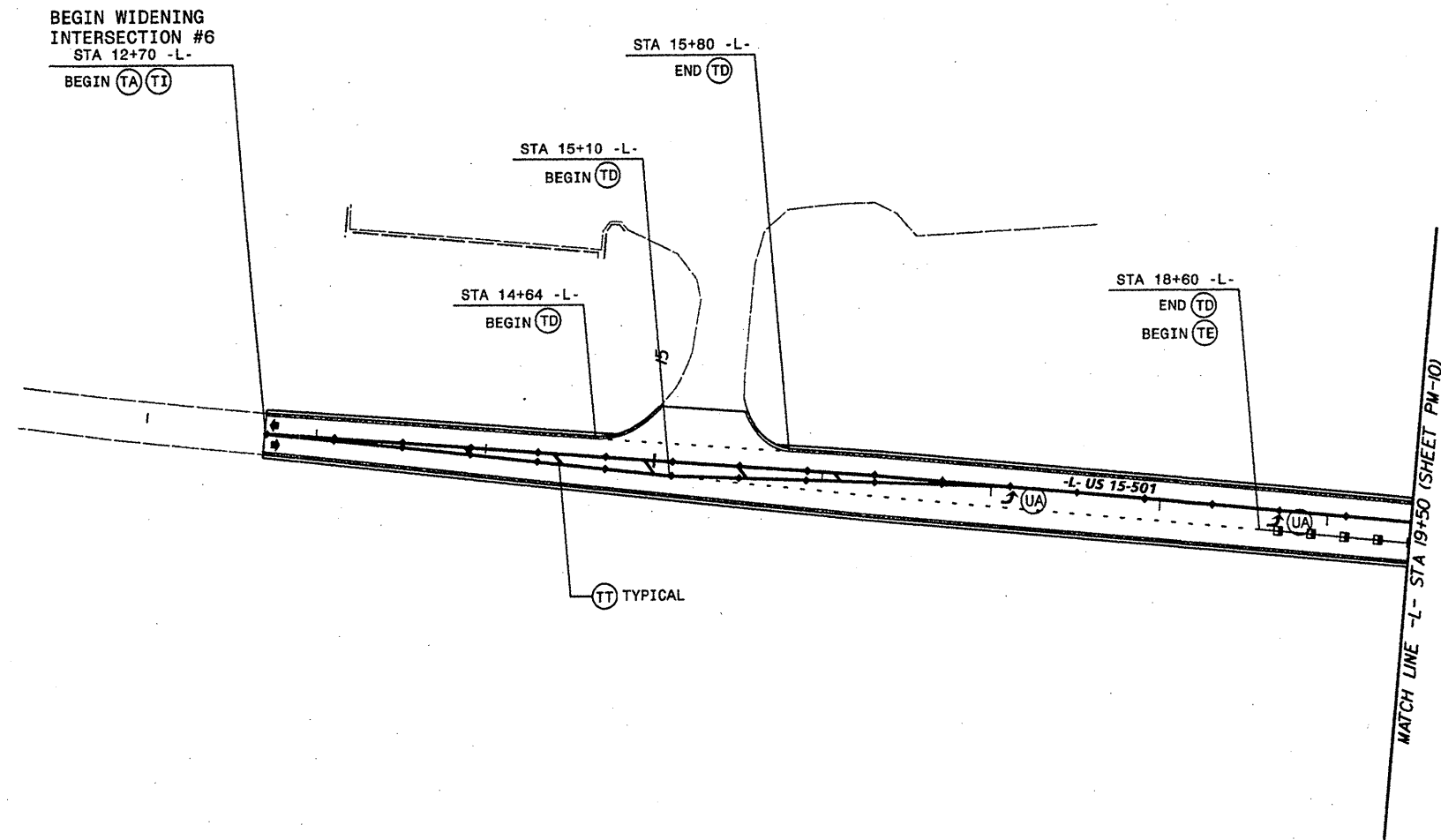
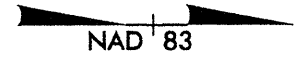
REVISIONS

NOTES:

1. ALL PAVEMENT MARKINGS SHALL BE THERMOPLASTIC.
2. CONTRACTOR SHALL TIE PROPOSED MARKINGS TO EXISTING MARKINGS AT PROJECT LIMITS.
3. CONTRACTOR SHALL MILL ANY EXISTING MARKINGS IN CONFLICT WITH PROPOSED.
4. RAISED REFLECTIVE PAVEMENT MARKERS ARE TO PLACED ACCORDING TO NCDOT ROADWAY STANDARD DRAWINGS.

PAVEMENT MARKING LEGEND	
□	CRYSTAL / RED PAVEMENT MARKER
◆	YELLOW / YELLOW PAVEMENT MARKER
→	DIRECTION OF TRAFFIC FLOW

PROJECT REFERENCE NO. WBS 37620	SHEET NO. PM-9
ROADWAY DESIGN ENGINEER	HYDRAULICS ENGINEER
	
Kimley-Horn and Associates, Inc. P.O. BOX 33068 RALEIGH, N.C. 27636-3068	
RIGHT-OF-WAY REV.	CONST. REV.
PAVEMENT MARKING PLAN	



PAVEMENT MARKING LINES

- TA - THERMOPLASTIC (4" WHITE, 90 MILS) EDGELINE
- TB - THERMOPLASTIC (4" YELLOW, 90 MILS) EDGELINE
- TC - THERMOPLASTIC (4" WHITE, 120 MILS) 10' WHITE SKIP LINE
- TD - THERMOPLASTIC (4" WHITE, 120 MILS) 4" x 2' MINISKIP
- TE - THERMOPLASTIC (4" WHITE, 120 MILS) SOLID LANE LINE
- TF - THERMOPLASTIC (4" YELLOW, 120 MILS) 10' YELLOW SKIP LINE
- TH - THERMOPLASTIC (4" YELLOW, 120 MILS) SINGLE CENTER LINE
- TI - THERMOPLASTIC (4" YELLOW, 120 MILS) DOUBLE CENTER LINE
- TT - THERMOPLASTIC (8" YELLOW, 90 MILS) DIAGONAL

PAVEMENT MARKING SYMBOLS

- UA - THERMOPLASTIC (90 MILS) LEFT TURN ARROW
- UB - THERMOPLASTIC (90 MILS) RIGHT TURN ARROW
- UC - THERMOPLASTIC (90 MILS) STRAIGHT ARROW
- UI - THERMOPLASTIC (120 MILS) ALPHANUMERIC CHARACTER

**INTERSECTION #6
(SOCIAL SERVICES DRIVE)**



r:\01056067\roadway\mcb032r_rdy_pm-9.dgn
 11/16/2006

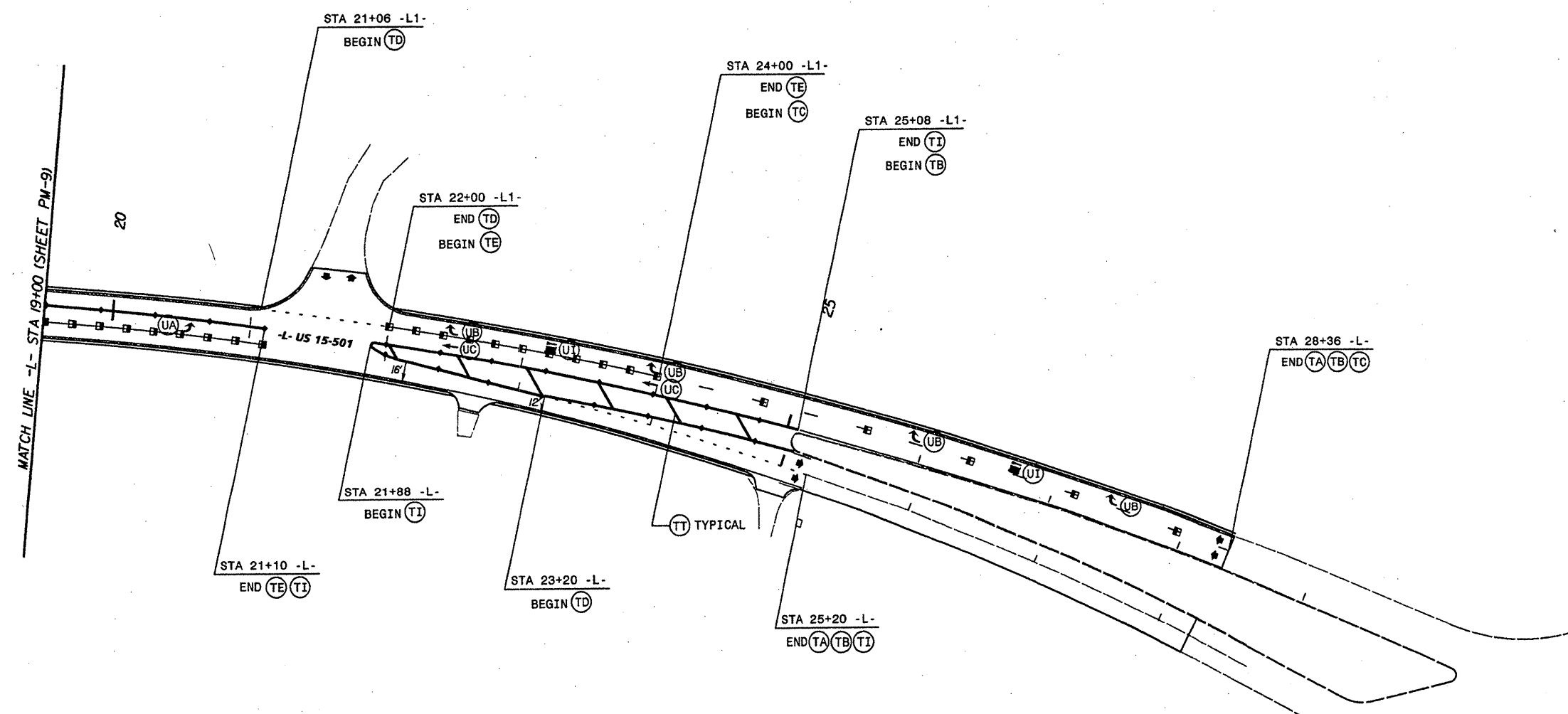
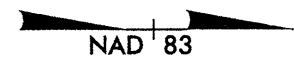
REVISIONS

NOTES:

1. ALL PAVEMENT MARKINGS SHALL BE THERMOPLASTIC.
2. CONTRACTOR SHALL TIE PROPOSED MARKINGS TO EXISTING MARKINGS AT PROJECT LIMITS.
3. CONTRACTOR SHALL MILL ANY EXISTING MARKINGS IN CONFLICT WITH PROPOSED.
4. RAISED REFLECTIVE PAVEMENT MARKERS ARE TO BE PLACED ACCORDING TO NCDOT ROADWAY STANDARD DRAWINGS.

PAVEMENT MARKING LEGEND	
□	CRYSTAL / RED PAVEMENT MARKER
◆	YELLOW / YELLOW PAVEMENT MARKER
→	DIRECTION OF TRAFFIC FLOW

PROJECT REFERENCE NO. WBS 37620		SHEET NO. PM-10	
RW SHEET NO.			
ROADWAY DESIGN ENGINEER		HYDRAULICS ENGINEER	
			
Kimley-Horn and Associates, Inc. P.O. BOX 33068 RALEIGH, N.C. 27636-3068			
RIGHT-OF-WAY REV.			
CONST. REV.			
PAVEMENT MARKING PLAN			



PAVEMENT MARKING LINES

- TA - THERMOPLASTIC (4" WHITE, 90 MILS) EDGELINE
- TB - THERMOPLASTIC (4" YELLOW, 90 MILS) EDGELINE
- TC - THERMOPLASTIC (4" WHITE, 120 MILS) 10' WHITE SKIP LINE
- TD - THERMOPLASTIC (4" WHITE, 120 MILS) 4" x 2' MINISKIP
- TE - THERMOPLASTIC (4" WHITE, 120 MILS) SOLID LANE LINE
- TF - THERMOPLASTIC (4" YELLOW, 120 MILS) 10' YELLOW SKIP LINE
- TH - THERMOPLASTIC (4" YELLOW, 120 MILS) SINGLE CENTER LINE
- TI - THERMOPLASTIC (4" YELLOW, 120 MILS) DOUBLE CENTER LINE
- TT - THERMOPLASTIC (8" YELLOW, 90 MILS) DIAGONAL

PAVEMENT MARKING SYMBOLS

- UA - THERMOPLASTIC (90 MILS) LEFT TURN ARROW
- UB - THERMOPLASTIC (90 MILS) RIGHT TURN ARROW
- UC - THERMOPLASTIC (90 MILS) STRAIGHT ARROW
- UI - THERMOPLASTIC (120 MILS) ALPHANUMERIC CHARACTER

INTERSECTION #6
(SOCIAL SERVICES DRIVE)

r:\011056067\roadway\mcd032r_rdy_pml-10.dgn 11/16/2006