

STATE OF NORTH CAROLINA
DIVISION OF HIGHWAYS

INDEX OF CROSS SECTION SHEETS

EARTHWORK VOLUME SUMMARY

X-0

-L-


X-1 TO X-4

CROSS SECTION SUMMARY

EARTHWORK VOLUME
IN CUBIC YARDS

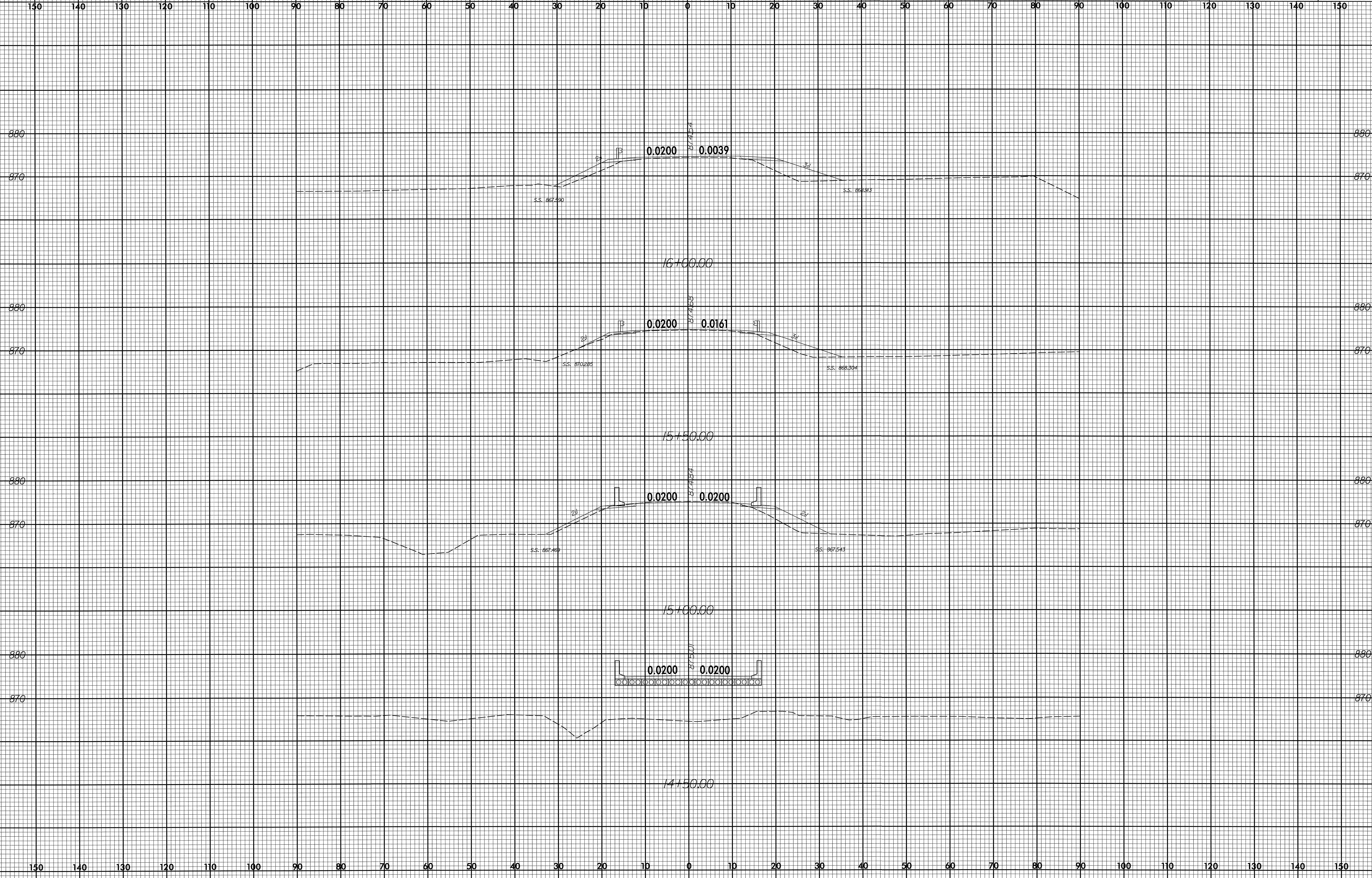
LOCATION	UNCLASSIFIED EXCAVATION	EMBANKMENT	UNDERCUT EXC.
-L- 11+00.00	17	69	
-L- 11+50.00	15	125	
-L- 12+00.00	15	165	
-L- 12+50.00	15	148	
-L- 13+00.00	18	109	
-L- 13+50.00	10	53	
-L- 13+87.50 (Begin Bridge)	0	0	
-L- 14+00.00	0	0	
-L- 14+92.50 (End Bridge)	0	0	
-L- 15+00.00	5	83	
-L- 15+50.00	2	102	
-L- 16+00.00	0	134	
-L- 16+50.00	3	109	
-L- 17+00.00	9	48	
-L- 17+50.00	7	8	
-L- 18+00.00	0	0	
Total	116	1153	

8/23/99




PROJ. REFERENCE NO.
B-4155

SHEET NO.
X-3



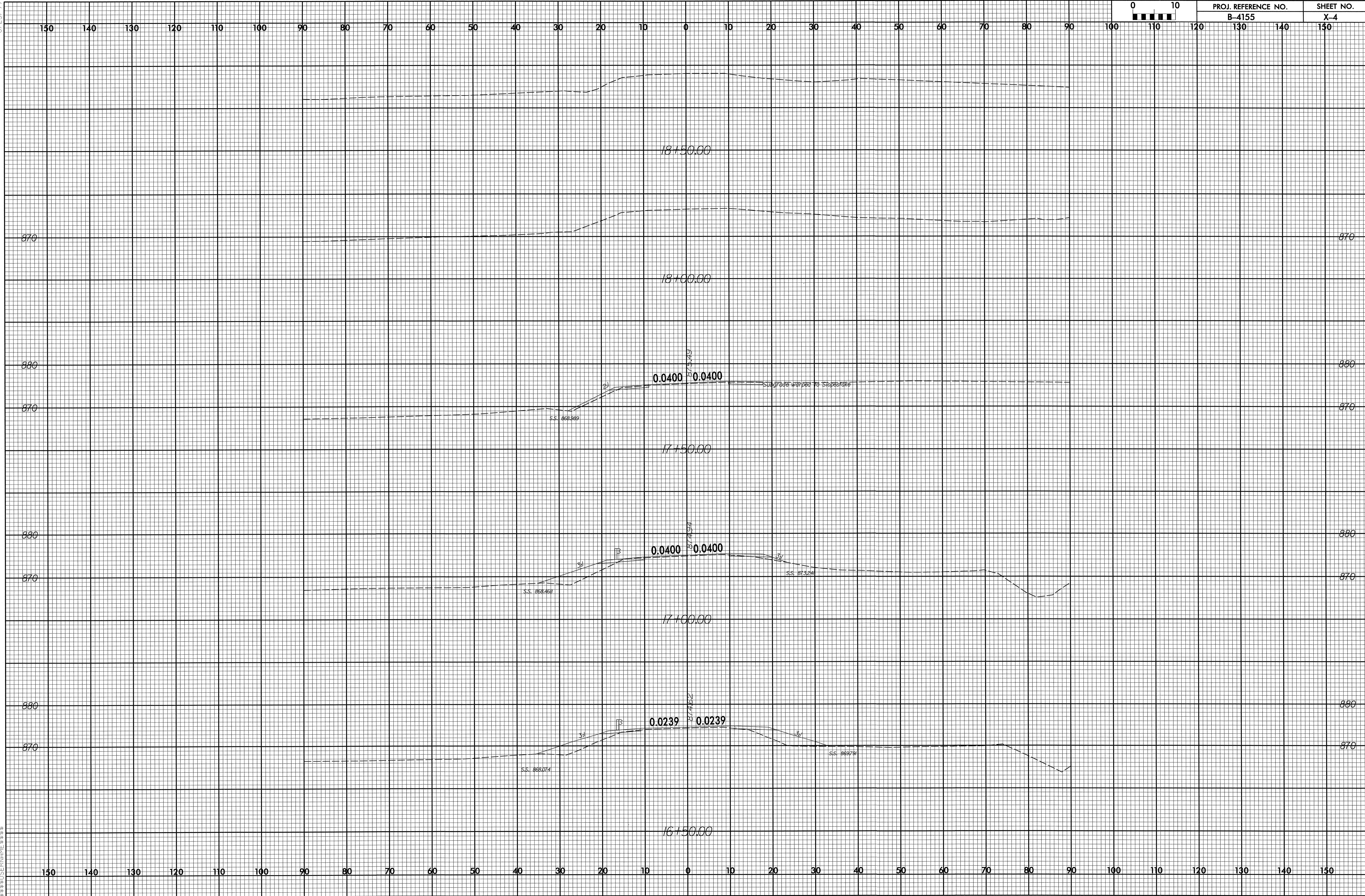
SYSTEMS ENGINEERING

8/23/99



PROJ. REFERENCE NO.
B-4155

SHEET NO.
X-4



Vertical text on the left margin: 1 2 3 4 5 6 7 8 9 10 11 12 13 14 15 16 17 18 19 20 21 22 23 24 25 26 27 28 29 30 31 32 33 34 35 36 37 38 39 40 41 42 43 44 45 46 47 48 49 50 51 52 53 54 55 56 57 58 59 60 61 62 63 64 65 66 67 68 69 70 71 72 73 74 75 76 77 78 79 80 81 82 83 84 85 86 87 88 89 90 91 92 93 94 95 96 97 98 99 100

18+50.00

18+00.00

0.0400 0.0400

17+50.00

0.0400 0.0400

17+00.00

0.0239 0.0239

16+50.00

S.S. 868.989

S.S. 868.469

S.S. 868.074

Subgrade warped to slope grade

S.S. 873.241

S.S. 869.791

2 1/2'

3 1/2'

3 1/2'

1 1/2'

3 1/2'

3 1/2'

870

880

890

880

870

870

880

890

880

870

130 140 130 120 110 100 90 80 70 60 50 40 30 20 10 0 10 20 30 40 50 60 70 80 90 100 110 120 130 140 150

130 140 130 120 110 100 90 80 70 60 50 40 30 20 10 0 10 20 30 40 50 60 70 80 90 100 110 120 130 140 150