

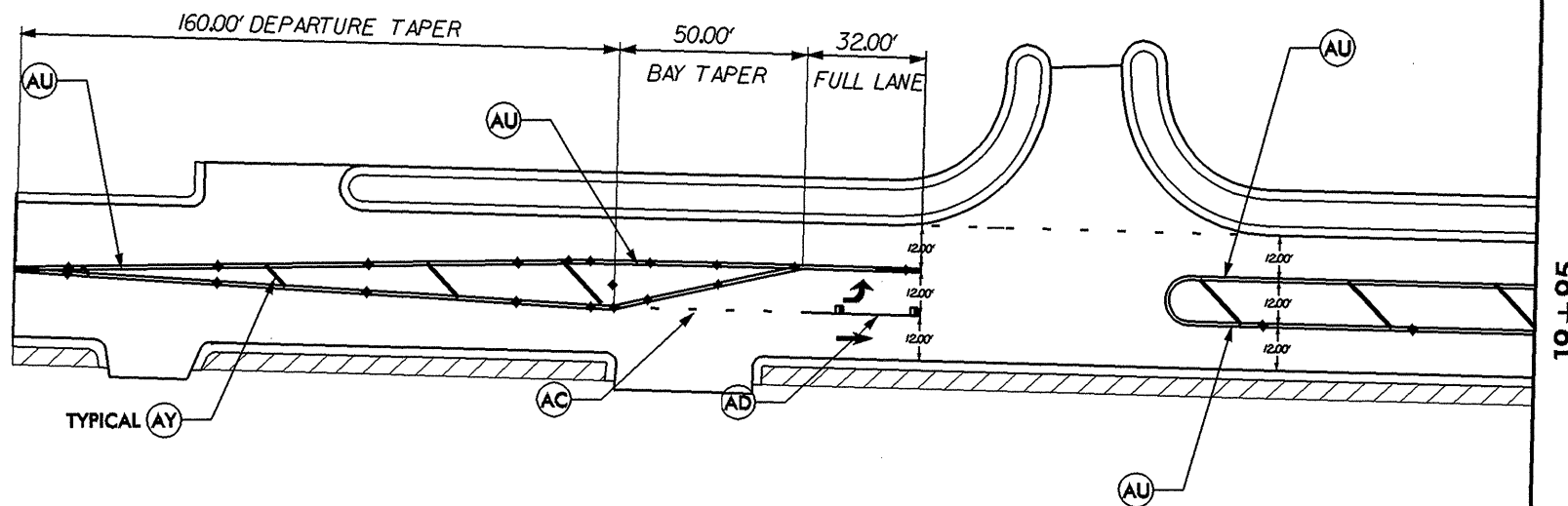

|                         |                                     |
|-------------------------|-------------------------------------|
| PROJECT REFERENCE NO.   | SHEET NO.                           |
| 39692                   | PM-1                                |
| RW SHEET NO.            |                                     |
| PAVEMENT MARKING LEGEND |                                     |
|                         | --CRYSTAL / RED PAVEMENT MARKER     |
|                         | --YELLOW / YELLOW PAVEMENT MARKER   |
|                         | --CRYSTAL / CRYSTAL PAVEMENT MARKER |

### PAVEMENT MARKING LINES

|   |                    |
|---|--------------------|
| AA - THERMOPLASTIC (4" WHITE, 90 MILS)    | EDGELINE           |
| AC - THERMOPLASTIC (4" WHITE, 120 MILS)   | 4" X 2' MINISKIP   |
| AD - THERMOPLASTIC (4" WHITE, 120 MILS)   | SOLID LANE LINE    |
| AO - THERMOPLASTIC (2.4" WHITE, 120 MILS) | STOP BAR           |
| AR - THERMOPLASTIC (4" YELLOW, 120 MILS)  | 4' X 10' SKIP      |
| AT - THERMOPLASTIC (4" YELLOW, 120 MILS)  | SINGLE CENTER LINE |
| AU - THERMOPLASTIC (4" YELLOW, 120 MILS)  | DOUBLE CENTER LINE |
| AY - THERMOPLASTIC (8" WHITE, 90 MILS)    | DIAGONAL           |

### PAVEMENT MARKING SYMBOLS

|                    |                    |
|--------------------|--------------------|
| BD - THERMOPLASTIC | (LEFT TURN ARROW)  |
| BE - THERMOPLASTIC | (RIGHT TURN ARROW) |
| BF - THERMOPLASTIC | (STRAIGHT ARROW)   |



#### SPECIAL PAVEMENT MARKING NOTES

THE CONTRACTOR SHALL BE REQUIRED TO REMOVE ALL CONFLICTING PAVEMENT MARKINGS BY THE END OF THE WORKDAY.

THE CONTRACTOR SHALL INSTALL ALL PAVEMENT LINES AND SYMBOLS AS REQUIRED (SEE ROADWAY STANDARD DRAWINGS 1205.D1 THRU 1205.12).

THE CONTRACTOR SHALL BE REQUIRED TO REPLACE ANY PAVEMENT MARKINGS, WHICH HAVE BEEN OBLITERATED BY CONSTRUCTION PROCEDURES, BY THE END OF THE WORKDAY.

THE CONTRACTOR SHALL BE REQUIRED TO COVER ALL CONFLICTING STATIONARY CONSTRUCTION SIGNING WHEN A LANE CLOSURE UTILIZING PORTABLE CONSTRUCTION SIGNS IS IN EFFECT. THE CONTRACTOR SHALL NOT HAVE AN OVERLAP IN THE SEQUENCE OF CONSTRUCTION SIGNING.

THE CONTRACTOR SHALL PLACE ALL FINAL PAVEMENT MARKING LINES AND SYMBOLS (THERMOPLASTIC ALKYD-MALEIC) USING THE EXTRUSION METHOD.

CHANGES TO PAVEMENT MARKINGS MAY AND SHALL BE MADE AT THE DIRECTION OF THE ENGINEER.

#### SPECIAL PAVEMENT MARKER NOTES

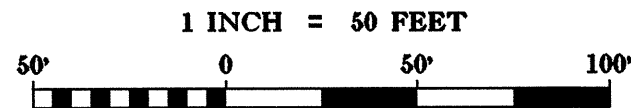
PAVEMENT MARKERS SHOULD NOT BE PLACED CLOSER THAN 2 INCHES TO A PAVEMENT CONSTRUCTION JOINT (AS FEASIBLE), EXCEPT WHEN PLACED BETWEEN DOUBLE YELLOW CENTER LINES, AND ALONG YELLOW SKIP LINES AND TWO-LANE, TWO-WAY ROADWAYS WHERE PASSING IS ALLOWED IN BOTH DIRECTIONS.

PAVEMENT MARKERS SHALL NOT BE PLACED DIRECTLY ON PAVEMENT MARKING LINES.

PAVEMENT MARKERS USED IN CONJUNCTION WITH DOUBLE YELLOW CENTER LINES SHALL BE PLACED MID-WAY BETWEEN THE LINES, PROVIDED WITH A GAP BETWEEN THE LINES AND THE MARKER TO REDUCE OVSERSPRAYING THE MARKER DURING THE REPAINTING OPERATIONS.

MARKERS ARE NOT REQUIRED ALONG MINI-SKIP LINES IN TAPERS.

CHANGES TO PAVEMENT MARKERS MAY AND SHALL BE MADE AT THE DIRECTION OF THE ENGINEER.



REVISIONS

8/17/99

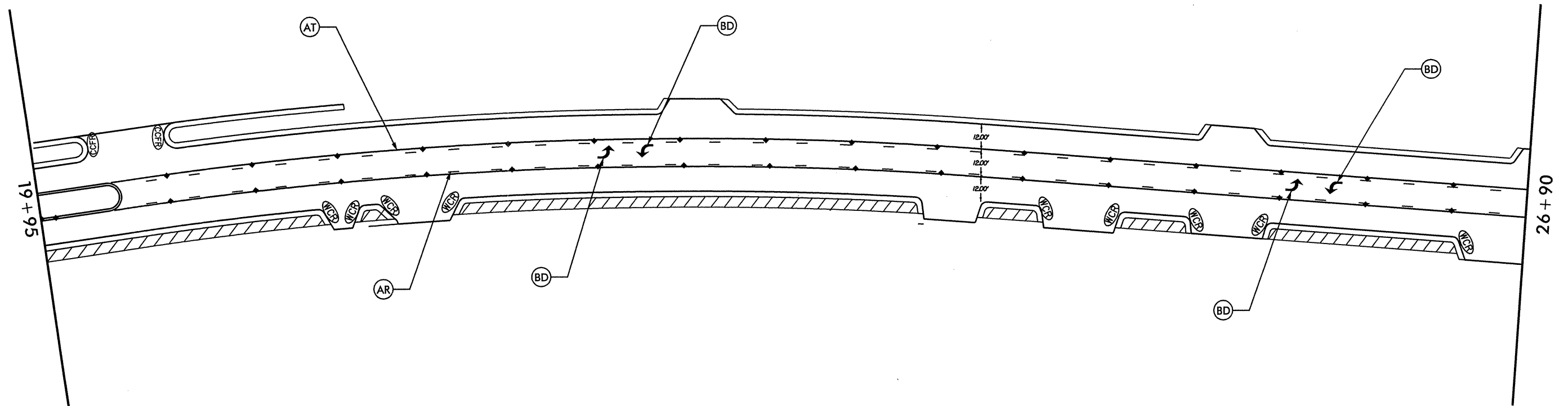
30-JAN-2007 15:04 d:\du\lee\at\082207\082207\psh\pmp\02702.pmp\dgn

### PAVEMENT MARKING LINES

|  |                    |
|--|--------------------|
| AA - THERMOPLASTIC (4" WHITE, 90 MILS)   | EDGELINE           |
| AC - THERMOPLASTIC (4" WHITE, 120 MILS)  | 4" X 2' MINISKIP   |
| AD - THERMOPLASTIC (4" WHITE, 120 MILS)  | SOLID LANE LINE    |
| AO - THERMOPLASTIC (24" WHITE, 120 MILS) | STOP BAR           |
| AR - THERMOPLASTIC (4" YELLOW, 120 MILS) | 4' X 10' SKIP      |
| AT - THERMOPLASTIC (4" YELLOW, 120 MILS) | SINGLE CENTER LINE |
| AU - THERMOPLASTIC (4" YELLOW, 120 MILS) | DOUBLE CENTER LINE |
| AY - THERMOPLASTIC (8" WHITE, 90 MILS)   | DIAGONAL           |

### PAVEMENT MARKING SYMBOLS

|                    |                    |
|--------------------|--------------------|
| BD - THERMOPLASTIC | (LEFT TURN ARROW)  |
| BE - THERMOPLASTIC | (RIGHT TURN ARROW) |
| BF - THERMOPLASTIC | (STRAIGHT ARROW)   |



#### SPECIAL PAVEMENT MARKING NOTES

THE CONTRACTOR SHALL BE REQUIRED TO REMOVE ALL CONFLICTING PAVEMENT MARKINGS BY THE END OF THE WORKDAY.

THE CONTRACTOR SHALL INSTALL ALL PAVEMENT LINES AND SYMBOLS AS REQUIRED (SEE ROADWAY STANDARD DRAWINGS 1205.01 THRU 1205.12).

THE CONTRACTOR SHALL BE REQUIRED TO REPLACE ANY PAVEMENT MARKINGS, WHICH HAVE BEEN OBLITERATED BY CONSTRUCTION PROCEDURES, BY THE END OF THE WORKDAY.

THE CONTRACTOR SHALL BE REQUIRED TO COVER ALL CONFLICTING STATIONARY CONSTRUCTION SIGNING WHEN A LANE CLOSURE UTILIZING PORTABLE CONSTRUCTION SIGNS IS IN EFFECT. THE CONTRACTOR SHALL NOT HAVE AN OVERLAP IN THE SEQUENCE OF CONSTRUCTION SIGNING.

THE CONTRACTOR SHALL PLACE ALL FINAL PAVEMENT MARKING LINES AND SYMBOLS (THERMOPLASTIC ALKYD-MALEIC) USING THE EXTRUSION METHOD.

CHANGES TO PAVEMENT MARKINGS MAY AND SHALL BE MADE AT THE DIRECTION OF THE ENGINEER.

#### SPECIAL PAVEMENT MARKER NOTES

PAVEMENT MARKERS SHOULD NOT BE PLACED CLOSER THAN 2 INCHES TO A PAVEMENT CONSTRUCTION JOINT (AS FEASIBLE), EXCEPT WHEN PLACED BETWEEN DOUBLE YELLOW CENTER LINES, AND ALONG YELLOW SKIP LINES AND TWO-LANE, TWO-WAY ROADWAYS WHERE PASSING IS ALLOWED IN BOTH DIRECTIONS.

PAVEMENT MARKERS SHALL NOT BE PLACED DIRECTLY ON PAVEMENT MARKING LINES.

PAVEMENT MARKERS USED IN CONJUNCTION WITH DOUBLE YELLOW CENTER LINES SHALL BE PLACED MID-WAY BETWEEN THE LINES, PROVIDED WITH A GAP BETWEEN THE LINES AND THE MARKER TO REDUCE OVERSPRAYING THE MARKER DURING THE REPAINTING OPERATIONS.

MARKERS ARE NOT REQUIRED ALONG MINI-SKIP LINES IN TAPERS.

CHANGES TO PAVEMENT MARKERS MAY AND SHALL BE MADE AT THE DIRECTION OF THE ENGINEER.

1 INCH = 50 FEET



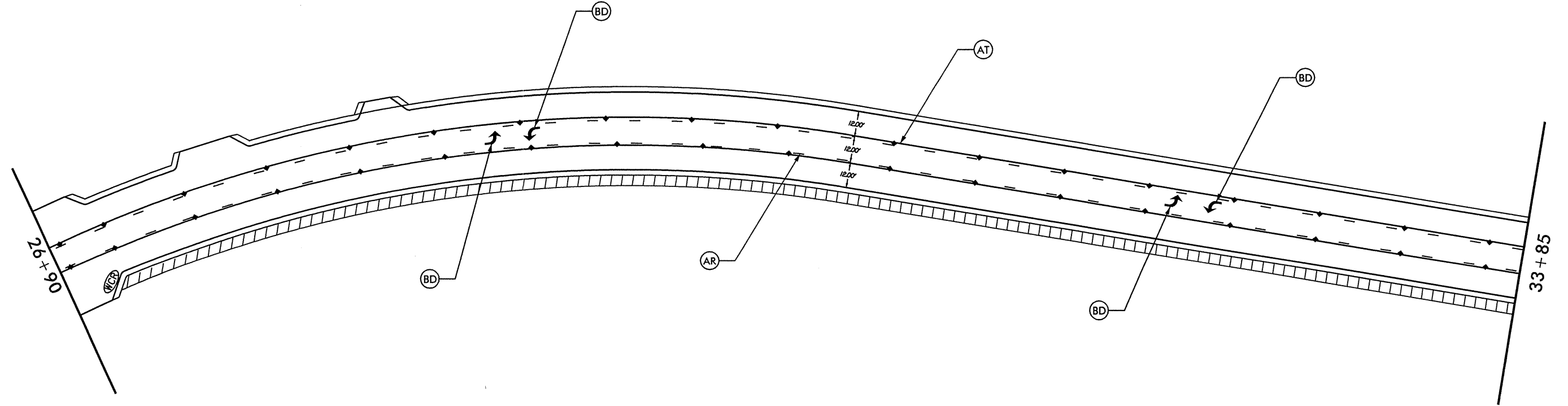
|                         |                                    |
|-------------------------|------------------------------------|
| PROJECT REFERENCE NO.   | SHEET NO.                          |
| 39692                   | PM-3                               |
| RW SHEET NO.            |                                    |
| PAVEMENT MARKING LEGEND |                                    |
| ■                       | -CRYSTAL / RED PAVEMENT MARKER     |
| ◆                       | -YELLOW / YELLOW PAVEMENT MARKER   |
| □                       | -CRYSTAL / CRYSTAL PAVEMENT MARKER |

**PAVEMENT MARKING LINES**

- |  |                    |
|--|--------------------|
| AA - THERMOPLASTIC (4" WHITE, 90 MILS)   | EDGE LINE          |
| AC - THERMOPLASTIC (4" WHITE, 120 MILS)  | 4" X 2' MINISKIP   |
| AD - THERMOPLASTIC (4" WHITE, 120 MILS)  | SOLID LANE LINE    |
| AO - THERMOPLASTIC (24" WHITE, 120 MILS) | STOP BAR           |
| AR - THERMOPLASTIC (4" YELLOW, 120 MILS) | 4' X 10' SKIP      |
| AT - THERMOPLASTIC (4" YELLOW, 120 MILS) | SINGLE CENTER LINE |
| AU - THERMOPLASTIC (4" YELLOW, 120 MILS) | DOUBLE CENTER LINE |
| AY - THERMOPLASTIC (8" WHITE, 90 MILS)   | DIAGONAL           |

**PAVEMENT MARKING SYMBOLS**

- |                    |                    |
|--------------------|--------------------|
| BD - THERMOPLASTIC | (LEFT TURN ARROW)  |
| BE - THERMOPLASTIC | (RIGHT TURN ARROW) |
| BF - THERMOPLASTIC | (STRAIGHT ARROW)   |



**SPECIAL PAVEMENT MARKING NOTES**

- THE CONTRACTOR SHALL BE REQUIRED TO REMOVE ALL CONFLICTING PAVEMENT MARKINGS BY THE END OF THE WORKDAY.
- THE CONTRACTOR SHALL INSTALL ALL PAVEMENT LINES AND SYMBOLS AS REQUIRED (SEE ROADWAY STANDARD DRAWINGS 1205.01 THRU 1205.12).
- THE CONTRACTOR SHALL BE REQUIRED TO REPLACE ANY PAVEMENT MARKINGS, WHICH HAVE BEEN OBLITERATED BY CONSTRUCTION PROCEDURES, BY THE END OF THE WORKDAY.
- THE CONTRACTOR SHALL BE REQUIRED TO COVER ALL CONFLICTING STATIONARY CONSTRUCTION SIGNING WHEN A LANE CLOSURE UTILIZING PORTABLE CONSTRUCTION SIGNS IS IN EFFECT. THE CONTRACTOR SHALL NOT HAVE AN OVERLAP IN THE SEQUENCE OF CONSTRUCTION SIGNING.
- THE CONTRACTOR SHALL PLACE ALL FINAL PAVEMENT MARKING LINES AND SYMBOLS (THERMOPLASTIC ALKYD-MALEIC) USING THE EXTRUSION METHOD.
- CHANGES TO PAVEMENT MARKINGS MAY AND SHALL BE MADE AT THE DIRECTION OF THE ENGINEER.

**SPECIAL PAVEMENT MARKER NOTES**

- PAVEMENT MARKERS SHOULD NOT BE PLACED CLOSER THAN 2 INCHES TO A PAVEMENT CONSTRUCTION JOINT (AS FEASIBLE), EXCEPT WHEN PLACED BETWEEN DOUBLE YELLOW CENTER LINES, AND ALONG YELLOW SKIP LINES AND TWO-LANE, TWO-WAY ROADWAYS WHERE PASSING IS ALLOWED IN BOTH DIRECTIONS.
- PAVEMENT MARKERS SHALL NOT BE PLACED DIRECTLY ON PAVEMENT MARKING LINES.
- PAVEMENT MARKERS USED IN CONJUNCTION WITH DOUBLE YELLOW CENTER LINES SHALL BE PLACED MID-WAY BETWEEN THE LINES, PROVIDED WITH A GAP BETWEEN THE LINES AND THE MARKER TO REDUCE OVERSPRAYING THE MARKER DURING THE REPAINTING OPERATIONS.
- MARKERS ARE NOT REQUIRED ALONG MINI-SKIP LINES IN TAPERS.
- CHANGES TO PAVEMENT MARKERS MAY AND SHALL BE MADE AT THE DIRECTION OF THE ENGINEER.

1 INCH = 50 FEET



8/17/99  
 REVISIONS  
 30-JAN-2007 11:29  
 D:\rdu\Lee\psh\pmp\2702-PM-3.dgn  
 Al

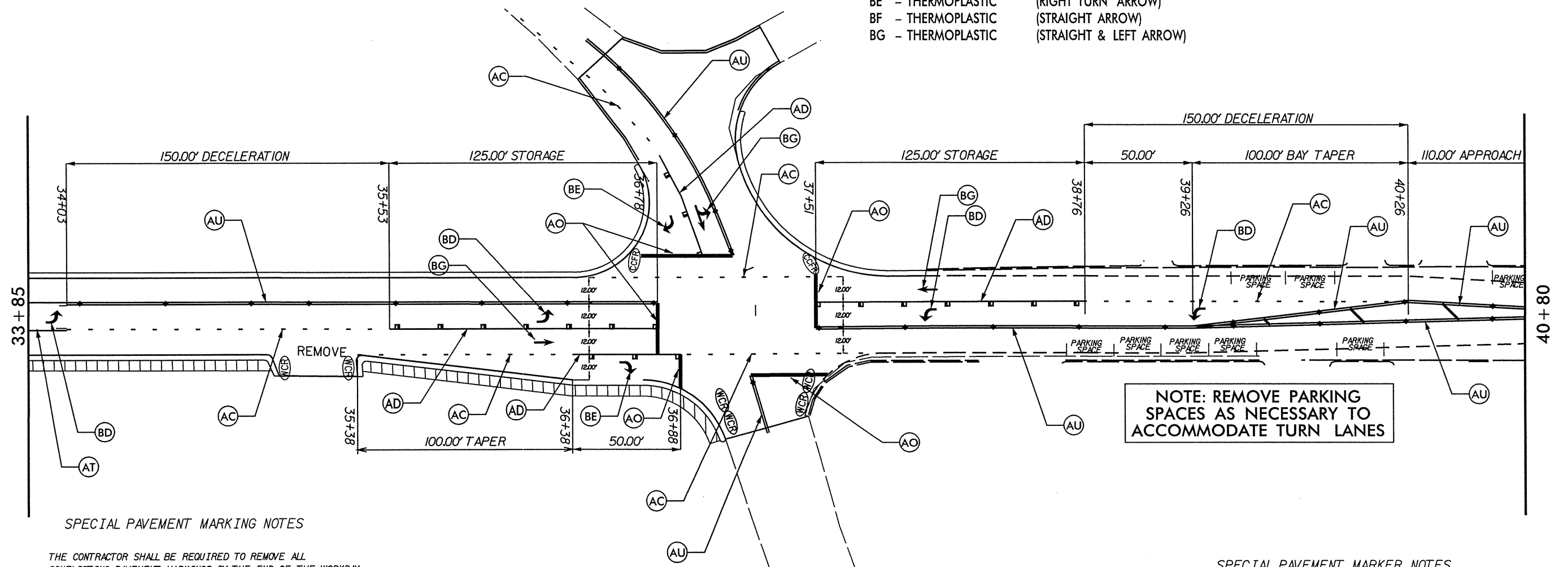
|                         |                                     |
|-------------------------|-------------------------------------|
| PROJECT REFERENCE NO.   | SHEET NO.                           |
| 39692                   | PM-4                                |
| RW SHEET NO.            |                                     |
| PAVEMENT MARKING LEGEND |                                     |
| ■                       | --CRYSTAL / RED PAVEMENT MARKER     |
| ◆                       | --YELLOW / YELLOW PAVEMENT MARKER   |
| □                       | --CRYSTAL / CRYSTAL PAVEMENT MARKER |

**PAVEMENT MARKING LINES**

- AA - THERMOPLASTIC (4" WHITE, 90 MILS) EDGELINE
- AC - THERMOPLASTIC (4" WHITE, 120 MILS) 4" X 2' MINISKIP
- AD - THERMOPLASTIC (4" WHITE, 120 MILS) SOLID LANE LINE
- AO - THERMOPLASTIC (24" WHITE, 120 MILS) STOP BAR
- AR - THERMOPLASTIC (4" YELLOW, 120 MILS) 4' X 10' SKIP
- AT - THERMOPLASTIC (4" YELLOW, 120 MILS) SINGLE CENTER LINE
- AU - THERMOPLASTIC (4" YELLOW, 120 MILS) DOUBLE CENTER LINE
- AY - THERMOPLASTIC (8" WHITE, 90 MILS) DIAGONAL

**PAVEMENT MARKING SYMBOLS**

- BD - THERMOPLASTIC (LEFT TURN ARROW)
- BE - THERMOPLASTIC (RIGHT TURN ARROW)
- BF - THERMOPLASTIC (STRAIGHT ARROW)
- BG - THERMOPLASTIC (STRAIGHT & LEFT ARROW)



**SPECIAL PAVEMENT MARKING NOTES**

- THE CONTRACTOR SHALL BE REQUIRED TO REMOVE ALL CONFLICTING PAVEMENT MARKINGS BY THE END OF THE WORKDAY.
- THE CONTRACTOR SHALL INSTALL ALL PAVEMENT LINES AND SYMBOLS AS REQUIRED (SEE ROADWAY STANDARD DRAWINGS 1205.01 THRU 1205.12).
- THE CONTRACTOR SHALL BE REQUIRED TO REPLACE ANY PAVEMENT MARKINGS, WHICH HAVE BEEN OBLITERATED BY CONSTRUCTION PROCEDURES, BY THE END OF THE WORKDAY.
- THE CONTRACTOR SHALL BE REQUIRED TO COVER ALL CONFLICTING STATIONARY CONSTRUCTION SIGNING WHEN A LANE CLOSURE UTILIZING PORTABLE CONSTRUCTION SIGNS IS IN EFFECT. THE CONTRACTOR SHALL NOT HAVE AN OVERLAP IN THE SEQUENCE OF CONSTRUCTION SIGNING.
- THE CONTRACTOR SHALL PLACE ALL FINAL PAVEMENT MARKING LINES AND SYMBOLS (THERMOPLASTIC ALKYD-MALEIC) USING THE EXTRUSION METHOD.
- CHANGES TO PAVEMENT MARKINGS MAY AND SHALL BE MADE AT THE DIRECTION OF THE ENGINEER.

**SPECIAL PAVEMENT MARKER NOTES**

- PAVEMENT MARKERS SHOULD NOT BE PLACED CLOSER THAN 2 INCHES TO A PAVEMENT CONSTRUCTION JOINT (AS FEASIBLE), EXCEPT WHEN PLACED BETWEEN DOUBLE YELLOW CENTER LINES, AND ALONG YELLOW SKIP LINES AND TWO-LANE, TWO-WAY ROADWAYS WHERE PASSING IS ALLOWED IN BOTH DIRECTIONS.
- PAVEMENT MARKERS SHALL NOT BE PLACED DIRECTLY ON PAVEMENT MARKING LINES.
- PAVEMENT MARKERS USED IN CONJUNCTION WITH DOUBLE YELLOW CENTER LINES SHALL BE PLACED MID-WAY BETWEEN THE LINES, PROVIDED WITH A GAP BETWEEN THE LINES AND THE MARKER TO REDUCE OVERSPRAYING THE MARKER DURING THE REPAINTING OPERATIONS.
- MARKERS ARE NOT REQUIRED ALONG MINI-SKIP LINES IN TAPERS.
- CHANGES TO PAVEMENT MARKERS MAY AND SHALL BE MADE AT THE DIRECTION OF THE ENGINEER.

1 INCH = 50 FEET



REVISIONS

30-JAN-2007 11:29  
 DK-ydy Lee  
 8/17/99  
 C:\p\roadway\psh\pmp\2702\_PM-4.dgn  
 AT: [unclear]


|                                |                                     |
|--------------------------------|-------------------------------------|
| PROJECT REFERENCE NO.          | SHEET NO.                           |
| 39692                          | PM-5                                |
| RW SHEET NO.                   |                                     |
| <b>PAVEMENT MARKING LEGEND</b> |                                     |
| ■                              | --CRYSTAL / RED PAVEMENT MARKER     |
| ◆                              | --YELLOW / YELLOW PAVEMENT MARKER   |
| □                              | --CRYSTAL / CRYSTAL PAVEMENT MARKER |

**PAVEMENT MARKING LINES**

- AA - THERMOPLASTIC (4" WHITE, 90 MILS) EDGELINE
- AC - THERMOPLASTIC (4" WHITE, 120 MILS) 4" X 2' MINISKIP
- AD - THERMOPLASTIC (4" WHITE, 120 MILS) SOLID LANE LINE
- AO - THERMOPLASTIC (24" WHITE, 120 MILS) STOP BAR
- AR - THERMOPLASTIC (4" YELLOW, 120 MILS) 4' X 10' SKIP
- AT - THERMOPLASTIC (4" YELLOW, 120 MILS) SINGLE CENTER LINE
- AU - THERMOPLASTIC (4" YELLOW, 120 MILS) DOUBLE CENTER LINE
- AY - THERMOPLASTIC (8" WHITE, 90 MILS) DIAGONAL

**PAVEMENT MARKING SYMBOLS**

- BD - THERMOPLASTIC (LEFT TURN ARROW)
- BE - THERMOPLASTIC (RIGHT TURN ARROW)
- BF - THERMOPLASTIC (STRAIGHT ARROW)



**SPECIAL PAVEMENT MARKING NOTES**

THE CONTRACTOR SHALL BE REQUIRED TO REMOVE ALL CONFLICTING PAVEMENT MARKINGS BY THE END OF THE WORKDAY.

THE CONTRACTOR SHALL INSTALL ALL PAVEMENT LINES AND SYMBOLS AS REQUIRED (SEE ROADWAY STANDARD DRAWINGS 1205.01 THRU 1205.12).

THE CONTRACTOR SHALL BE REQUIRED TO REPLACE ANY PAVEMENT MARKINGS, WHICH HAVE BEEN OBLITERATED BY CONSTRUCTION PROCEDURES, BY THE END OF THE WORKDAY.

THE CONTRACTOR SHALL BE REQUIRED TO COVER ALL CONFLICTING STATIONARY CONSTRUCTION SIGNING WHEN A LANE CLOSURE UTILIZING PORTABLE CONSTRUCTION SIGNS IS IN EFFECT. THE CONTRACTOR SHALL NOT HAVE AN OVERLAP IN THE SEQUENCE OF CONSTRUCTION SIGNING.

THE CONTRACTOR SHALL PLACE ALL FINAL PAVEMENT MARKING LINES AND SYMBOLS (THERMOPLASTIC ALKYD-MALEIC) USING THE EXTRUSION METHOD.

CHANGES TO PAVEMENT MARKINGS MAY AND SHALL BE MADE AT THE DIRECTION OF THE ENGINEER.

**SPECIAL PAVEMENT MARKER NOTES**

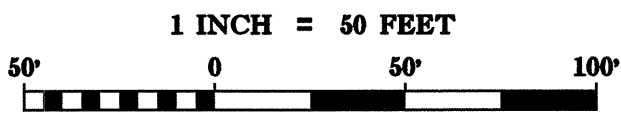
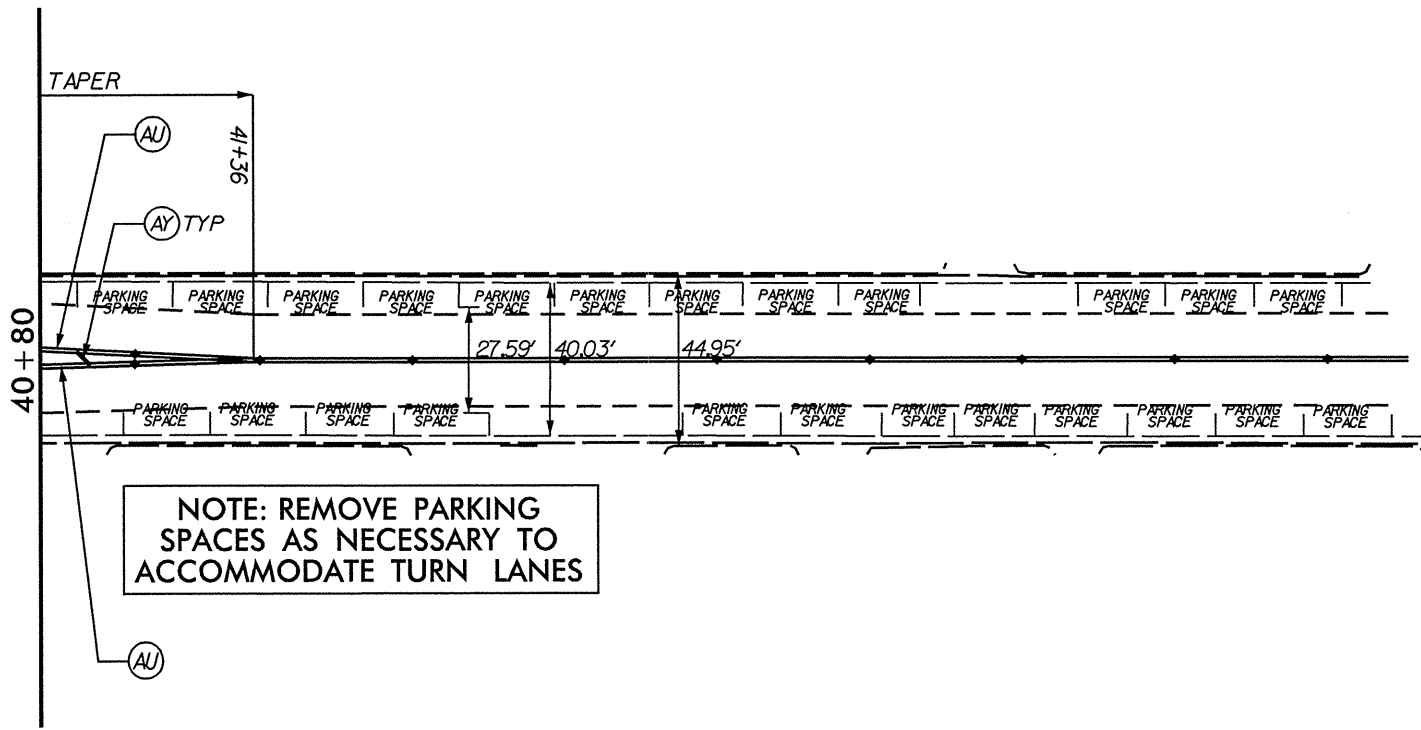
PAVEMENT MARKERS SHOULD NOT BE PLACED CLOSER THAN 2 INCHES TO A PAVEMENT CONSTRUCTION JOINT (AS FEASIBLE), EXCEPT WHEN PLACED BETWEEN DOUBLE YELLOW CENTER LINES, AND ALONG YELLOW SKIP LINES AND TWO-LANE, TWO-WAY ROADWAYS WHERE PASSING IS ALLOWED IN BOTH DIRECTIONS.

PAVEMENT MARKERS SHALL NOT BE PLACED DIRECTLY ON PAVEMENT MARKING LINES.

PAVEMENT MARKERS USED IN CONJUNCTION WITH DOUBLE YELLOW CENTER LINES SHALL BE PLACED MID-WAY BETWEEN THE LINES, PROVIDED WITH A GAP BETWEEN THE LINES AND THE MARKER TO REDUCE OVERSPRAYING THE MARKER DURING THE REPAINTING OPERATIONS.

MARKERS ARE NOT REQUIRED ALONG MINI-SKIP LINES IN TAPERS.

CHANGES TO PAVEMENT MARKERS MAY AND SHALL BE MADE AT THE DIRECTION OF THE ENGINEER.



REVISIONS

8/17/99  
 30-JAN-2007 11:29  
 D:\vrdh\Lee\shirley\brgad\psh\pmp\2702\_PM-5.dgn  
 ASD\A...