

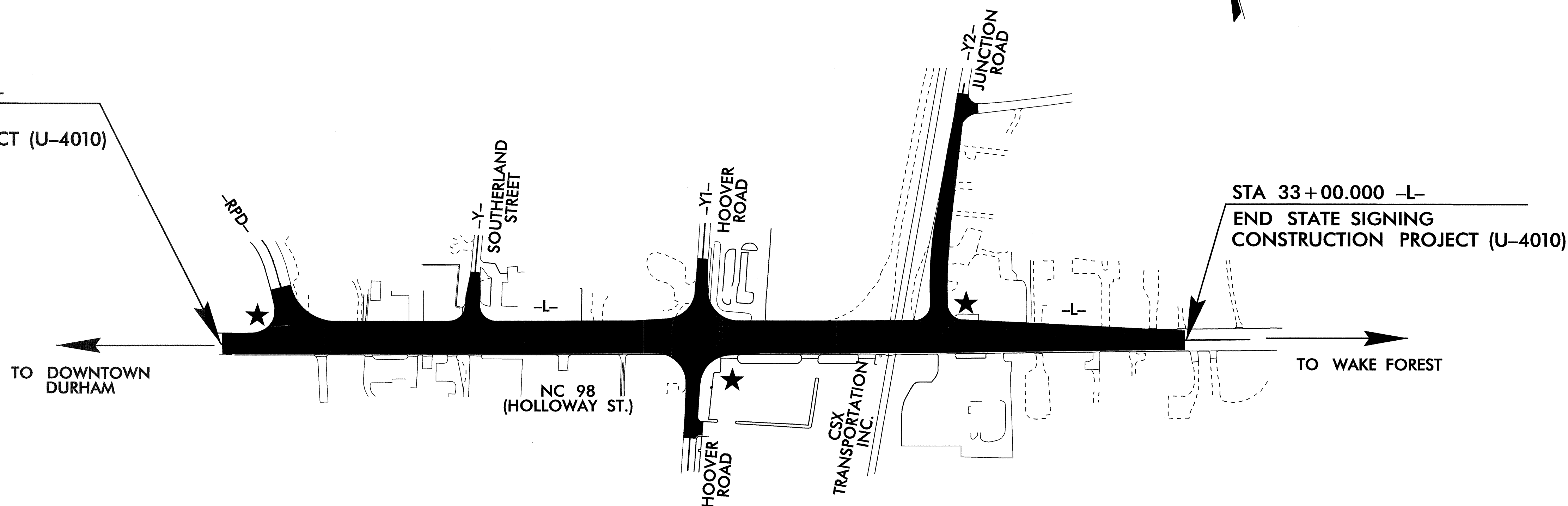
**STATE OF NORTH CAROLINA  
DEPARTMENT OF TRANSPORTATION**

**SIGNING PLANS  
DURHAM COUNTY**

**LOCATION: NC 98 (HOLLOWAY ST.) FROM EAST OF  
US 70 TO EAST OF JUNCTION RD.**



STATION 8+00.000 -L-  
BEGIN STATE SIGNING  
CONSTRUCTION PROJECT (U-4010)



STA 33+00.000 -L-  
END STATE SIGNING  
CONSTRUCTION PROJECT (U-4010)

**T.I.P.: U-4010**

**CONTRACT: C201439**


**INDEX**

SHEET NO.	DESCRIPTION
1	TITLE SHEET
2	SUMMARY OF QUANTITIES
3	NOTES
4, 5 and 5A	TYPE D AND E SIGN DESIGNS
6	E and F SHEET
7 and 8	EXISTING SIGNING SHEETS
9 and 10	PROPOSED SIGNING SHEETS

PLAN PREPARED BY: N.C.D.O.T. SIGNING SECTION

RON KING, P.E. SIGNING ENGINEER  
A. I. ALQUDWAH, P.E. SIGNING PROJECT ENGINEER  
D. M. EATON SIGNING PROJECT DESIGN ENGINEER  
S. W. JOHNS SIGNING DESIGN ENGINEER

SEAL




# SIGNS

## SUMMARY OF QUANTITIES

ITEM NO.		ITEM DESCRIPTION	QUANTITY	UNIT	ITEM NO.		ITEM DESCRIPTION	QUANTITY	UNIT	ITEM NO.		ITEM DESCRIPTION	QUANTITY	UNIT
DESC. NO.	SECT. NO.				DESC. NO.	SECT. NO.				DESC. NO.	SECT. NO.			
0001000000	800	MOBILIZATION		L.S.	4192000000	907	DISPOSAL OF SUPPORT, U-CHANNEL	7	EA.	4251000000	SP	OVERHEAD FOOTINGS		EA.
4025000000	901	CONTRACTOR FURNISHED, TYPE A SIGN		S.F.	4192000000	907	STOCKPILE SIGN, A OR B (OVERHEAD)		EA.	4251000000	SP	OVERHEAD FOOTINGS		EA.
4025000000	901	CONTRACTOR FURNISHED, TYPE B SIGN		S.F.	4228000000	907	DISPOSAL OF SIGN, A OR B (OVERHEAD)		EA.	4251000000	SP	OVERHEAD FOOTINGS		EA.
4025000000	901	CONTRACTOR FURNISHED, TYPE D SIGN	78.58	S.F.	4234000000	907	STOCKPILE SIGN, A OR B (GROUND MOUNTED)		EA.	4251000000	SP	OVERHEAD FOOTINGS		EA.
4025000000	901	CONTRACTOR FURNISHED, TYPE E SIGN	165.65	S.F.	4235000000	907	DISPOSAL OF SIGN, A OR B (GROUND MOUNTED)		EA.	4251000000	SP	OVERHEAD FOOTINGS		EA.
4025000000	901	CONTRACTOR FURNISHED, TYPE F SIGN	120.81	S.F.	4236000000	907	STOCKPILE SIGN, D, E OR F		EA.	4251000000	SP	OVERHEAD FOOTINGS		EA.
4025000000	901	CONTRACTOR FURNISHED, OVERLAYS SIGN		S.F.	4237000000	907	DISPOSAL OF SIGN, D, E OR F		EA.	4251000000	SP	OVERHEAD FOOTINGS		EA.
4025000000	901	CONTRACTOR FURNISHED, MILEMARKER SIGN		S.F.	4238000000	907	STOCKPILE SIGN, MILEMARKERS		EA.	4251000000	SP	OVERHEAD FOOTINGS		EA.
4048000000	902	REINFORCED CONCRETE SIGN FOUNDATION		C.Y.	4237500000	907	DISPOSAL OF SIGN, MILEMARKERS		EA.	4251000000	SP	OVERHEAD FOOTINGS		EA.
4060000000	903	SUPPORTS, BREAKAWAY STEEL BEAM		LB.	4238500000	907	STOCKPILE LIGHTING FIXTURES		EA.	4251000000	SP	OVERHEAD FOOTINGS		EA.
4066000000	903	SUPPORTS, SIMPLE STEEL BEAM		LB.	4252000000	907	DISPOSAL OF LIGHTING FIXTURES		EA.	4251000000	SP	OVERHEAD FOOTINGS		EA.
4072000000	903	SUPPORTS, 3 LB STEEL U-CHANNEL	865	L.F.	4258000000	907	STOCKPILE WALKWAY		EA.	4355000000	SP	DYNAMIC MESSAGE SIGN SYSTEM INTEGRATION		L.S.
4078000000	903	SUPPORTS, 2 LB STEEL U-CHANNEL		EA.	4262000000	907	DISPOSAL OF WALKWAY		EA.	4355100000	SP	DYNAMIC MESSAGE SIGN SYSTEM "DMS-**"		L.S.
4079000000	903	SUPPORTS, BARRIER (SMALL)		EA.	4263000000	907	DISPOSAL OF SIGN, OVERLAY (OVERHEAD)		EA.	4355100000	SP	DYNAMIC MESSAGE SIGN SYSTEM "DMS-**"		L.S.
4080000000	903	SUPPORTS, BARRIER (LARGE)		EA.	4241000000	907	DISPOSAL OF SIGN, OVERLAY (GROUND MOUNTED)		EA.	4355200000	SP	DMS SYSTEM SERVER COMPUTER		EA.
4080200000	903	SUPPORTS, STEEL SQUARE TUBE		L.F.	4242000000	907	STOCKPILE LIGHTING SYSTEM		EA.	4355210000	SP	DMS SYSTEM CLIENT COMPUTER		EA.
4082000000	903	SUPPORTS, WOOD		L.F.	4250000000	907	DISPOSAL OF LIGHTING SYSTEM		EA.	4355220000	SP	DMS SYSTEM LAPTOP COMPUTER		EA.
4096000000	904	SIGN ERECTION, TYPE D	6	EA.	4081000000	SP	SUPPORTS, OVERHEAD SIGN STRUCTURE AT STATION " "		L.S.	4355230000	SP	DMS SYSTEM CONTROL SOFTWARE		EA.
4102000000	904	SIGN ERECTION, TYPE E	31	EA.	4057000000	SP	OVERHEAD SIGN ASSEMBLY AT STA *****		C.Y.	4355300000	SP	DYNAMIC MESSAGE SIGN MAINTENANCE TRAINING		EA.
4108000000	904	SIGN ERECTION, TYPE F	6	EA.	4082200000	SP	OVERHEAD DYNAMIC MESSAGE SIGN ASSEMBLY "DMS-**"		L.S.	4355310000	SP	DYNAMIC MESSAGE SIGN SYSTEM DESIGN APPROVAL TESTS		EA.
4109000000	904	SIGN ERECTION, TYPE A (OVERHEAD)		EA.	4083200000	SP	OVERHEAD DYNAMIC MESSAGE SIGN ASSEMBLY "DMS-**"		L.S.	4355320000	SP	DYNAMIC MESSAGE SIGN SYSTEM OPERATIONAL FACTORY TESTS		L.S.
4109000000	904	SIGN ERECTION, TYPE B (OVERHEAD)		EA.	4083200000	SP	LIGHTING FOR OVERHEAD SIGN ASSEMBLY AT STA *****		L.S.	4355330000	SP	DYNAMIC MESSAGE SIGN SYSTEM OPERATIONAL FIELD TESTS		L.S.
4110000000	904	SIGN ERECTION, TYPE A (GROUND MOUNTED)		EA.	4127000000	SP	LIGHTING FOR OVERHEAD SIGN ASSEMBLY AT STA *****		L.S.	4355340000	SP	DYNAMIC MESSAGE SIGN BENCH TEST UNIT		EA.
4110000000	904	SIGN ERECTION, TYPE B (GROUND MOUNTED)		EA.	4127000000	SP	LIGHTING FOR OVERHEAD SIGN ASSEMBLY AT STA *****		L.S.	4355350000	SP	DYNAMIC MESSAGE SIGN SYSTEM NTCIP TESTS		EA.
4114000000	904	SIGN ERECTION, MILEMARKERS		EA.	4127000000	SP	LIGHTING FOR OVERHEAD SIGN ASSEMBLY AT STA *****		L.S.					
4115000000	904	SIGN ERECTION, OVERLAY (OVERHEAD)		EA.	4127000000	SP	LIGHTING FOR OVERHEAD SIGN ASSEMBLY AT STA *****		L.S.					
4116000000	904	SIGN ERECTION, OVERLAY (GROUND MOUNTED)		EA.	4127000000	SP	LIGHTING FOR OVERHEAD SIGN ASSEMBLY AT STA *****		L.S.					
4116100000	904	SIGN ERECTION, RELOCATE SIGN TYPE A (OVERHEAD)		EA.	4127000000	SP	LIGHTING FOR OVERHEAD SIGN ASSEMBLY AT STA *****		L.S.					
4116100000	904	SIGN ERECTION, RELOCATE SIGN TYPE B(OVERHEAD)		EA.	4127000000	SP	LIGHTING FOR OVERHEAD SIGN ASSEMBLY AT STA *****		L.S.					
4116100000	904	SIGN ERECTION, RELOCATE SIGN TYPE A (GROUND MOUNTED)		EA.	4127000000	SP	LIGHTING FOR OVERHEAD SIGN ASSEMBLY AT STA *****		L.S.					
4116100000	904	SIGN ERECTION, RELOCATE SIGN TYPE B (GROUND MOUNTED)		EA.	4127000000	SP	LIGHTING FOR OVERHEAD SIGN ASSEMBLY AT STA *****		L.S.					
4116100000	904	SIGN ERECTION, RELOCATE SIGN TYPE D		EA.	4127000000	SP	LIGHTING FOR OVERHEAD SIGN ASSEMBLY AT STA *****		L.S.					
4116100000	904	SIGN ERECTION, RELOCATE SIGN TYPE E	8	EA.	4127000000	SP	LIGHTING FOR OVERHEAD SIGN ASSEMBLY AT STA *****		L.S.					
4116100000	904	SIGN ERECTION, RELOCATE SIGN TYPE F		EA.	4127000000	SP	LIGHTING FOR OVERHEAD SIGN ASSEMBLY AT STA *****		L.S.					
4116100000	904	SIGN ERECTION, RELOCATE SIGN MILEMARKERS		EA.	4127500000	SP	LRS LIGHTING SYSTEM FOR OVERHEAD SIGN ASSEMBLY AT STA *****		L.S.					
4116200000	904	SIGN ERECTION, REPOSITION OVERHEAD		EA.	4127500000	SP	LRS LIGHTING SYSTEM FOR OVERHEAD SIGN ASSEMBLY AT STA *****		L.S.					
4116300000	904	SIGN ERECTION, LOGO TO PANEL		EA.	4127500000	SP	LRS LIGHTING SYSTEM FOR OVERHEAD SIGN ASSEMBLY AT STA *****		L.S.					
4116400000	904	SIGN ERECTION, LOGO TRAILBLAZER		EA.	4127500000	SP	LRS LIGHTING SYSTEM FOR OVERHEAD SIGN ASSEMBLY AT STA *****		L.S.					
4116500000	904	SIGN ERECTION, WALKWAY		L.F.	4127500000	SP	LRS LIGHTING SYSTEM FOR OVERHEAD SIGN ASSEMBLY AT STA *****		L.S.					
4132000000	907	STOCKPILE SUPPORT, STEEL BEAM		EA.	4127500000	SP	LRS LIGHTING SYSTEM FOR OVERHEAD SIGN ASSEMBLY AT STA *****		L.S.					
4138000000	907	DISPOSAL OF SUPPORT, STEEL BEAM		EA.	4127500000	SP	LRS LIGHTING SYSTEM FOR OVERHEAD SIGN ASSEMBLY AT STA *****		L.S.					
4140000000	907	STOCKPILE SUPPORT, WOOD		EA.	4127500000	SP	LRS LIGHTING SYSTEM FOR OVERHEAD SIGN ASSEMBLY AT STA *****		L.S.					
4141000000	907	DISPOSAL OF SUPPORT, WOOD		EA.	4127500000	SP	LRS LIGHTING SYSTEM FOR OVERHEAD SIGN ASSEMBLY AT STA *****		L.S.					
4142000000	907	STOCKPILE SUPPORT, OVERHEAD STRUCTURE		EA.	4127500000	SP	LRS LIGHTING SYSTEM FOR OVERHEAD SIGN ASSEMBLY AT STA *****		L.S.					
4143000000	907	DISPOSAL OF SUPPORT, OVERHEAD STRUCTURE		EA.	4127500000	SP	LRS LIGHTING SYSTEM FOR OVERHEAD SIGN ASSEMBLY AT STA *****		L.S.					
4148000000	907	STOCKPILE SIGN SYSTEM, OVERHEAD		EA.	4127500000	SP	LRS LIGHTING SYSTEM FOR OVERHEAD SIGN ASSEMBLY AT STA *****		L.S.					
4149000000	907	DISPOSAL OF SIGN SYSTEM, OVERHEAD		EA.	4127500000	SP	LRS LIGHTING SYSTEM FOR OVERHEAD SIGN ASSEMBLY AT STA *****		L.S.					
4151000000	907	STOCKPILE SIGN SYSTEM, STEEL BEAM		EA.	4127500000	SP	LRS LIGHTING SYSTEM FOR OVERHEAD SIGN ASSEMBLY AT STA *****		L.S.					
4152000000	907	DISPOSAL OF SIGN SYSTEM, STEEL BEAM		EA.	4127500000	SP	LRS LIGHTING SYSTEM FOR OVERHEAD SIGN ASSEMBLY AT STA *****		L.S.					
4154000000	907	STOCKPILE SIGN SYSTEM, U-CHANNEL		EA.	4127500000	SP	LRS LIGHTING SYSTEM FOR OVERHEAD SIGN ASSEMBLY AT STA *****		L.S.					
4155000000	907	DISPOSAL OF SIGN SYSTEM, U-CHANNEL	30	EA.	4127500000	SP	LRS LIGHTING SYSTEM FOR OVERHEAD SIGN ASSEMBLY AT STA *****		L.S.					
4157000000	907	STOCKPILE SIGN SYSTEM, WOOD		EA.	4127500000	SP	LRS LIGHTING SYSTEM FOR OVERHEAD SIGN ASSEMBLY AT STA *****		L.S.					
4158000000	907	DISPOSAL OF SIGN SYSTEM, WOOD		EA.	4128000000	SP	STATIC LIGHTING SYSTEM FOR OVERHEAD SIGN ASSEMBLY AT STA *****		L.S.					
4186000000	907	STOCKPILE SUPPORT, U-CHANNEL		EA.	4251000000	SP	OVERHEAD FOOTINGS		EA.					

**ROADWAY STANDARD DRAWINGS  
APPLICABLE TO THESE SIGNING PLANS**

904.10  
904.50



SCALE	NONE	N. C. DEPARTMENT OF TRANSPORTATION DIVISION OF HIGHWAYS TRAFFIC ENGINEERING BRANCH	REVISIONS
DATE	2/5/2007		
SIGNING DESIGN ENG	S.W. JOHNS		
SIGNING PROJECT DGN ENG	D.M. EATON		
SIGNING PROJECT ENG	A. ALQUDWAH		



**Pay Item Notes:**

- 6 RELOCATE SIGN, TYPE E
- 24 DISPOSAL OF SIGN SYSTEM, U-CHANNEL
- 28 DISPOSAL OF SUPPORT, U-CHANNEL

**General Notes:**

- . SIGNS FURNISHED BY CONTRACTOR
- . ALL TYPE 'D' SIGNS SHALL BE MOUNTED ON TWO U-CHANNEL POSTS UNLESS OTHERWISE INDICATED ON THE PLANS.
- . IF REMOVAL OR RELOCATION OF SIGNS ON PRIVATE STREET (NON-STATE MAINTAINED) IS REQUIRED DUE TO CONSTRUCTION, THE CONTRACTOR SHALL INFORM THE ENGINEER. THE WORK WILL BE COMPLETED BY OTHERS.
- . SIGNING PLANS DO NOT INCLUDE TEMPORARY CONSTRUCTION SIGNING OR PAVEMENT MARKINGS. SEE TRAFFIC CONTROL PLANS.
- . WHEN NOT STATIONED OR DIMENSIONED ON PLANS, ALL 'E' AND 'F' SIGNS SHALL BE FIELD LOCATED BY THE ENGINEER
- . ALL EXISTING SIGNS ON "U" CHANNEL POST WITHIN THE PROJECT LIMITS SHALL BE REMOVED AND DISPOSED OF UNLESS OTHERWISE NOTED ON PLANS.
- . WHEN EXISTING SIGNS ARE REMOVED AND INSTALLED ON NEW SUPPORTS, THE RE-ERECTION SHALL IMMEDIATELY FOLLOW THE REMOVAL.
- . THE BACKGROUND FOR TYPE D, E & F SIGNS SHALL BE TYPE III REFLECTIVE SHEETING.

**Project Notes:**

**NOTES**

SIGN NUMBER: 301  
TYPE: D  
QUANTITY: 1  
SIGN WIDTH: 7'-0"  
HEIGHT: 2'-6"  
TOTAL AREA: 17.5 Sq.Ft.  
BORDER TYPE: FLUSH  
RECESS: 0"  
WIDTH: 0.75"  
RADII: 3"  
NO. Z BARS: 1  
LENGTH: 1

BACKG COLOR: Green  
COPY COLOR: White

SYMBOL	X	Y	WID	HT
ARUP	7.9	17.4	6	10
ARUP	9.7	4.6	6	10

DESIGN BY: S. JOHNS  
PROJECT ID: U-4010  
CHECKED BY: M. EATON  
DIV: 5  
STD #: 150  
DATE: Mar 09,2004

USE NOTES: 1, 4, 6  
1. Legend and border shall be direct applied Type III reflective sheeting.  
2. Legend and border shall be direct applied non-reflective sheeting.  
3. Shields shall be Type III reflective sheeting on 0.032" (0.8mm) aluminum and demountable.  
4. Background shall be Type III reflective sheeting.  
5. Background shall be Type I reflective sheeting.  
6. Center arrow(s) vertically on sign.  
7. Bottom panel shall be yellow Type III sheeting. Legend shall be direct applied black non-reflective sheeting. Yellow panel is:

LETTER POSITIONS

Letter spacings are to start of next letter													Series/Size
													Text Length
W	A	K	E	F	O	R	E	S	T				D6
19.9	5.7	6.2	5.3	3.7	6	4.8	5.7	5.5	4.8	5.2	3.7	7.9	56.2
B	U	R	L	I	N	G	T	O	N				D6
25.7	5.5	5.5	5.5	4.8	2.4	5.5	5.2	4.8	5.7	4	9.7		48.7

Spacing Factor is 1 unless specified otherwise

FILENAME: U

NORTH CAROLINA D.O.T. SIGN DETAIL

SIGN NUMBER: 302  
TYPE: D  
QUANTITY: 1  
SIGN WIDTH: 7'-0"  
HEIGHT: 1'-4"  
TOTAL AREA: 9.3 Sq.Ft.  
BORDER TYPE: FLUSH  
RECESS: 0"  
WIDTH: 0.75"  
RADII: 3"  
NO. Z BARS: 1  
LENGTH: 1

BACKG COLOR: Green  
COPY COLOR: White

SYMBOL	X	Y	WID	HT
ARUP	65.9	5	6	10

DESIGN BY: S. JOHNS  
PROJECT ID: U-4010  
CHECKED BY: M. EATON  
DIV: 5  
STD #: 150  
DATE: Mar 09,2004

USE NOTES: 1, 4, 6  
1. Legend and border shall be direct applied Type III reflective sheeting.  
2. Legend and border shall be direct applied non-reflective sheeting.  
3. Shields shall be Type III reflective sheeting on 0.032" (0.8mm) aluminum and demountable.  
4. Background shall be Type III reflective sheeting.  
5. Background shall be Type I reflective sheeting.  
6. Center arrow(s) vertically on sign.  
7. Bottom panel shall be yellow Type III sheeting. Legend shall be direct applied black non-reflective sheeting. Yellow panel is:

LETTER POSITIONS

Letter spacings are to start of next letter													Series/Size
													Text Length
P	O	S	T	O	F	F	I	C	E				D6
8.1	5.2	5.4	5.2	3.7	6	5.7	4.8	4.8	2.4	5.2	3.7	24.1	51.8

Spacing Factor is 1 unless specified otherwise

FILENAME: U

NORTH CAROLINA D.O.T. SIGN DETAIL

SIGN NUMBER: 303  
TYPE: D  
QUANTITY: 1  
SIGN WIDTH: 5'-6"  
HEIGHT: 3'-0"  
TOTAL AREA: 16.5 Sq.Ft.  
BORDER TYPE: FLUSH  
RECESS: 0"  
WIDTH: 0.75"  
RADII: 3"  
NO. Z BARS: 1  
LENGTH: 1

BACKG COLOR: Brown  
COPY COLOR: White

SYMBOL	X	Y	WID	HT
ARUP	7.2	5	6	10

DESIGN BY: S. JOHNS  
PROJECT ID: U-4010  
CHECKED BY: M. EATON  
DIV: 5  
STD #: 150  
DATE: Mar 09,2004

USE NOTES: 1, 4, 6  
1. Legend and border shall be direct applied Type III reflective sheeting.  
2. Legend and border shall be direct applied non-reflective sheeting.  
3. Shields shall be Type III reflective sheeting on 0.032" (0.8mm) aluminum and demountable.  
4. Background shall be Type III reflective sheeting.  
5. Background shall be Type I reflective sheeting.  
6. Center arrow(s) vertically on sign.  
7. Bottom panel shall be yellow Type III sheeting. Legend shall be direct applied black non-reflective sheeting. Yellow panel is:


LETTER POSITIONS

Letter spacings are to start of next letter													Series/Size
													Text Length
F	A	L	L	S	L	A	K	E					D6
8.4	4.4	6.2	4.8	4.8	4	6	4	6.2	5.3	3.7	8.4		49.3
I	N	F	O	C	E	N	T	E	R				D6
7.2	2.4	5.5	4.8	4.2	6	5.2	4.8	5.2	4.8	4.8	4	7.2	51.6
1	1	M	I	L	E	S							D6
24.9	2.9	2.9	6	6.1	2.4	4.8	4.8	4	7.2				33.9

Spacing Factor is 1 unless specified otherwise

FILENAME: U

NORTH CAROLINA D.O.T. SIGN DETAIL



# TYPE "D" SIGN DESIGNS

SIGN NUMBER: 304  
TYPE: D  
QUANTITY: 1  
SIGN WIDTH: 4'-0"  
HEIGHT: 1'-0"  
TOTAL AREA: 4.0 Sq.Ft.  
BORDER TYPE: FLUSH  
RECESS: 0"  
WIDTH: 0.75"  
RADIUS: 1.5"  
NO. Z BARS: 1  
LENGTH: 48"

BACKG COLOR: Brown  
COPY COLOR: White  
DESIGN BY: S. JOHNS  
PROJECT ID: U-4010  
CHECKED BY: M. EATON  
DIV: 5  
STD #: 150  
DATE: Mar 09,2004

SYMBOL	X	Y	WID	HT

BORDER R=1.5" TH=0.75"

48" x 12"

USE NOTES: 4  
1. Legend and border shall be direct applied Type III reflective sheeting.  
2. Legend and border shall be direct applied non-reflective sheeting.  
3. Shields shall be Type III reflective sheeting on 0.032" (0.8mm) aluminum and demountable.  
4. Background shall be Type III reflective sheeting.  
5. Background shall be Type I reflective sheeting.  
6. Center arrow(s) vertically on sign.  
7. Bottom panel shall be yellow Type III sheeting. Legend shall be direct applied black non-reflective sheeting. Yellow panel is:

LETTER POSITIONS

Letter spacings are to start of next letter

Series/Size	Text	Length
D6	C A M P I N G	34.3

Spacing Factor is 1 unless specified otherwise

FILENAME: U NORTH CAROLINA D.O.T. SIGN DETAIL

SIGN NUMBER: 305  
TYPE: D  
QUANTITY: 1  
SIGN WIDTH: 6'-6"  
HEIGHT: 2'-6"  
TOTAL AREA: 16.3 Sq.Ft.  
BORDER TYPE: FLUSH  
RECESS: 0"  
WIDTH: 0.75"  
RADIUS: 3"  
NO. Z BARS: 1  
LENGTH: 78"

BACKG COLOR: Green  
COPY COLOR: White  
DESIGN BY: S. JOHNS  
PROJECT ID: U-4010  
CHECKED BY: M. EATON  
DIV: 5  
STD #: 150  
DATE: Mar 09,2004

SYMBOL	X	Y	WID	HT
ARUP	16.6	17.4	6	10
ARUP	61.3	4.6	6	10

BORDER R=3" TH=0.75"

78" x 30"

USE NOTES: 1, 4, 6  
1. Legend and border shall be direct applied Type III reflective sheeting.  
2. Legend and border shall be direct applied non-reflective sheeting.  
3. Shields shall be Type III reflective sheeting on 0.032" (0.8mm) aluminum and demountable.  
4. Background shall be Type III reflective sheeting.  
5. Background shall be Type I reflective sheeting.  
6. Center arrow(s) vertically on sign.  
7. Bottom panel shall be yellow Type III sheeting. Legend shall be direct applied black non-reflective sheeting. Yellow panel is:

LETTER POSITIONS

Letter spacings are to start of next letter

Series/Size	Text	Length
D6	R A L E I G H	32.8
D6	B U R L I N G T O N	48.7

Spacing Factor is 1 unless specified otherwise

FILENAME: U NORTH CAROLINA D.O.T. SIGN DETAIL

SIGN NUMBER: 306  
TYPE: D  
QUANTITY: 1  
SIGN WIDTH: 7'-6"  
HEIGHT: 2'-0"  
TOTAL AREA: 15.0 Sq.Ft.  
BORDER TYPE: FLUSH  
RECESS: 0"  
WIDTH: 0.75"  
RADIUS: 3"  
NO. Z BARS: 1  
LENGTH: 90"

BACKG COLOR: Green  
COPY COLOR: White  
DESIGN BY: S. JOHNS  
PROJECT ID: U-4010  
CHECKED BY: M. EATON  
DIV: 5  
STD #: 201  
DATE: Mar 09,2004

SYMBOL	X	Y	WID	HT

BORDER R=3" TH=0.75"

90" x 24"

USE NOTES: 1, 4  
1. Legend and border shall be direct applied Type III reflective sheeting.  
2. Legend and border shall be direct applied non-reflective sheeting.  
3. Shields shall be Type III reflective sheeting on 0.032" (0.8mm) aluminum and demountable.  
4. Background shall be Type III reflective sheeting.  
5. Background shall be Type I reflective sheeting.  
6. Center arrow(s) vertically on sign.  
7. Bottom panel shall be yellow Type III sheeting. Legend shall be direct applied black non-reflective sheeting. Yellow panel is:


LETTER POSITIONS

Letter spacings are to start of next letter

Series/Size	Text	Length
D6	2 1	7
D6	W A K E F O R E S T	56.2
D6	B U N N	20.4

Spacing Factor is 1 unless specified otherwise



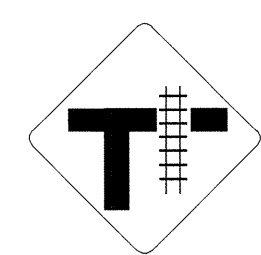
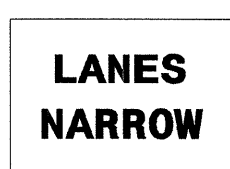




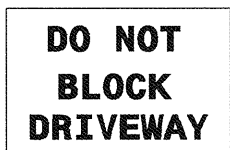

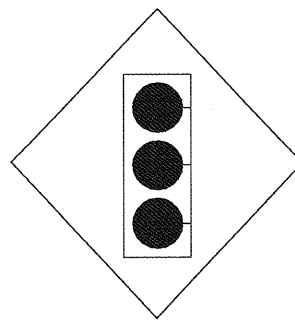


FILENAME: U NORTH CAROLINA D.O.T. SIGN DETAIL



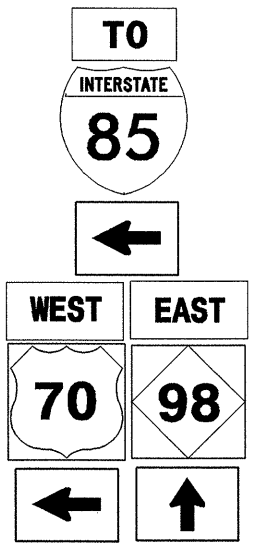
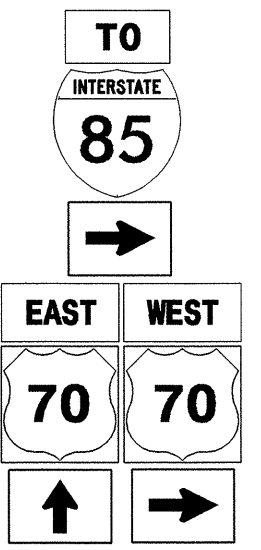

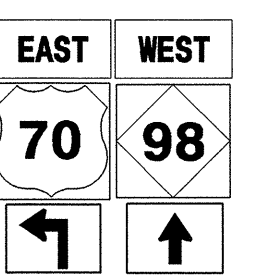
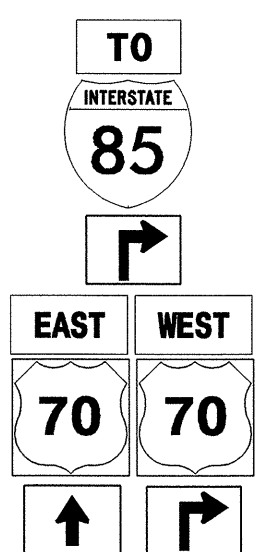
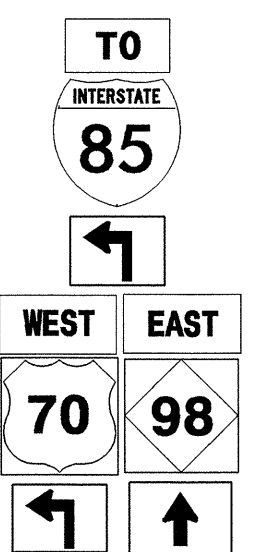
# TYPE "D" SIGN DESIGNS




# TYPE "E" SIGNS

<p>403 QUANTITY REQ'D <u>7</u></p>  <p>24 X 30 R2-1</p> <p>ONE "U" POST PER SIGN</p>	<p>416 QUANTITY REQ'D <u>4</u></p>  <p>24 X 30 R4-7</p> <p>ONE "U" POST PER SIGN</p>	<p>461 QUANTITY REQ'D <u>1</u></p>  <p>36 X 36 W10-4</p> <p>ONE "U" POST PER SIGN</p>	<p>465 QUANTITY REQ'D <u>2</u></p>  <p>24 X 18</p> <p>TYPE IX FLUORESCENT YELLOW/GREEN SHEETING</p> <p>MOUNT BELOW SIGN 464 IN 2 INSTALLATION</p>
<p>409 QUANTITY REQ'D <u>2</u></p>  <p>30 X 30 R1-1</p> <p>ONE "U" POST PER SIGN</p>	<p>458 QUANTITY REQ'D <u>1</u></p>  <p>30 X 30 W14-2</p> <p>ONE "U" POST PER SIGN</p>	<p>462 QUANTITY REQ'D <u>1</u></p>  <p>24 X 24 R3-2</p> <p>MOUNT BELOW SIGN 412 IN 1 INSTALLATION</p>	
<p>412 QUANTITY REQ'D <u>1</u></p>  <p>36 X 36 X 36 R1-2</p> <p>ONE "U" POST PER SIGN</p>	<p>459 QUANTITY REQ'D <u>1</u></p>  <p>24 X 30 R10-7</p> <p>ONE "U" POST PER SIGN</p>	<p>463 QUANTITY REQ'D <u>4</u></p>  <p>30 X 30 W11-1</p> <p>TYPE IX FLUORESCENT YELLOW/GREEN SHEETING</p> <p>ONE "U" POST PER SIGN</p>	
<p>438 QUANTITY REQ'D <u>1</u></p>  <p>36 X 36 W3-3</p> <p>ONE "U" POST PER SIGN</p>	<p>460 QUANTITY REQ'D <u>2</u></p>  <p>36" DIA. W10-1</p> <p>ONE "U" POST PER SIGN</p>	<p>464 QUANTITY REQ'D <u>4</u></p>  <p>24 X 18 W16-1</p> <p>TYPE IX FLUORESCENT YELLOW/GREEN SHEETING</p> <p>MOUNT BELOW SIGN 463 IN 4 INSTALLATION</p>	

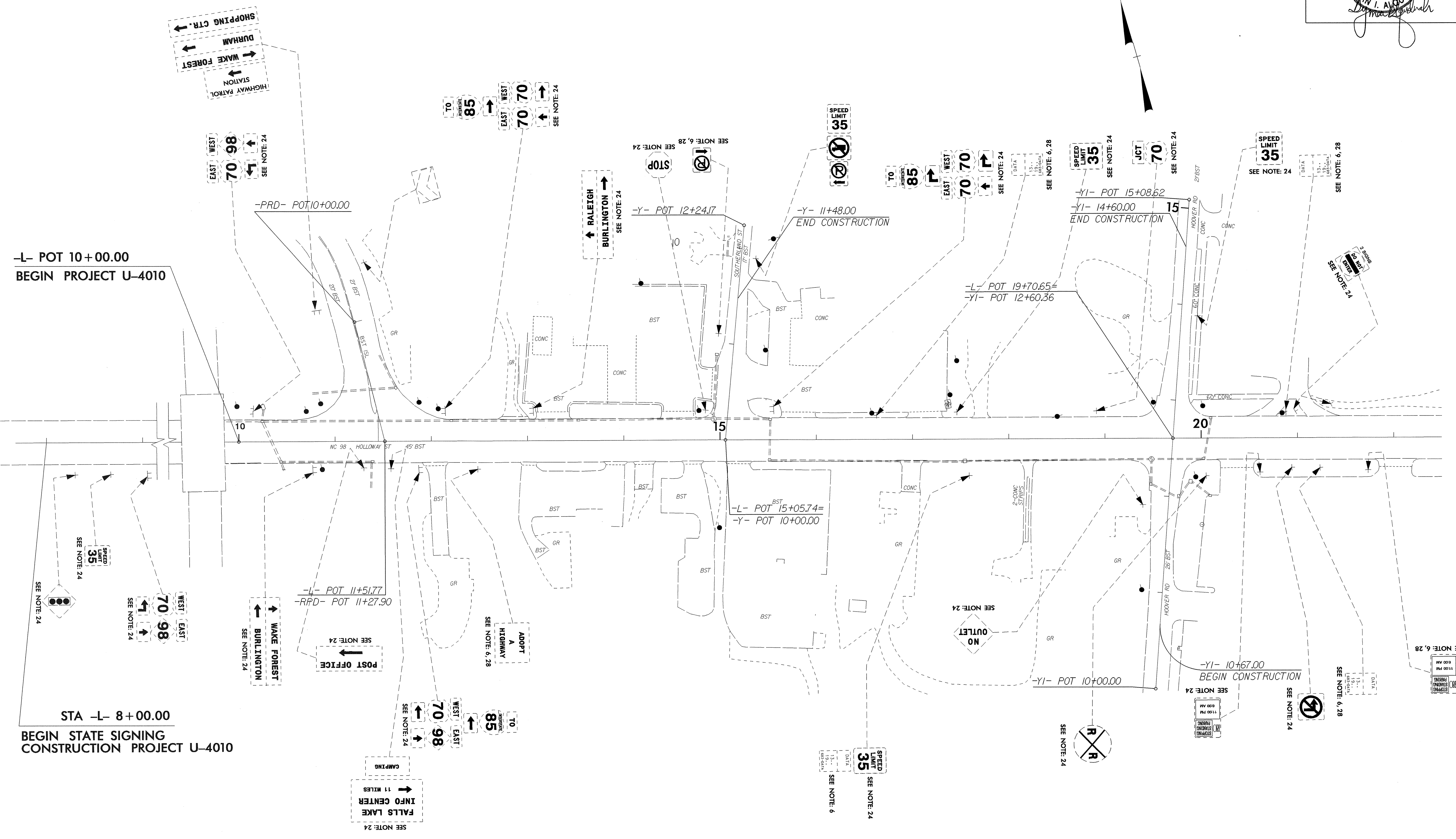
# TYPE "F" SIGNS

<p>501</p>  <p>1 - 24" X 12" 1 - 24" X 24" 1 - 21" X 15" 2 - 24" X 12" 2 - 24" X 24" 2 - 21" X 15"</p> <p>MOUNTED ON TWO "U" POSTS</p>	<p>504</p>  <p>1 - 24" X 12" 1 - 24" X 24" 1 - 21" X 15" 2 - 24" X 12" 2 - 24" X 24" 2 - 21" X 15"</p> <p>MOUNTED ON TWO "U" POSTS</p>
<p>502</p>  <p>1 - 21" X 15" 1 - 24" X 24"</p> <p>MOUNTED ON ONE "U" POST</p>	<p>505</p>  <p>2 - 24" X 12" 2 - 24" X 24" 2 - 21" X 15"</p> <p>MOUNTED ON TWO "U" POSTS</p>
<p>503</p>  <p>1 - 24" X 12" 1 - 24" X 24" 1 - 21" X 15" 2 - 24" X 12" 2 - 24" X 24" 2 - 21" X 15"</p> <p>MOUNTED ON TWO "U" POSTS</p>	<p>506</p>  <p>1 - 24" X 12" 1 - 24" X 24" 1 - 21" X 15" 2 - 24" X 12" 2 - 24" X 24" 2 - 21" X 15"</p> <p>MOUNTED ON TWO "U" POSTS</p>

NOTE: THIS DRAWING IS DIMENSIONED IN INCHES UNLESS OTHERWISE DEPICTED WITHIN THE DRAWING.



# TYPE "E" & "F" SIGNS

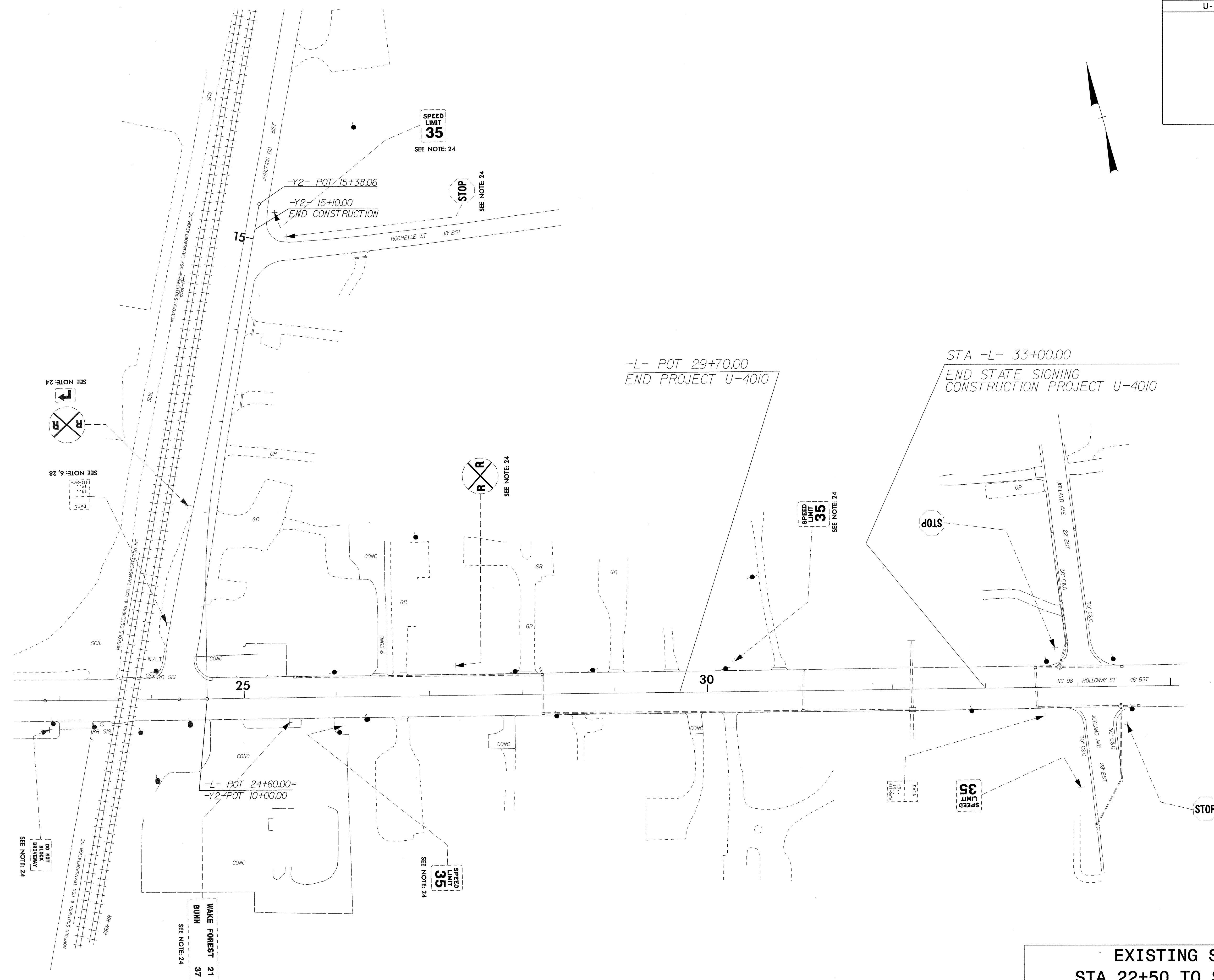



STA -L- 8+00.00  
BEGIN STATE SIGNING  
CONSTRUCTION PROJECT U-4010

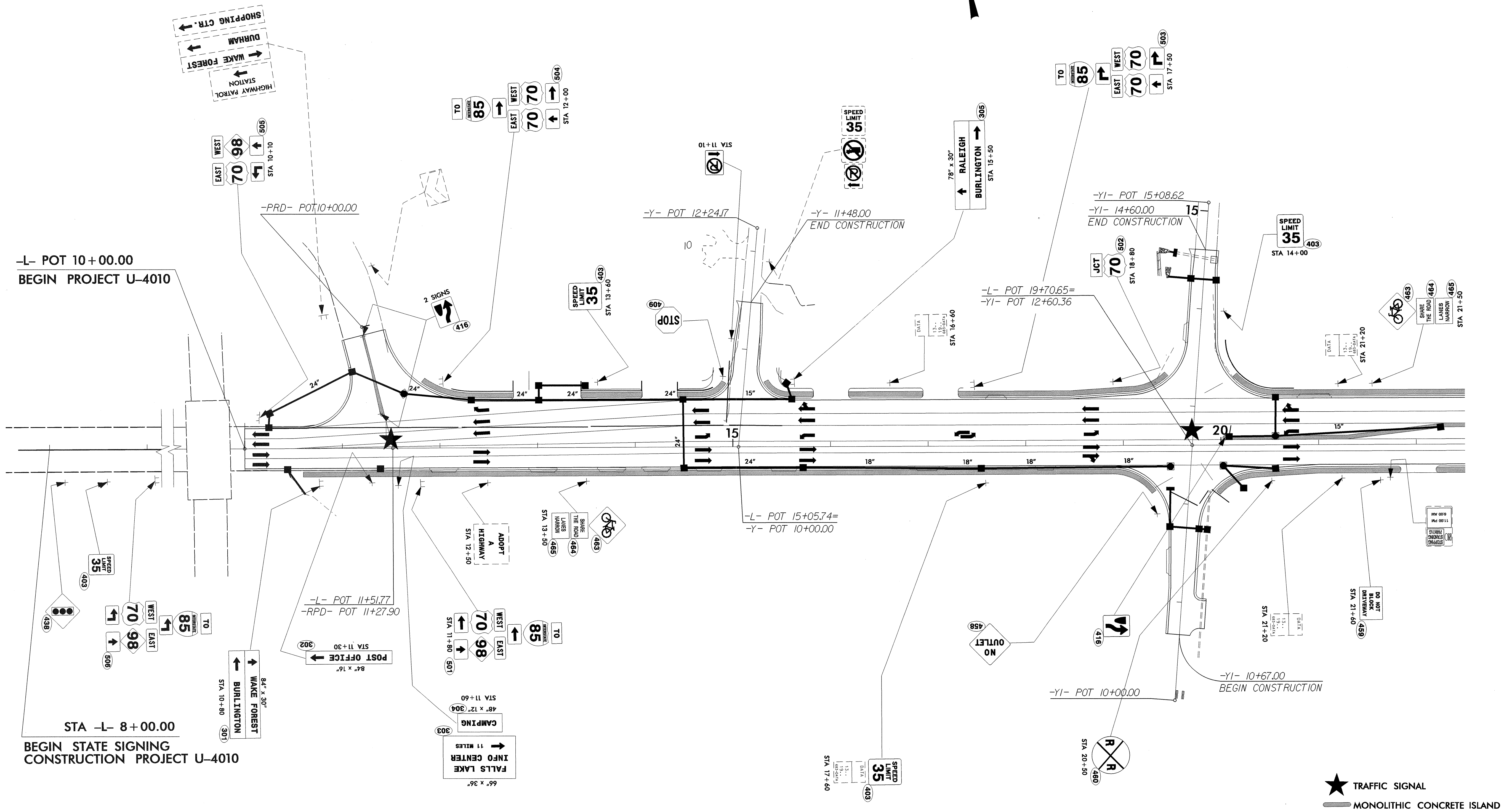
EXISTING SIGNS  
STA 8+00 TO STA 22+50  
NC 98 (HOLLOWAY STREET)

03-JUN-2004 13:59  
w:\TIP PROJECTS\U-4010\Proj\U-4010s04.psh  
s:\johns




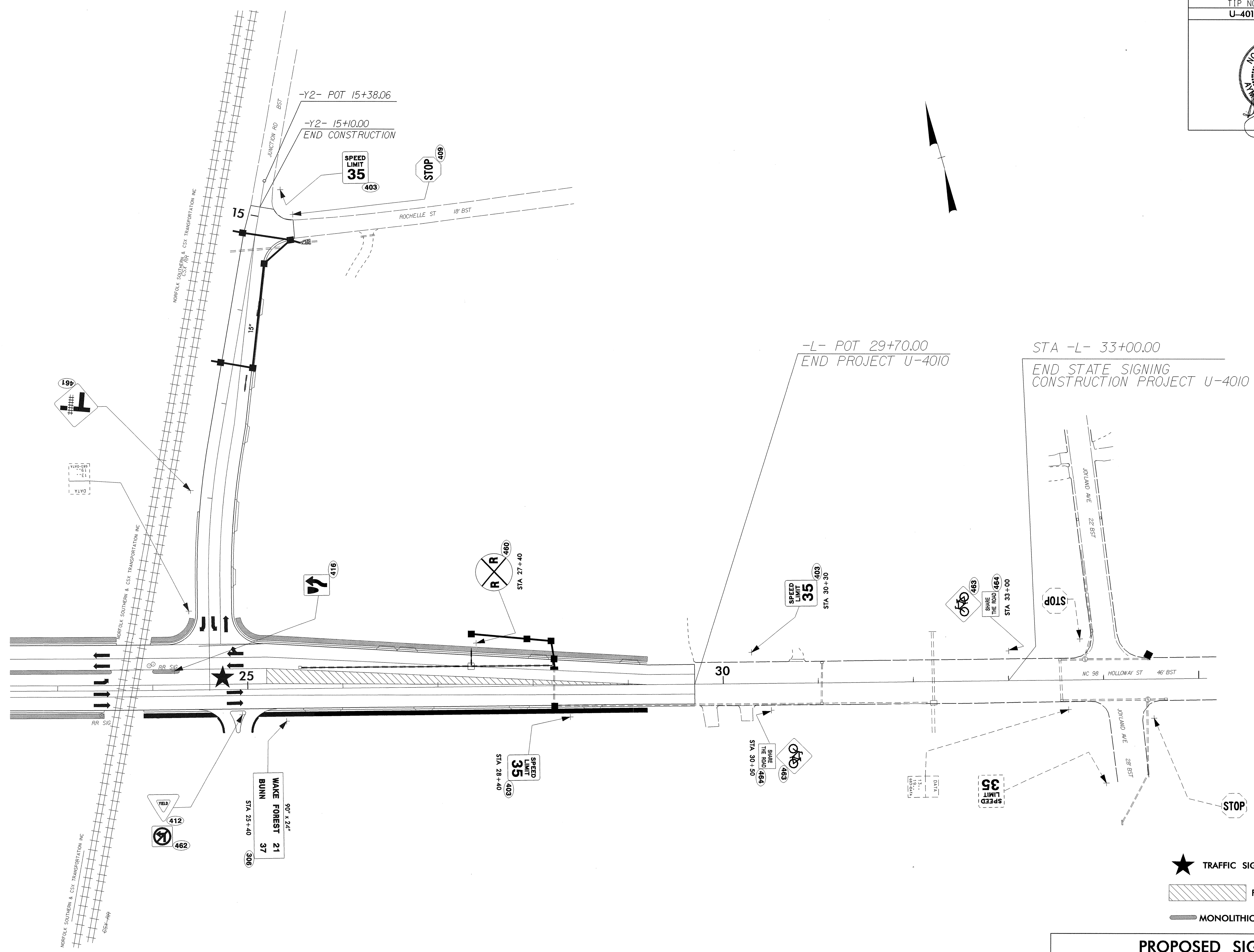


04-MIN-2004-0965  
 W:\HP-PROJECTS\U-4010\ProJ\4010s05.pst  
 meaton



**PROPOSED SIGNS  
STA 8+00 TO STA 22+50  
NC 98 (HOLLOWAY STREET)**

03-JUN-2004 13:59  
 W:\TIP PROJECTS\U-4010\Proj\U-4010s04prop.dsh  
 sjohns



- TRAFFIC SIGNAL
- PAINT STRIPING
- MONOLITHIC CONCRETE ISLAND

**PROPOSED SIGNS**  
**STA 22+50 TO STA 33+00**  
**NC 98 (HOLLOWAY STREET)**

04-JUN-2004 09:51  
 w:\TIP PROJECTS\U-4010\Pro\4010s05prop.psh  
 meaton -rl