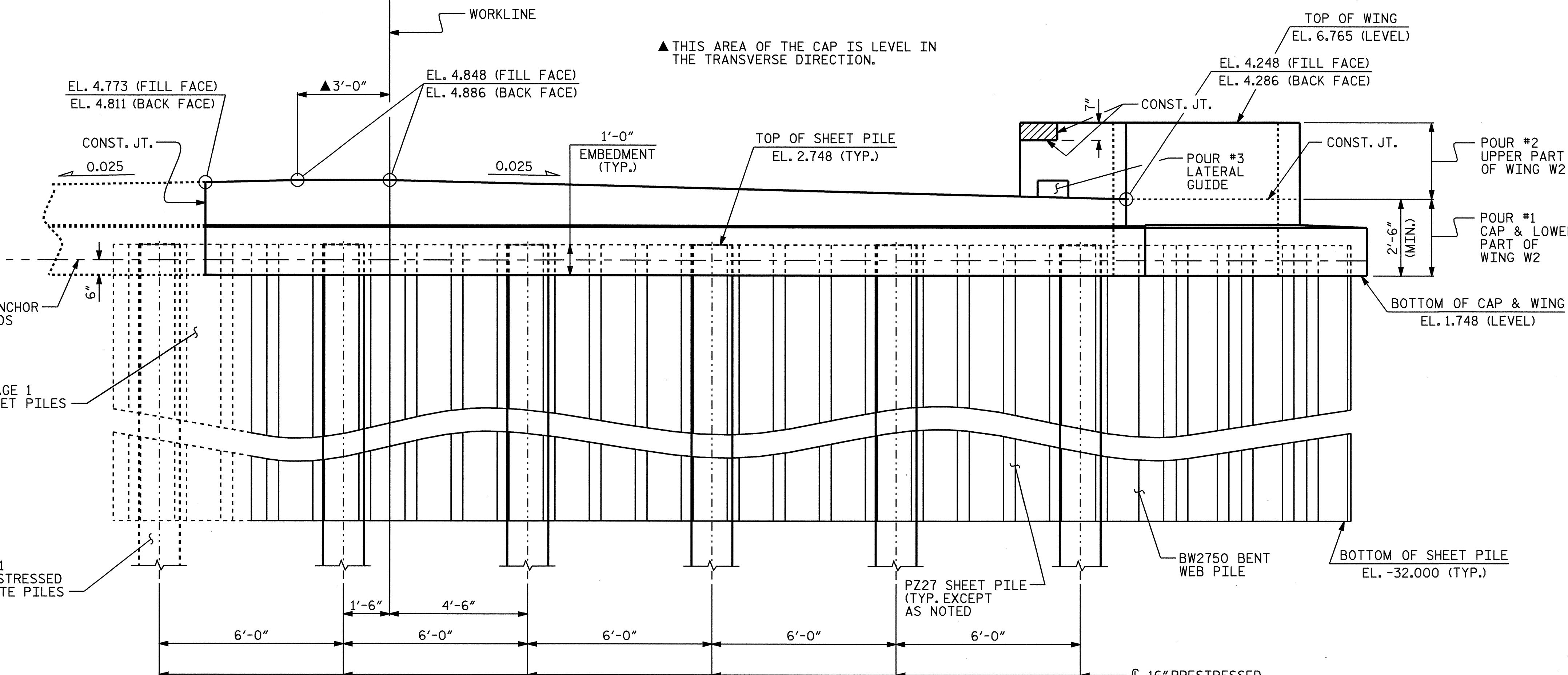


PLAN (STAGE 2)

(FOR CLARITY, BEARING PADS & DOWELS NOT SHOWN IN PLAN VIEW)

WORKLINE

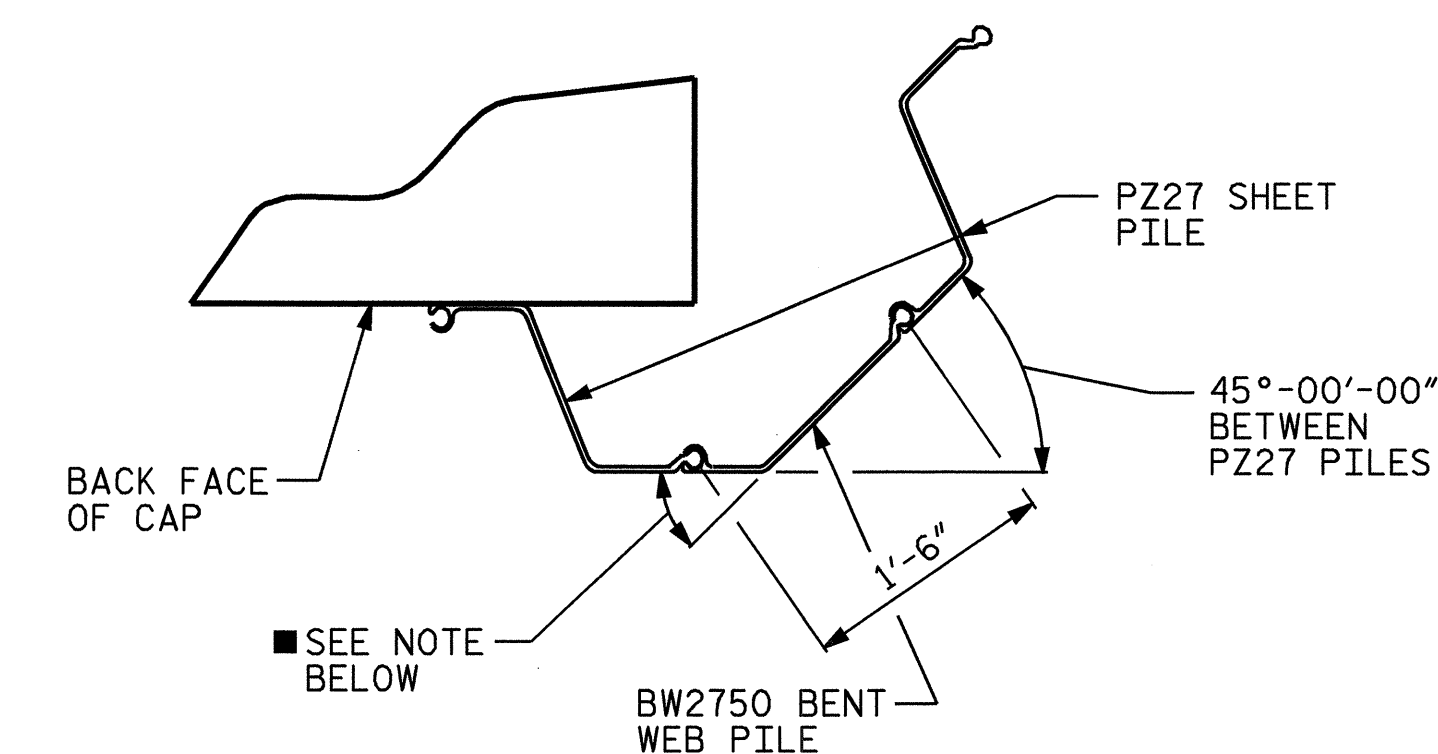
▲ THIS AREA OF THE CAP IS LEVEL IN THE TRANSVERSE DIRECTION.



ELEVATION (STAGE 2)

(FOR REINFORCING STEEL IN CAP, SEE SHEET 4 OF 6)

NOTES:
SEE END ELEVATION ON SHEET 1 OF 6.
FOR ANCHOR STUD DETAIL, SEE SHEET 1 OF 6.




DETAIL "B"

NOTE: THE BEND IN THE BENT WEB PILE SHALL BE DETERMINED BY THE FABRICATOR.

PROJECT NO. B-3349
HYDE COUNTY
STATION: 15+69.00 -L-

SHEET 3 OF 6

STATE OF NORTH CAROLINA
DEPARTMENT OF TRANSPORTATION
RALEIGH
SUBSTRUCTURE
END BENT No. 2
STAGE 2



REVISIONS						SHEET NO.
NO.	BY:	DATE:	NO.	BY:	DATE:	S-37
1			3			TOTAL SHEETS
2			4			44

DRAWN BY: P.C. BREWER DATE: 2/8/05
CHECKED BY: S.B. WILLIAMS DATE: 2/21/05