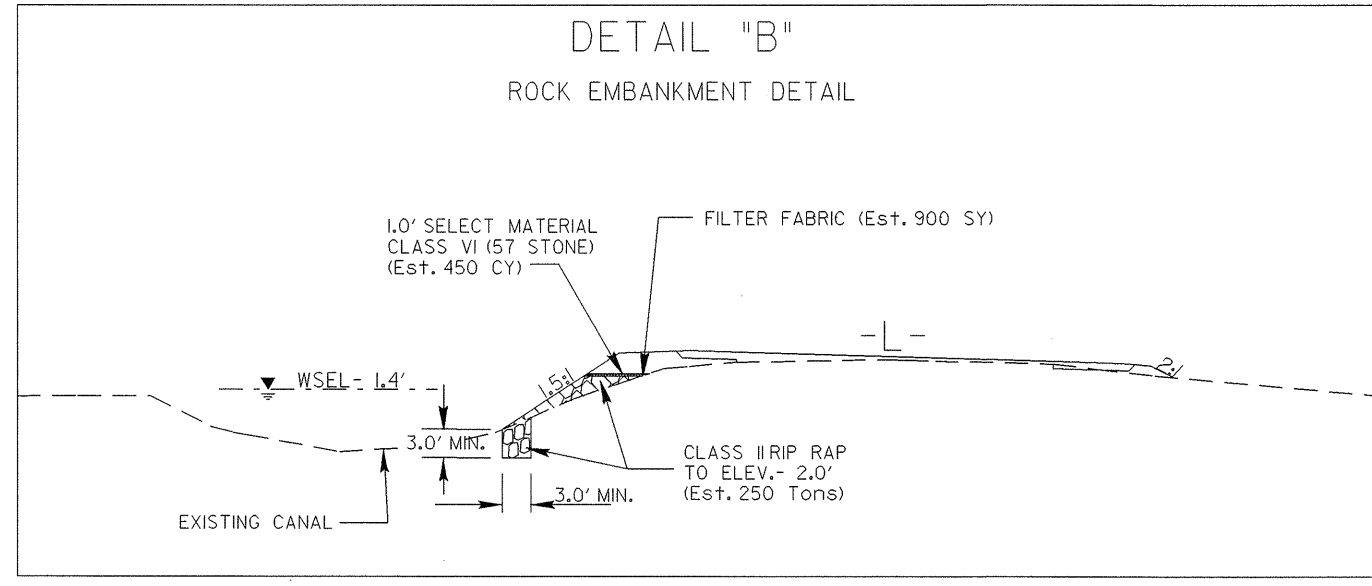
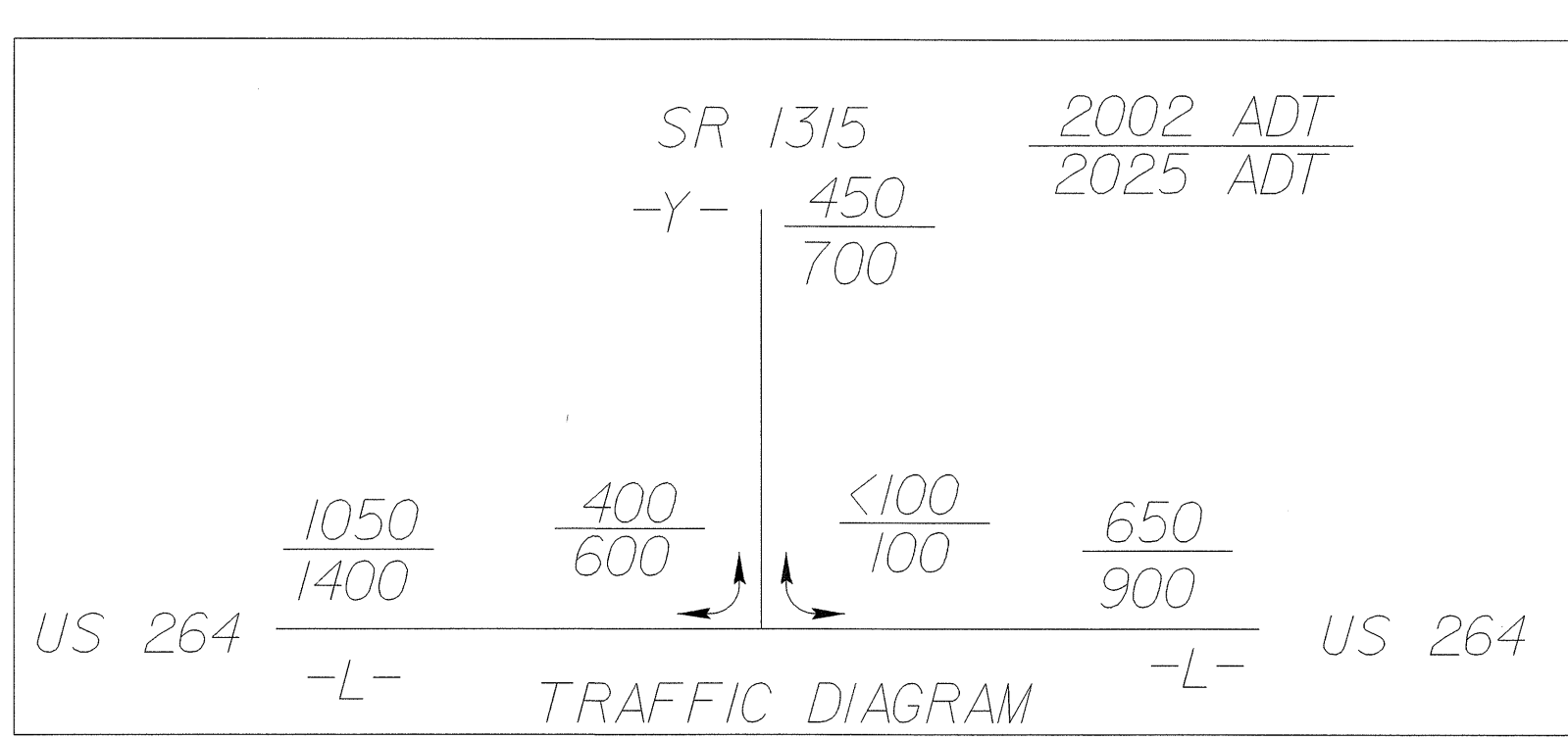


8/17/99

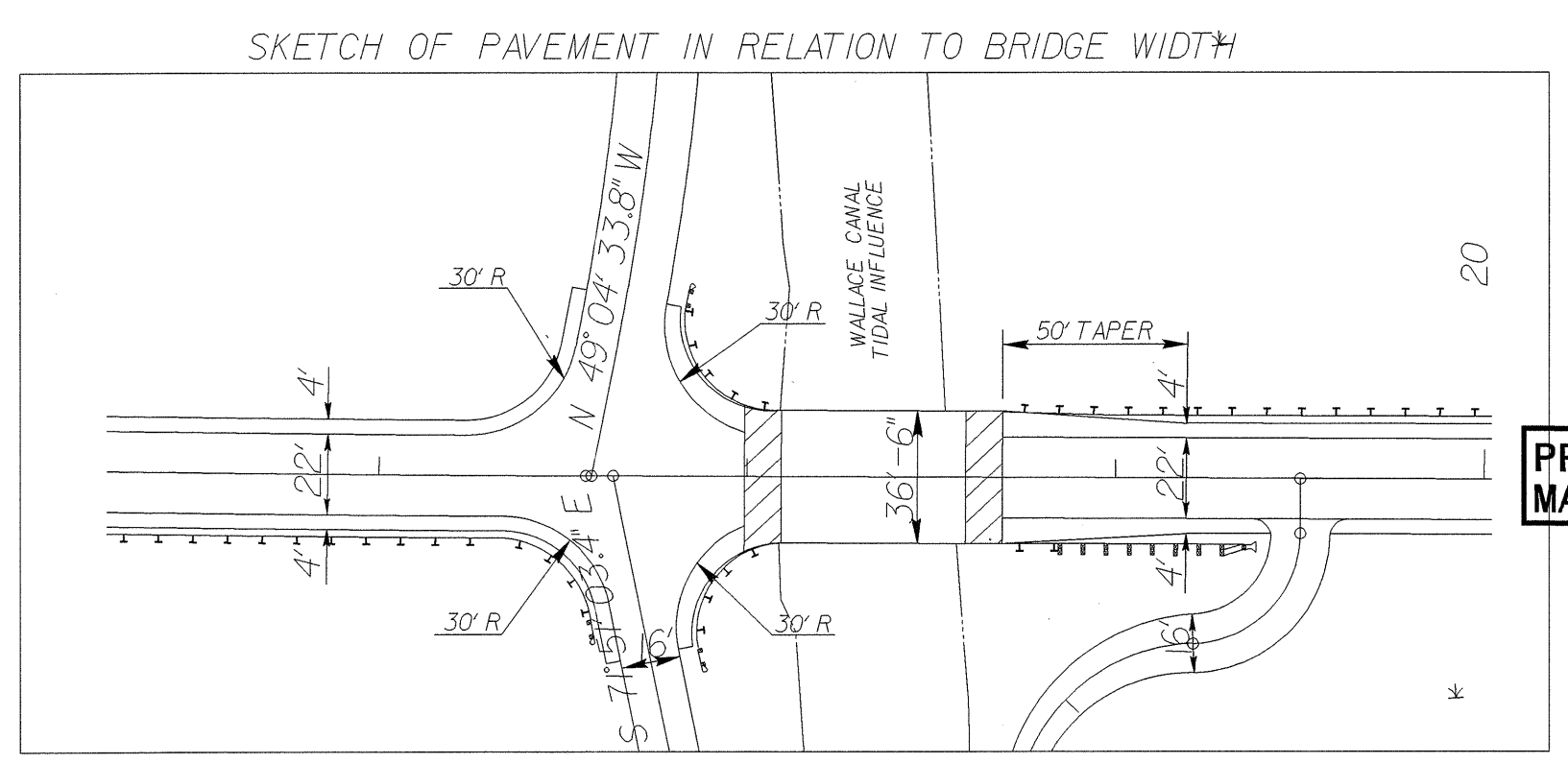
05-MAY-2004 16:42
R:\Utilities\psh\dgn
C:\Users\psh\Documents\Projects\B-3348\04_UC2-ut_psh.dgn

PROJECT REFERENCE NO.	SHEET NO.
B-3348	UC-2
DESIGNED BY: KAK	
DRAWN BY: KAK	
CHECKED BY: CDB	
APPROVED BY: CDB	
REVISED:	
NORTH CAROLINA DEPARTMENT OF TRANSPORTATION DESIGN SERVICES UNIT PHONE: (919) 250-4128 FAX: (919) 250-4119	
UTILITY CONSTRUCTION PLANS ONLY	



UTILITY CONSTRUCTION

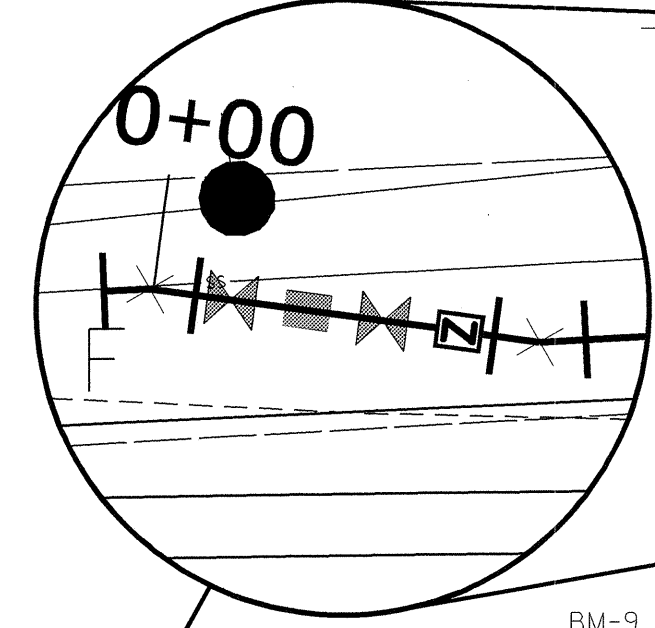
NOTE: SEE SHEET No.6 FOR -L- PROFILE
 NOTE: SEE SHEET No.7 FOR -Y- PROFILE
 NOTE: SEE SHEET No.7 FOR -YI- PROFILE
 NOTE: SEE SHEET No.7 FOR -DR- PROFILE
 NOTE: SEE SHEET S-I THRU S- FOR STRUCTURE PLANS



FROM STA. 10+70 TO 11+30 -Y- LT.

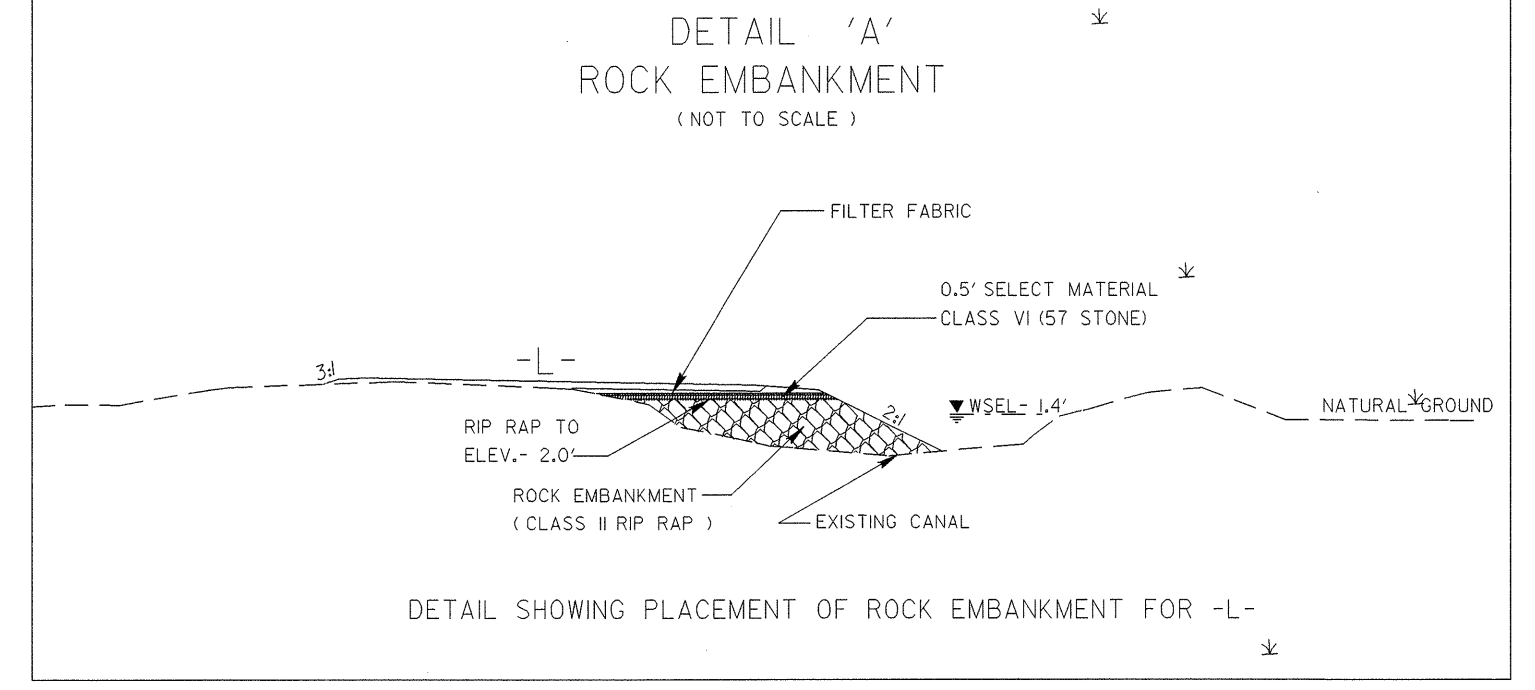
SEE IN-LINE CLEAN-OUT AND CHECK VALVE DETAIL NO.2, SHEET UC-5

- PROP. 1 - 10" x 6" TAPPING-SLEEVE, VALVE, AND VALVE BOX, 200# WP R = 30.00'
- PROP. 1 - 6" 11 1/4° DIRJ BEND
- PROP. 1 - 40.00' OF 6" DIRJ FM SEWER PIPE, PC 350
- PROP. 1 - 6" IN LINE CLEAN-OUT AND VAULT
- PROP. 1 - 6" IN LINE CHECK-VALVE AND VAULT
- PROP. 1 - 6" DIRJ PLUG



SEE IN-LINE CLEAN-OUT AND CHECK VALVE DETAIL NO.1, SHEET UC-5

- PROP. 2 - 8" 11 1/4° DIRJ BEND
- PROP. 2 - 8" GATE VALVE AND VALVE BOX, 200# WP
- PROP. 1 - 8" IN LINE CLEAN-OUT AND VAULT
- PROP. 1 - 8" IN LINE CHECK VALVE AND VAULT



FROM STA. 13+25 TO 17+50 -L- RT.

PROP. 40.00' OF 8" DIRJ FORCE MAIN SEWER PIPE, PC 350

CUT AND PLUG

CONNECT USING NECESSARY FITTINGS

EXIST. 8" PVC FORCE MAIN SEWER PIPE, SDR 21

MAKE CONNECTION AS DETAILED ON SHEET UC-5 (CONNECTOR ASSEMBLY DETAILS), STA. 0+40

ABANDON

ABANDON

ABANDON

ABANDON

PROP. 749.79' OF 10" HDPE FORCE MAIN SEWER PIPE (DIPS) SDR 9, 200# WP BY DIRCTIONAL BORE

SPECIAL SHOP CUT ANCHOR UNIT DIPS - DI PIPE SIZE

PROPERTY OWNERS

3 KENNETH W. PHIPPS
DB 146, PG. 746
PC-C, SL. 181

EASEMENT TO:
STATE OF NORTH CAROLINA
(NC WILDLIFE RESOURCES COMMISSION)
DB 78, PG. 145
POT Sta. 12+82.36 -YI-

BM-10 BRIDGE NAIL IN 18" PINE
ELEV. = 2.69'
320.8' RT OF -BL- 13+64.9

MATCH LINE SHEET UC-3