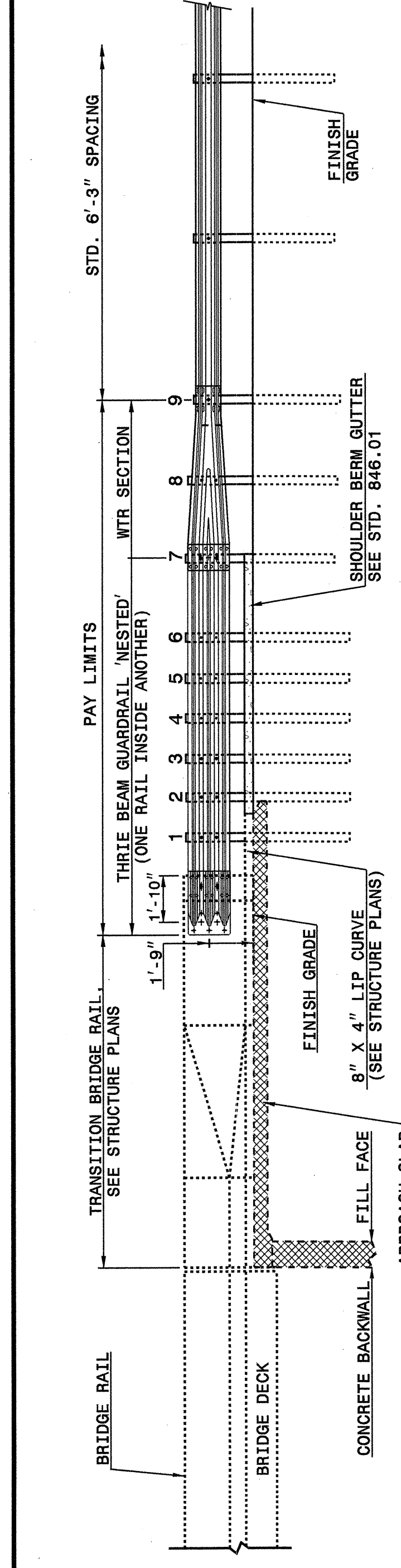


21-SEP-2005 09:34
 C:\Program Files\Autodesk\EngineeringTools\Std\stds\Special Details\english\862d03\0862d03.dgn
 ericward AT P-3348

STATE OF NORTH CAROLINA
DEPT. OF TRANSPORTATION
DIVISION OF HIGHWAYS
RALEIGH, N.C.

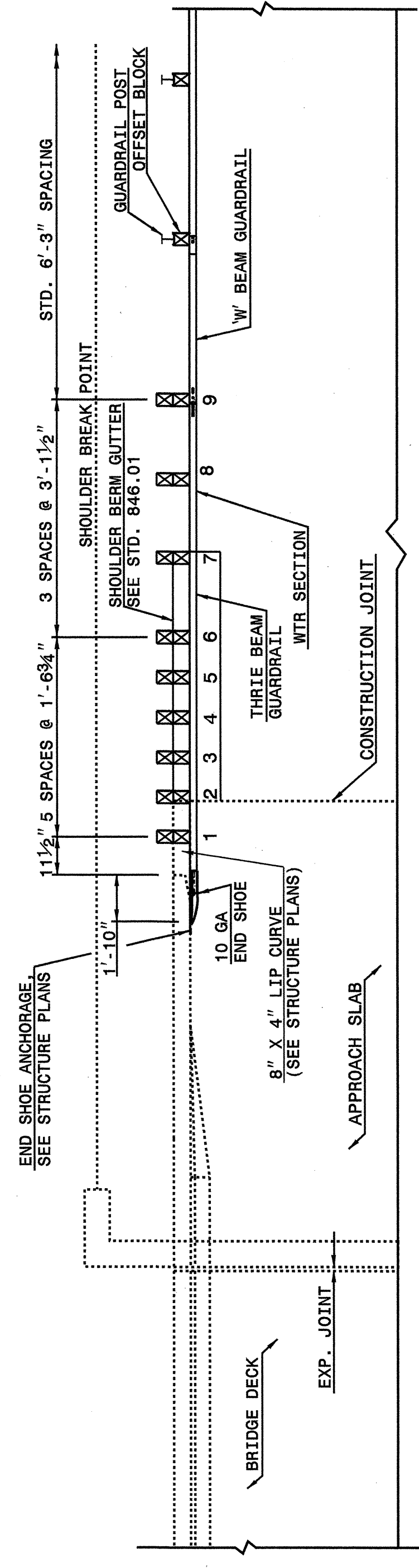
ENGLISH DETAIL DRAWING FOR
STRUCTURE ANCHOR UNITS
GUARDRAIL ANCHOR UNIT, TYPE III FOR ATTACHMENT TO
RAIL ON APPROACH SLAB (15' MINIMUM LENGTH APPROACH SLAB)

SHEET 3 OF 6
862D03



ELEVATION

NOTE:
 -SHOULDER BERM GUTTER MUST BE INSTALLED TO THE LIMITS 8" X 4" LIP CURB IS SHOWN IF ANCHOR UNIT IS NOT ADJACENT TO AN APPROACH SLAB.
 -MEASURE GUARDRAIL HEIGHT FROM THE TOP OF ADJACENT SURFACE (SHOULDER, BERM, OR GUTTER).
 -LAP JOINTS IN THE DIRECTION OF TRAFFIC FLOW.
 -SEE SHEET 5 FOR POST SECTIONS 1 THRU 9.



PLAN VIEW

**GUARDRAIL ANCHOR UNIT, TYPE III FOR ATTACHMENT TO
RAIL ON APPROACH SLAB (15' MINIMUM LENGTH APPROACH SLAB)**

STATE OF NORTH CAROLINA
DEPT. OF TRANSPORTATION
DIVISION OF HIGHWAYS
RALEIGH, N.C.

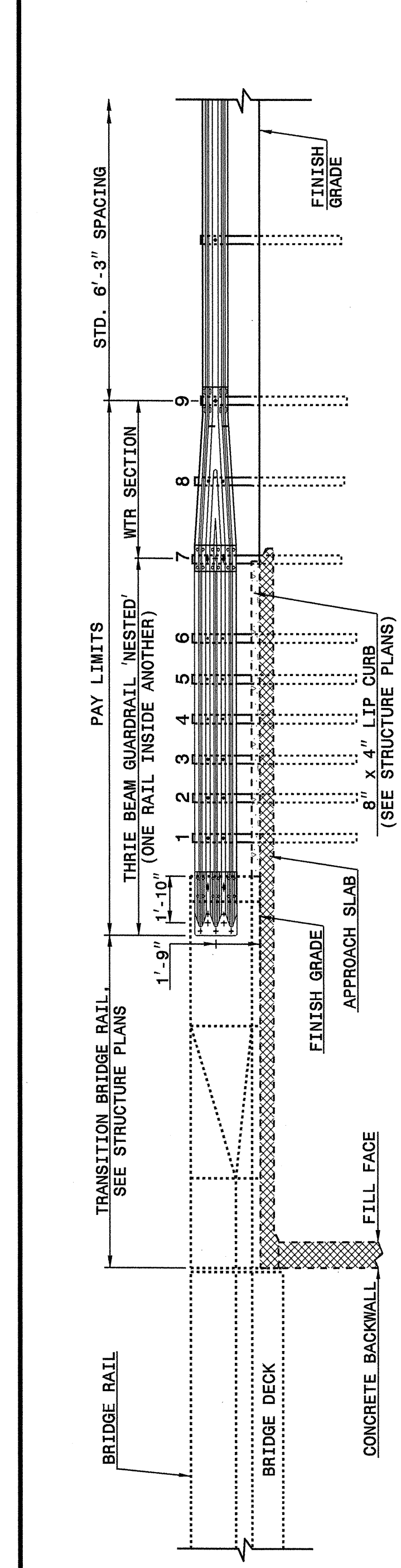
ENGLISH DETAIL DRAWING FOR
STRUCTURE ANCHOR UNITS
GUARDRAIL ANCHOR UNIT, TYPE III FOR ATTACHMENT TO
RAIL ON APPROACH SLAB (15' MINIMUM LENGTH APPROACH SLAB)

SHEET 3 OF 6
862D03

STATE OF NORTH CAROLINA
DEPT. OF TRANSPORTATION
DIVISION OF HIGHWAYS
RALEIGH, N.C.

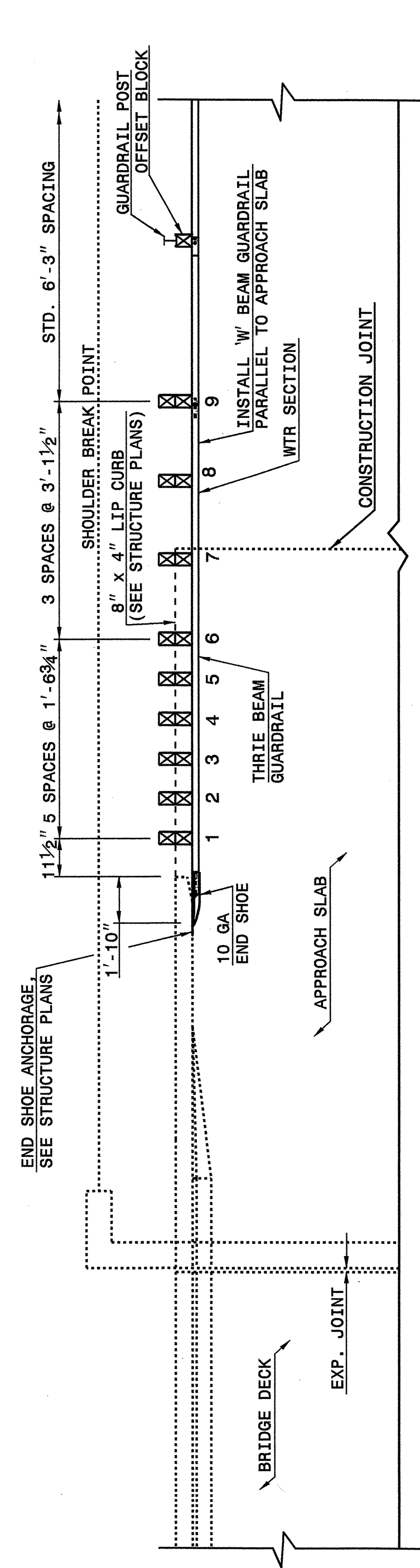
ENGLISH DETAIL DRAWING FOR
STRUCTURE ANCHOR UNITS
GUARDRAIL ANCHOR UNIT, TYPE III FOR ATTACHMENT TO
RAIL ON APPROACH SLAB (25' MINIMUM LENGTH APPROACH SLAB)

SHEET 4 OF 6
862D03



ELEVATION

NOTE:
 -SHOULDER BERM GUTTER MUST BE INSTALLED TO THE LIMITS 8" X 4" LIP CURB IS SHOWN IF ANCHOR UNIT IS NOT ADJACENT TO AN APPROACH SLAB.
 -MEASURE GUARDRAIL HEIGHT FROM THE TOP OF ADJACENT SURFACE (SHOULDER, BERM, OR GUTTER).
 -LAP JOINTS IN THE DIRECTION OF TRAFFIC FLOW.
 -SEE SHEET 5 FOR POST SECTIONS 1 THRU 9.



PLAN VIEW

**GUARDRAIL ANCHOR UNIT, TYPE III FOR ATTACHMENT TO
RAIL ON APPROACH SLAB (25' MINIMUM LENGTH APPROACH SLAB)**

STATE OF NORTH CAROLINA
DEPT. OF TRANSPORTATION
DIVISION OF HIGHWAYS
RALEIGH, N.C.

ENGLISH DETAIL DRAWING FOR
STRUCTURE ANCHOR UNITS
GUARDRAIL ANCHOR UNIT, TYPE III FOR ATTACHMENT TO
RAIL ON APPROACH SLAB (25' MINIMUM LENGTH APPROACH SLAB)

SHEET 4 OF 6
862D03



**PROJECT SERVICES UNIT
STANDARDS AND SPECIAL DESIGN**
Office 919-250-4128 FAX 919-250-4119

SEE PLATE FOR TITLE

ORIGINAL BY: 2002 STANDARDS DATE: 01-15-02
 MODIFIED BY: E.E. WARD DATE: 09-14-05
 CHECKED BY: Eric Ward DATE: 9/21/05
 FILE SPEC.: stds/02stdstodetails/english/862d03.dgn