

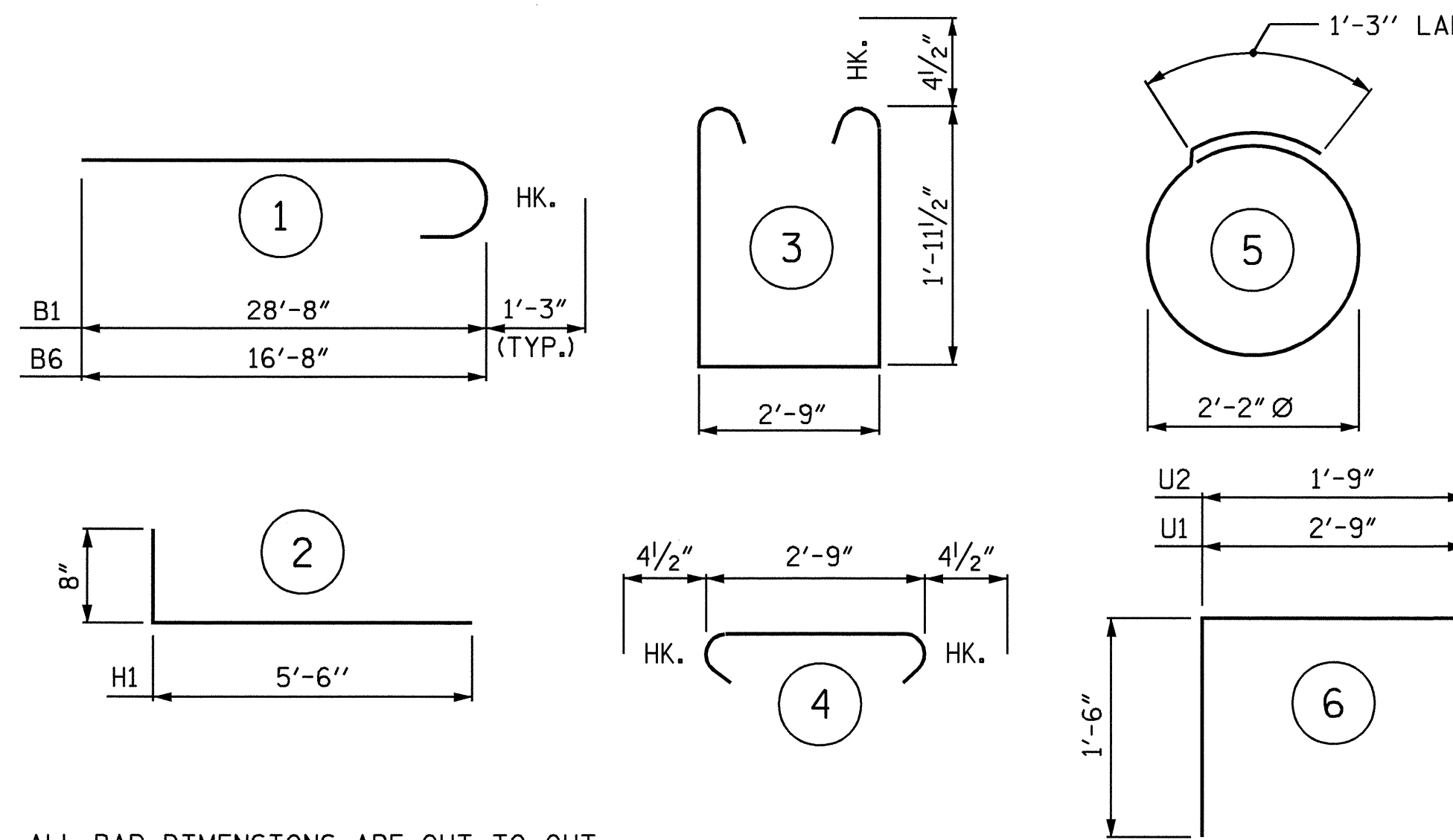
BAGGED STONE AND PIPE SHALL BE PLACED IMMEDIATELY AFTER COMPLETION OF END BENT EXCAVATION. PIPE MAY BE EITHER CONCRETE, CORRUGATED STEEL, CORRUGATED ALUMINUM ALLOY, OR CORRUGATED PLASTIC. PERFORATED PIPE WILL NOT BE ALLOWED.

BAGGED STONE SHALL REMAIN IN PLACE UNTIL THE ENGINEER DIRECTS THAT IT BE REMOVED. THE CONTRACTOR SHALL REMOVE AND DISPOSE OF SILT ACCUMULATIONS AT BAGGED STONE WHEN SO DIRECTED BY THE ENGINEER. BAGS SHALL BE REMOVED AND REPLACED WHENEVER THE ENGINEER DETERMINES THAT THEY HAVE DETERIORATED AND LOST THEIR EFFECTIVENESS.

NO SEPARATE PAYMENT WILL BE MADE FOR THIS WORK AND THE ENTIRE COST OF THIS WORK SHALL BE INCLUDED IN THE UNIT CONTRACT PRICE BID FOR THE SEVERAL PAY ITEMS.

TEMPORARY DRAINAGE AT END BENT

BAR TYPES



ALL BAR DIMENSIONS ARE OUT TO OUT.

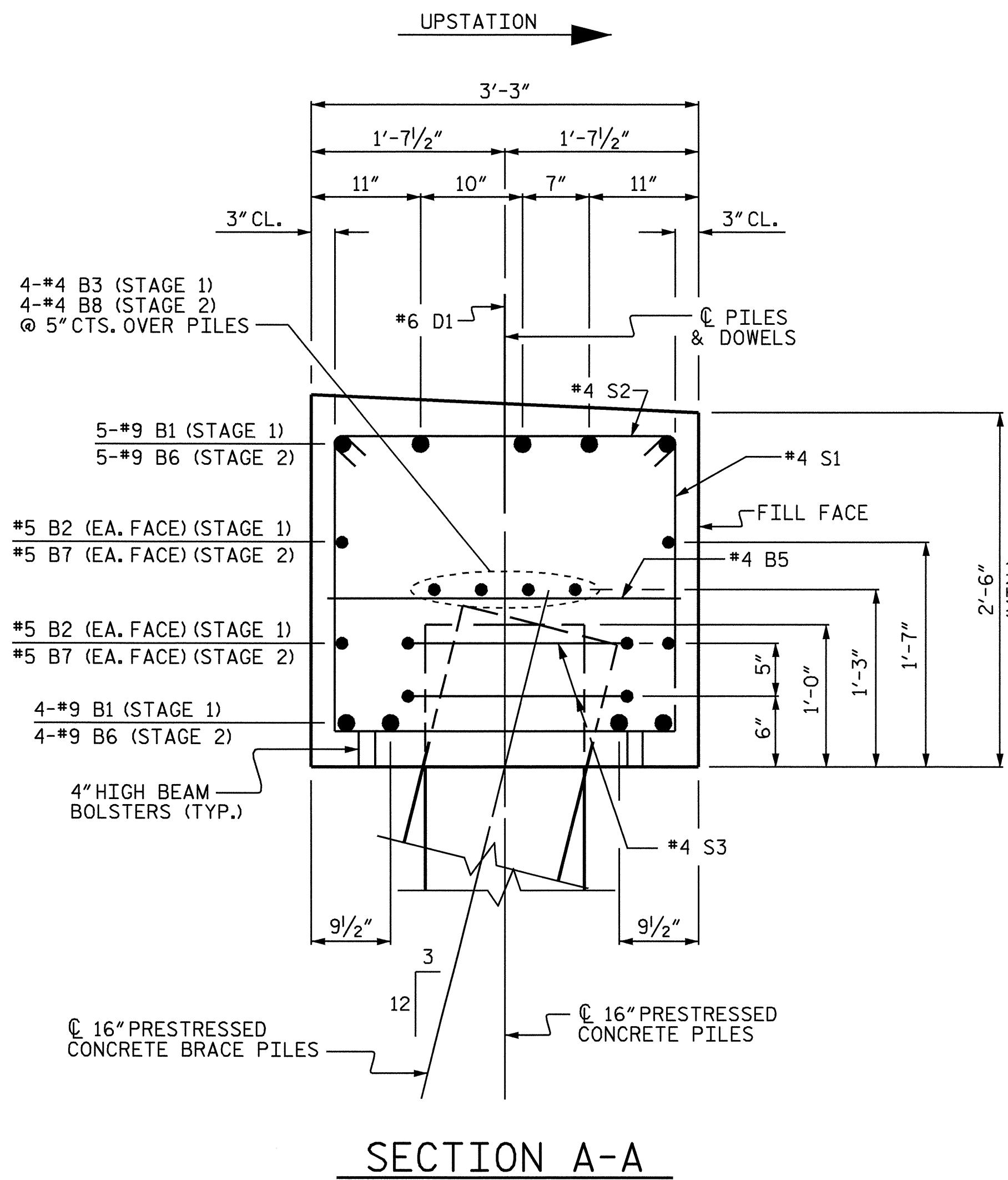
BILL OF MATERIAL

END BENT No. 2

STAGE 1						STAGE 2					
BAR	No.	SIZE	TYPE	LENGTH	WEIGHT	BAR	No.	SIZE	TYPE	LENGTH	WEIGHT
B1	9	9	1	29'-11"	915	B5	4	4	STR	2'-9"	7
B2	4	5	STR	27'-9"	116	B6	9	9	1	17'-11"	548
B3	4	4	STR	27'-9"	74	B7	4	5	STR	17'-9"	74
B4	5	4	STR	18'-4"	61	B8	4	4	STR	17'-9"	47
B5	7	4	STR	2'-9"	13	B9	5	4	STR	8'-3"	28
D1	16	6	STR	1'-6"	36	D1	10	6	STR	1'-6"	23
H1	12	4	2	6'-2"	49	H1	12	4	2	6'-2"	49
K1	6	4	STR	2'-11"	12	K1	6	4	STR	2'-11"	12
S1	22	4	3	7'-5"	109	S1	15	4	3	7'-5"	74
S2	22	4	4	3'-6"	51	S2	15	4	4	3'-6"	35
S3	12	4	5	8'-1"	65	S3	8	4	5	8'-1"	43
U1	12	4	6	5'-9"	46	U1	6	4	6	5'-9"	23
U2	2	4	6	4'-9"	6	U2	2	4	6	4'-9"	6
V1	20	4	STR	4'-5"	59	V1	20	4	STR	4'-5"	59
EPOXY COATED REINFORCING STEEL					1,612 LBS.	EPOXY COATED REINFORCING STEEL					1,028 LBS.
CLASS AA CONCRETE BREAKDOWN						CLASS AA CONCRETE BREAKDOWN					
POUR #1 CAP & BOTT. OF WING W2				8.9 C.Y.	POUR #1 CAP & BOTT. OF WING W1				6.0 C.Y.		
POUR #2 TOP OF WING W2				0.9 C.Y.	POUR #2 TOP OF WING W1				0.9 C.Y.		
POUR #3 LATERAL GUIDE				0.1 C.Y.	POUR #3 LATERAL GUIDE				0.1 C.Y.		
TOTAL CLASS AA CONCRETE				9.9 C.Y.	TOTAL CLASS AA CONCRETE				7.0 C.Y.		
16" PRESTRESSED CONCRETE PILES						16" PRESTRESSED CONCRETE PILES					
No. = 6 LIN. FT. = 270.0						No. = 4 LIN. FT. = 180.0					


TOTAL QUANTITIES (END BENT No. 2)

ITEM	STAGE 1	STAGE 2	TOTAL
EPOXY COATED REINFORCING STEEL	1,612 LBS.	1,028 LBS.	2,640 LBS.
CLASS AA CONCRETE	9.9 C.Y.	7.0 C.Y.	16.9 C.Y.
16" PRESTRESSED CONCRETE PILES	No. <u>6</u> LIN. FT. <u>270.0</u>	No. <u>4</u> LIN. FT. <u>180.0</u>	No. <u>10</u> LIN. FT. <u>450.0</u>



DRAWN BY : P.C. BREWER DATE : 2/11/04
CHECKED BY : S.B. WILLIAMS DATE : 2/24/04

22-FEB-2005 09:25
E:\squad\vb3348\str2\pbrewer\Microstation\B3348.sd.EB2.02.dgn
pbrewer



PROJECT NO. B-3348
HYDE COUNTY
STATION: 22+85.00 -L-

SHEET 4 OF 4

STATE OF NORTH CAROLINA
DEPARTMENT OF TRANSPORTATION
RALEIGH

SUBSTRUCTURE
END BENT No. 2

REVISIONS						SHEET NO.
NO.	BY:	DATE:	NO.	BY:	DATE:	S-72
1			3			TOTAL SHEETS
2			4			76