

NOTES

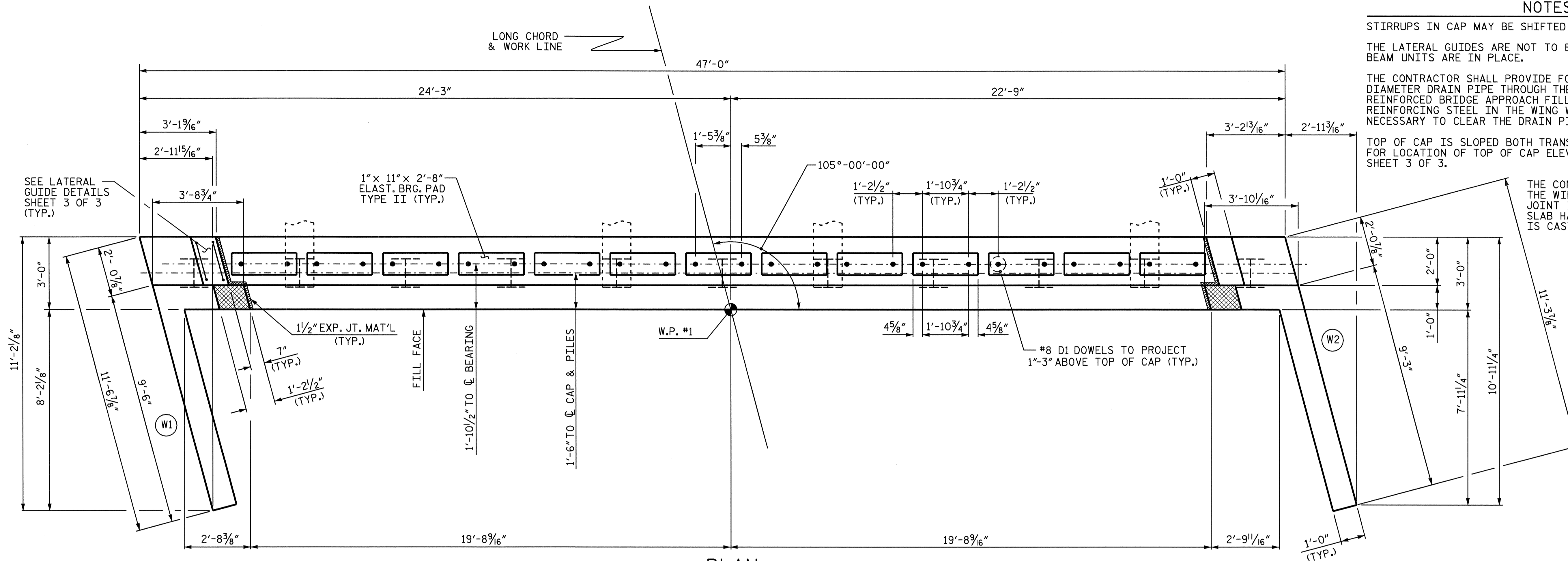
STIRRUPS IN CAP MAY BE SHIFTED TO CLEAR DOWELS.

THE LATERAL GUIDES ARE NOT TO BE POURED UNTIL AFTER BOX BEAM UNITS ARE IN PLACE.

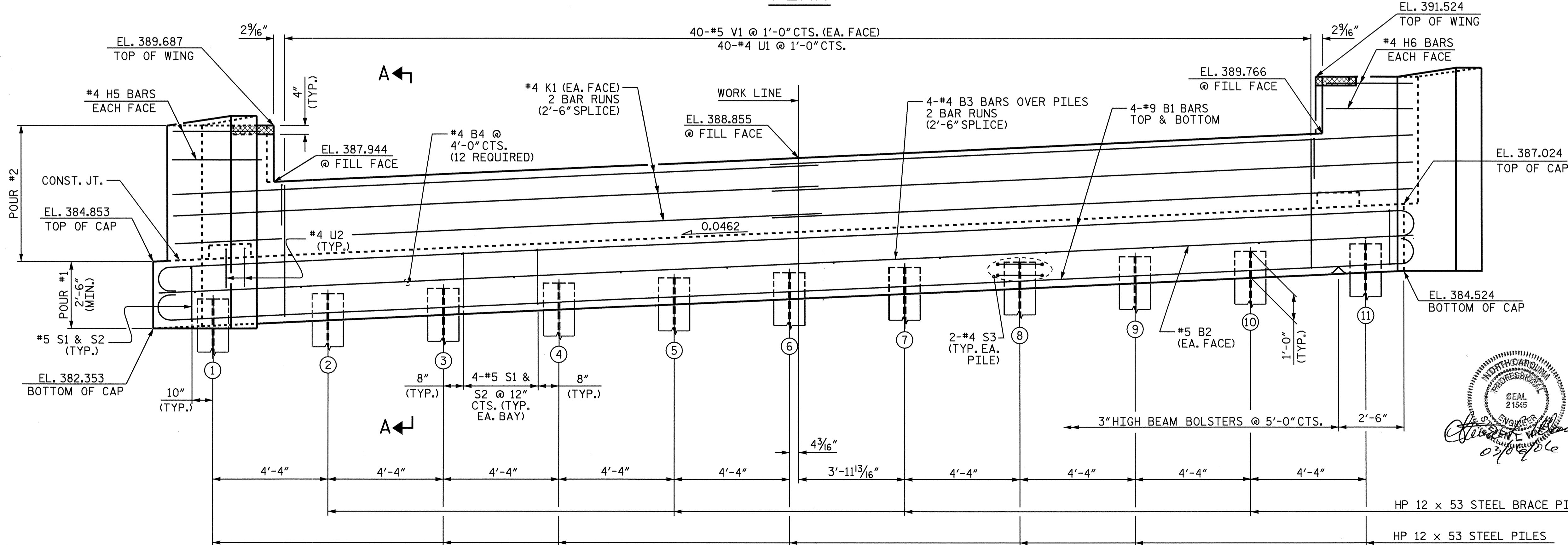
THE CONTRACTOR SHALL PROVIDE FOR INSTALLATION OF THE 4" DIAMETER DRAIN PIPE THROUGH THE WING WALL AS REQUIRED FOR REINFORCED BRIDGE APPROACH FILLS, SEE THE ROADWAY PLANS. REINFORCING STEEL IN THE WING WALL MAY BE SHIFTED AS NECESSARY TO CLEAR THE DRAIN PIPE.

TOP OF CAP IS SLOPED BOTH TRANSVERSELY AND LONGITUDINALLY. FOR LOCATION OF TOP OF CAP ELEVATIONS, SEE SECTION A-A SHEET 3 OF 3.

THE CONCRETE IN THE SHADED AREA OF THE WING SHALL BE POURED AFTER THE JOINT IN THE DECK AND THE APPROACH SLAB HAS BEEN SAWED AND THE PARAPET IS CAST IF SLIP FORMING IS USED.



PLAN




ELEVATION

PILE #	TOP OF PILE ELEV.
1	383.457
2	383.657
3	383.857
4	384.057
5	384.257
6	384.457
7	384.657
8	384.857
9	385.057
10	385.258
11	385.458

PROJECT NO. B-4110
 DURHAM COUNTY
 STATION: 17+41.66 -L-

SHEET 1 OF 3



STATE OF NORTH CAROLINA
 DEPARTMENT OF TRANSPORTATION
 RALEIGH

SUBSTRUCTURE
 END BENT 1

REVISIONS						SHEET NO.	
NO.	BY:	DATE:	NO.	BY:	DATE:	S-17	
1			3			TOTAL SHEETS 27	
2			4				

DRAWN BY: SWANcPE DATE: 10/05
 CHECKED BY: M.A. ALLEN DATE: 12/05