

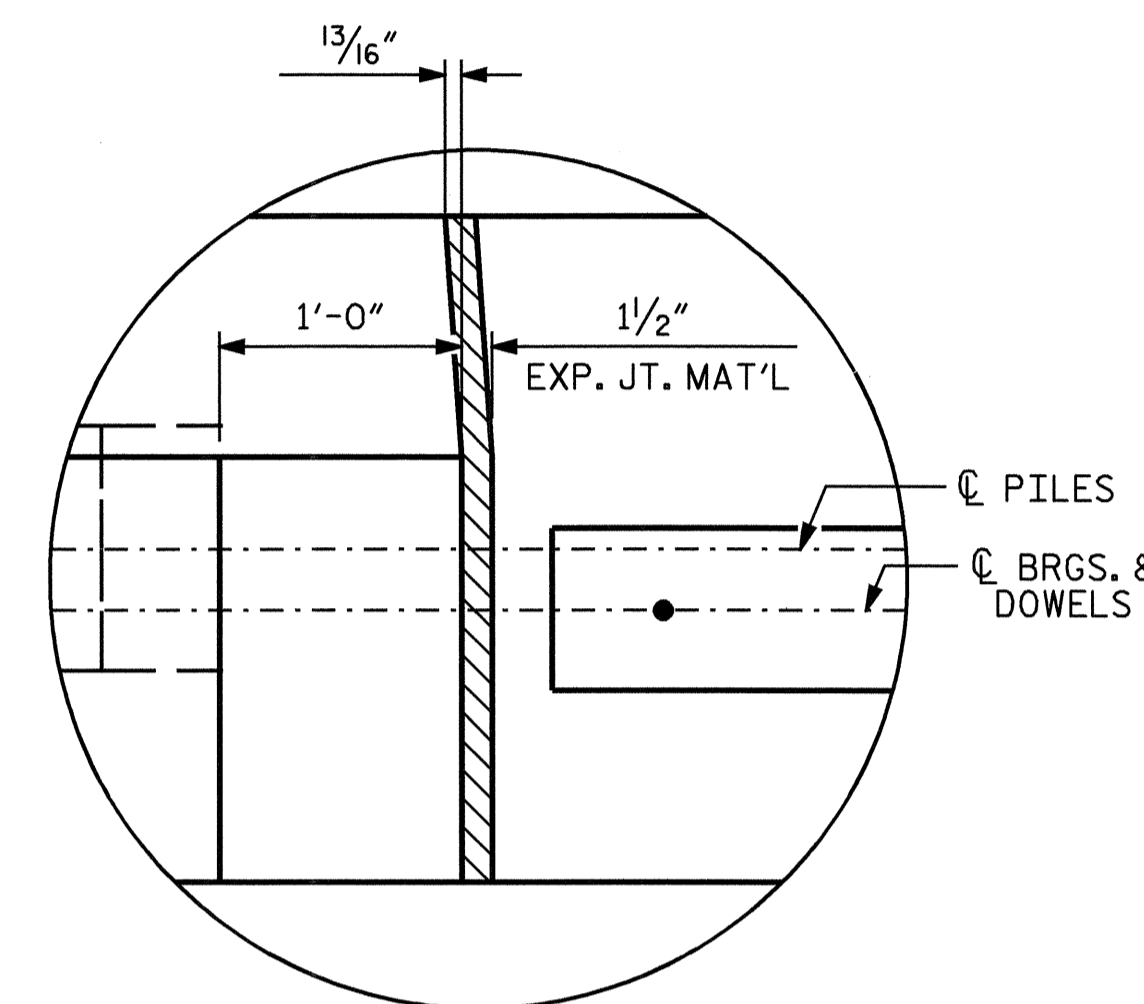
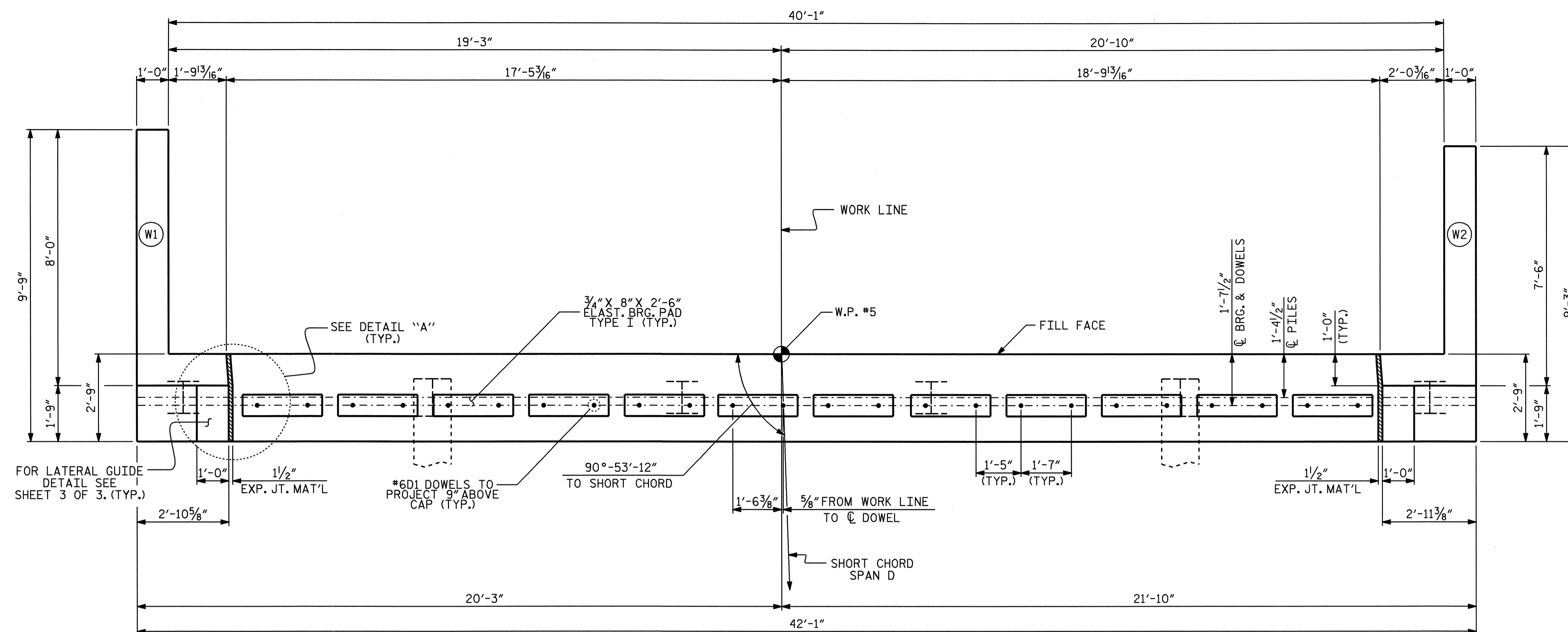
NOTES

STIRRUPS IN CAP MAY BE SHIFTED AS NECESSARY TO CLEAR DOWELS.

THE CONTRACTOR SHALL PROVIDE FOR INSTALLATION OF THE 4" DIAMETER DRAIN PIPE THROUGH THE WING WALL AS REQUIRED FOR REINFORCED BRIDGE APPROACH FILLS. SEE THE ROADWAY PLANS. REINFORCING STEEL IN THE WING WALL MAY BE SHIFTED AS NECESSARY TO CLEAR THE DRAIN PIPE.

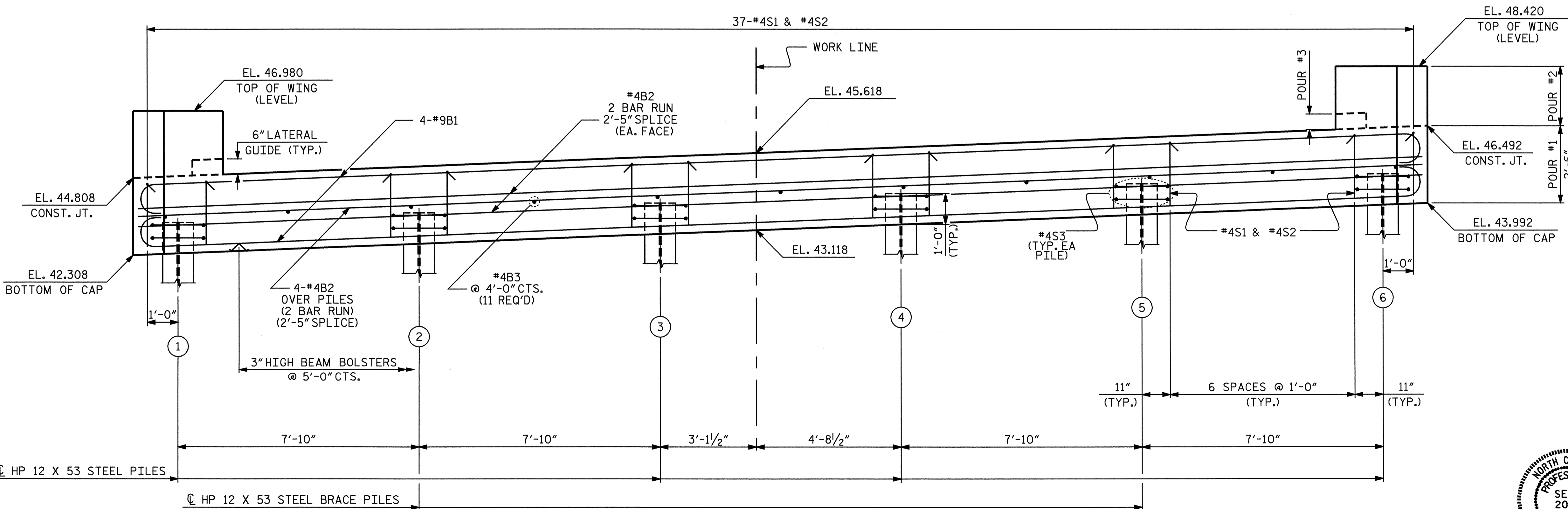
THE LATERAL GUIDE AT EACH END OF THE CAP IS NOT TO BE POURED UNTIL AFTER CORED SLAB UNITS ARE IN PLACE.

FOR CONSTRUCTION OF SUBSTRUCTURE, SEE SPECIAL PROVISIONS.



PLAN

DETAIL "A"



TOP OF PILE ELEVATIONS	
PILE NO.	ELEVATIONS
1	43.366
2	43.680
3	43.993
4	44.306
5	44.620
6	44.933

PROJECT NO. B-4027
BERTIE COUNTY
 STATION: 18+50.00-L-

SHEET 1 OF 3

STATE OF NORTH CAROLINA
 DEPARTMENT OF TRANSPORTATION
 RALEIGH

**SUBSTRUCTURE
 END BENT #2**

REVISIONS						SHEET NO.
NO.	BY:	DATE:	NO.	BY:	DATE:	S-16
1			3			TOTAL SHEETS
2			4			23



DRAWN BY: S.H. SOCKWELL DATE: 7/7/05
 CHECKED BY: J.P. ADAMS DATE: 7/14/05

07-FEB-2006 06:34
 G:\Structures\B4027\Final\B-4027.sd.ebts.01.dgn
 klayne