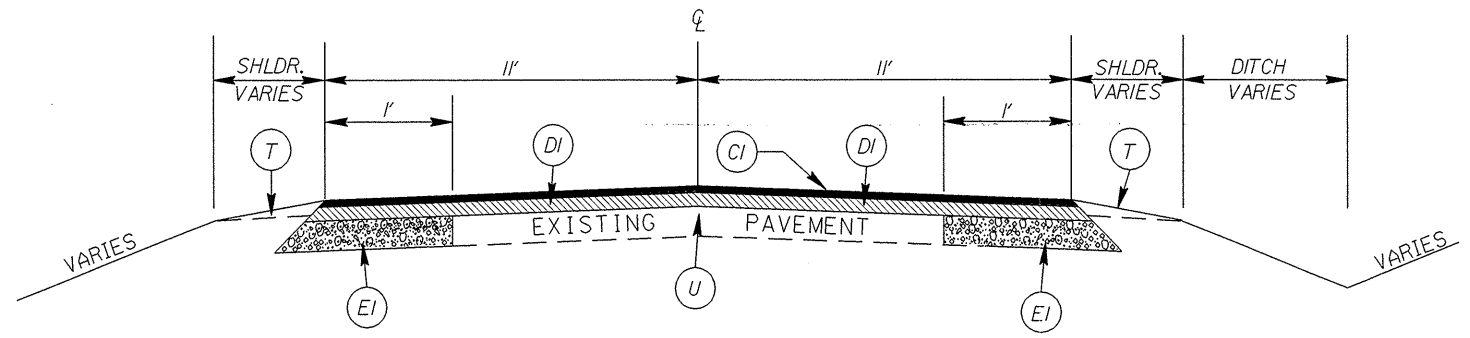
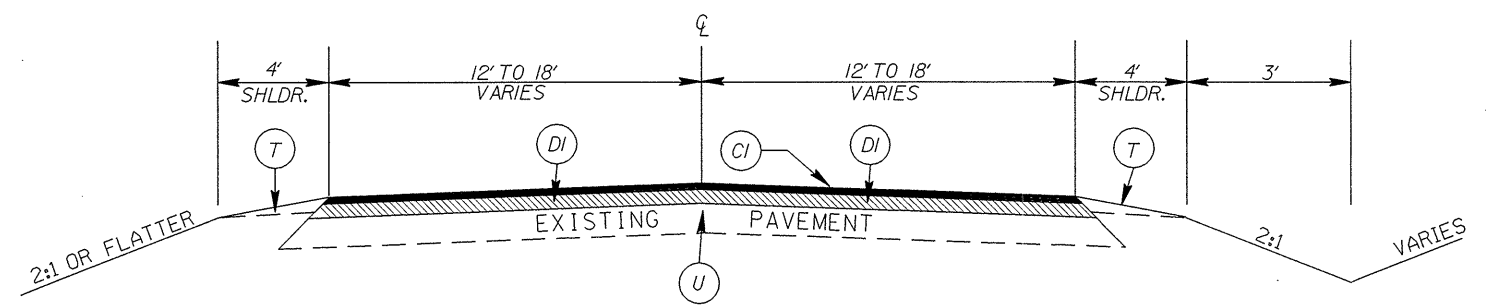


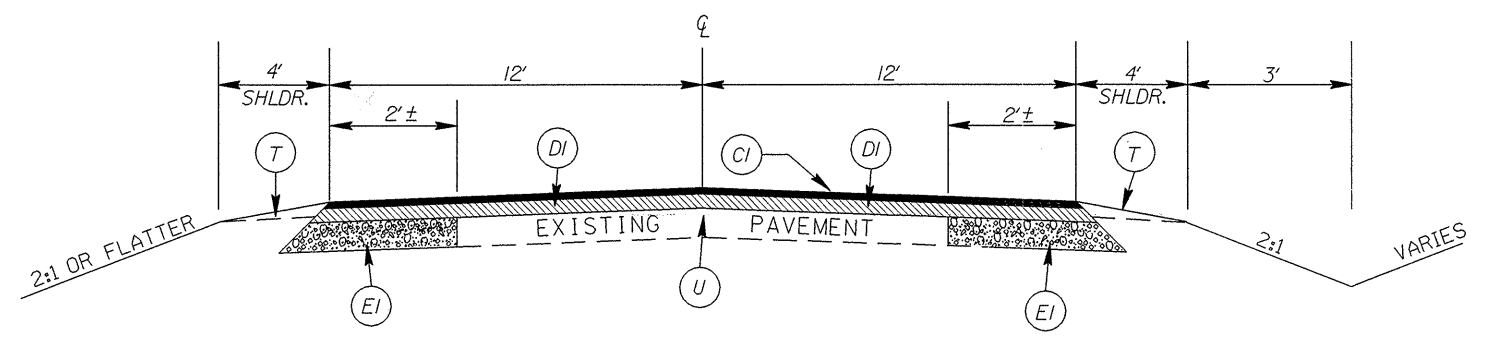
STATE	PROJECT NO.	SHEET NO.	TOTAL SHEETS
N.C.	MA 10151R	5	13
F.A. PROJECT NO.			



TYPICAL SECTION NO. 3
 ENVIRONMENTALLY SENSITIVE AREA
 STA. 162+00 TO 182+00



TYPICAL SECTION NO. 2
 TURN LANES



TYPICAL SECTION NO. 1
 STA. 24+50 TO 57+48 -L-
 STA. 62+10 TO 162+00 -L-
 STA. 182+00 TO US 601 -L-

PAVEMENT SCHEDULE

(C1)	PROP. APPROX. 1.5" ASPHALT CONC. SURFACE COURSE, TYPE S9.5C, AT AN AVERAGE RATE OF 168 LBS. PER SQ. YD.
(D1)	PROP. APPROX. 2.5" ASPHALT CONC. INTERMEDIATE COURSE, TYPE I19.0C, AT AN AVERAGE RATE OF 285 LBS. PER SQ. YD.
(E1)	PROP. APPROX. 6" ASPHALT CONC. BASE COURSE, TYPE B25.0C, AT AN AVERAGE RATE OF 342 LBS. PER SQ. YD. IN EACH OF TWO LAYERS.
(E2)	PROP. VAR. DEPTH ASPHALT CONCRETE BASE COURSE, TYPE B25.0C, AT AN AVERAGE RATE OF 114 LBS. PER SQ. YD. PER 1" DEPTH. TO BE PLACED IN LAYERS NOT LESS THAN 3" IN DEPTH OR GREATER THAN 5.5" IN DEPTH.
(T)	EARTH MATERIAL
(X1)	PROFILE MILLING 0"-1.5"
(U)	EXISTING PAVEMENT

NOTE: THE EXISTING WIDTH OF LAWYERS RD. VARIES. IT IS THE INTENT OF THIS CONTRACT TO WIDEN THE ROADWAY TO A UNIFORM 24' EXCEPT FROM APPROX. STA. 162+00 TO APPROX. STA. 182+00. THIS AREA IS TO BE WIDENED 1' EACH SIDE AND THE EXISTING SHOULDER AND DITCH IS TO REMAIN AS IS.

TURN LANES AT US601 AND AT MILL GROVE RD. ARE TO BE CONSTRUCTED BY NCDOT MAINTENANCE FORCES. ALL TURN LANES ARE TO BE OVERLAID WITH 2.5" OF INTERMEDIATE COURSE AND 1.5" OF SURFACE COURSE. SHOULDER CONSTRUCTION WILL BE REQUIRED AT THIS LOCATION AND IS TO BE INCLUDED IN THE LUMP SUM BID PRICE FOR GRADING.

THERE WILL BE A GRADE CHANGE NEAR REDWOOD DR. (STA 57+48 ± TO STA 62+10 ±). THE PAVEMENT IS TO BE WIDENED TO A UNIFORM 24' WIDTH, BUT THE SIGHT DISTANCE IS TO BE IMPROVED BY FILLING IN A SAG VERTICAL CURVE WITH B25.0C PLANT MIX ASPHALT. THE FILL DEPTH WILL TAPER FROM 0' TO APPROX. 36" AND THEN BACK TO 0'. TRAFFIC IS TO BE MAINTAINED WHILE THIS WORK IS DONE. SEE ATTACHED PROFILE SHEET. SHOULDERS ARE TO BE CONSTRUCTED AS THE ASPHALT FILL IS BEING PLACED SUCH THAT THE DROPOFF FROM THE PAVEMENT TO THE SHOULDER DOES NOT EXCEED 2". THIS SHOULDER CONSTRUCTION IS TO BE INCLUDED IN THE LUMP SUM BID PRICE FOR GRADING.

LAWYERS RD.
 IN UNION CO. (MA10151R)

SCALE	-NA-		REVISIONS
DATE	02/05		
DWG. BY	TWB		
DESIGN BY			
APPROVED			

C:\p1\work\10151r\10151r.dwg
 02/05/05 10:43 AM
 T:\Burl\lason