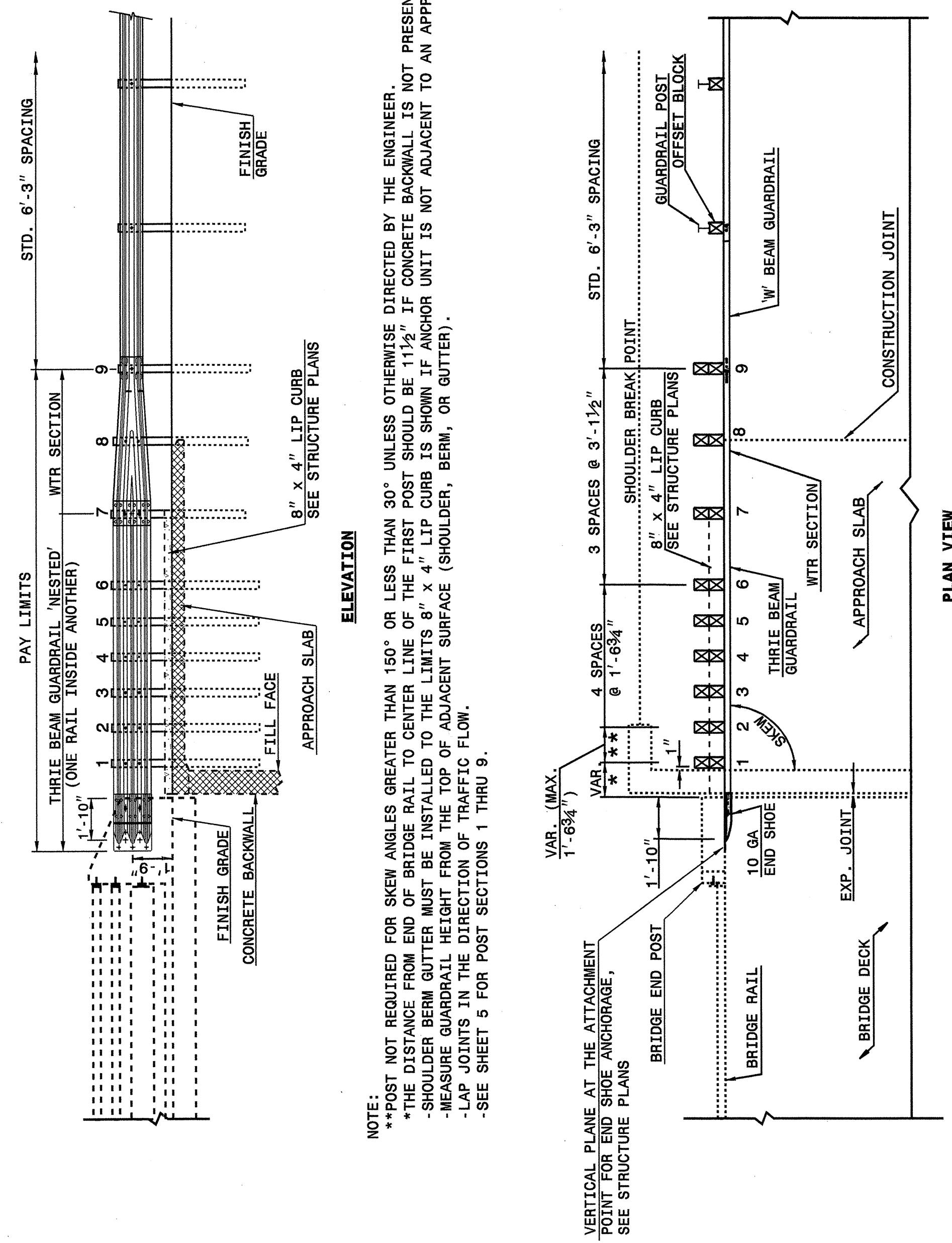


STATE OF NORTH CAROLINA  
DEPT. OF TRANSPORTATION  
DIVISION OF HIGHWAYS  
RALEIGH, N.C.

ENGLISH DETAIL DRAWING FOR  
**STRUCTURE ANCHOR UNITS**  
RAIL ON BRIDGE (15' MINIMUM LENGTH APPROACH SLAB)

SHEET 1 OF 6  
**862D03**



NOTE:  
 \*\*POST NOT REQUIRED FOR SKEW ANGLES GREATER THAN 150° OR LESS THAN 30° UNLESS OTHERWISE DIRECTED BY THE ENGINEER.  
 \*THE DISTANCE FROM END OF BRIDGE RAIL TO CENTER LINE OF THE FIRST POST SHOULD BE 11½" IF CONCRETE BACKWALL IS NOT PRESENT.  
 -SHOULDER BERM GUTTER MUST BE INSTALLED TO THE LIMITS 8" X 4" LIP CURB IS SHOWN IF ANCHOR UNIT IS NOT ADJACENT TO AN APPROACH SLAB.  
 -MEASURE GUARDRAIL HEIGHT FROM THE TOP OF ADJACENT SURFACE (SHOULDER, BERM, OR GUTTER).  
 -LAP JOINTS IN THE DIRECTION OF TRAFFIC FLOW.  
 -SEE SHEET 5 FOR POST SECTIONS 1 THRU 9.

**GUARDRAIL ANCHOR UNIT, TYPE III FOR ATTACHMENT TO RAIL ON BRIDGE (15' MINIMUM LENGTH APPROACH SLAB)**

STATE OF NORTH CAROLINA  
DEPT. OF TRANSPORTATION  
DIVISION OF HIGHWAYS  
RALEIGH, N.C.

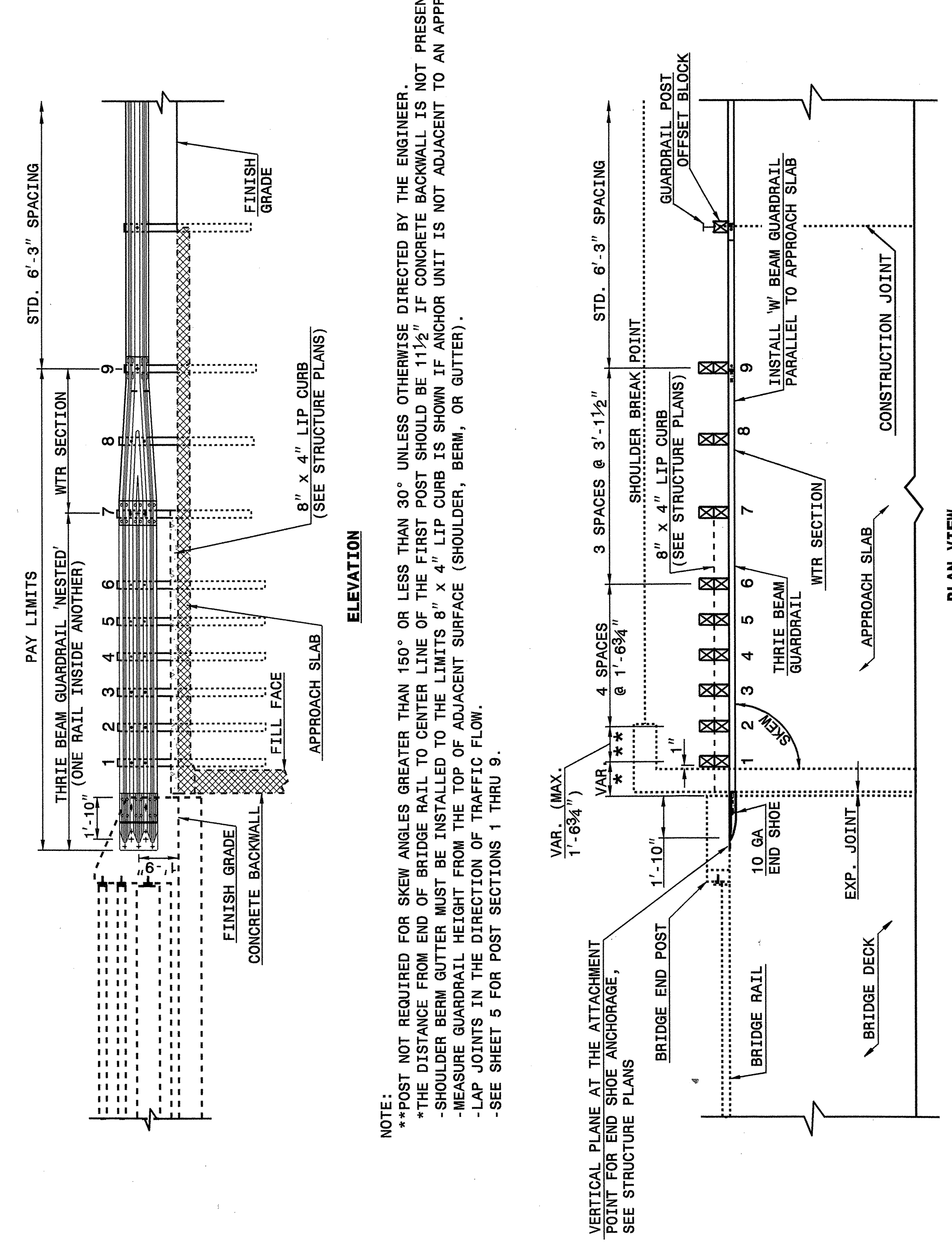
ENGLISH DETAIL DRAWING FOR  
**STRUCTURE ANCHOR UNITS**  
GUARDRAIL ANCHOR UNIT, TYPE III FOR ATTACHMENT TO RAIL ON BRIDGE (15' MINIMUM LENGTH APPROACH SLAB)

SHEET 1 OF 6  
**862D03**

STATE OF NORTH CAROLINA  
DEPT. OF TRANSPORTATION  
DIVISION OF HIGHWAYS  
RALEIGH, N.C.

ENGLISH DETAIL DRAWING FOR  
**STRUCTURE ANCHOR UNITS**  
RAIL ON BRIDGE (25' MINIMUM LENGTH APPROACH SLAB)

SHEET 2 OF 6  
**862D03**



NOTE:  
 \*\*POST NOT REQUIRED FOR SKEW ANGLES GREATER THAN 150° OR LESS THAN 30° UNLESS OTHERWISE DIRECTED BY THE ENGINEER.  
 \*THE DISTANCE FROM END OF BRIDGE RAIL TO CENTER LINE OF THE FIRST POST SHOULD BE 11½" IF CONCRETE BACKWALL IS NOT PRESENT.  
 -SHOULDER BERM GUTTER MUST BE INSTALLED TO THE LIMITS 8" X 4" LIP CURB IS SHOWN IF ANCHOR UNIT IS NOT ADJACENT TO AN APPROACH SLAB.  
 -MEASURE GUARDRAIL HEIGHT FROM THE TOP OF ADJACENT SURFACE (SHOULDER, BERM, OR GUTTER).  
 -LAP JOINTS IN THE DIRECTION OF TRAFFIC FLOW.  
 -SEE SHEET 5 FOR POST SECTIONS 1 THRU 9.

**GUARDRAIL ANCHOR UNIT, TYPE III FOR ATTACHMENT TO RAIL ON BRIDGE (25' MINIMUM LENGTH APPROACH SLAB)**

STATE OF NORTH CAROLINA  
DEPT. OF TRANSPORTATION  
DIVISION OF HIGHWAYS  
RALEIGH, N.C.


ENGLISH DETAIL DRAWING FOR  
**STRUCTURE ANCHOR UNITS**  
GUARDRAIL ANCHOR UNIT, TYPE III FOR ATTACHMENT TO RAIL ON BRIDGE (25' MINIMUM LENGTH APPROACH SLAB)

SHEET 2 OF 6  
**862D03**

PROJECT SERVICES UNIT  
STANDARDS AND SPECIAL DESIGN  
Office 919-250-4128 FAX 919-250-4119

**SEE PLATE FOR TITLE**

ORIGINAL BY: 2002 STANDARDS DATE: 01-15-02  
 MODIFIED BY: E.E. WARD DATE: 09-14-05  
 CHECKED BY: *Paul S. Hunt* DATE: 7/21/05  
 FILE SPEC.: stas/02stdstodetails/english/862d03.dgn



21-SEP-2005 09:34  
 S:\Contracts\2005\09\25\Special Details\Vericard\stds\02\_Std3 to Special Details/english\862d03\0862d03.dgn  
 ericard AT P522253