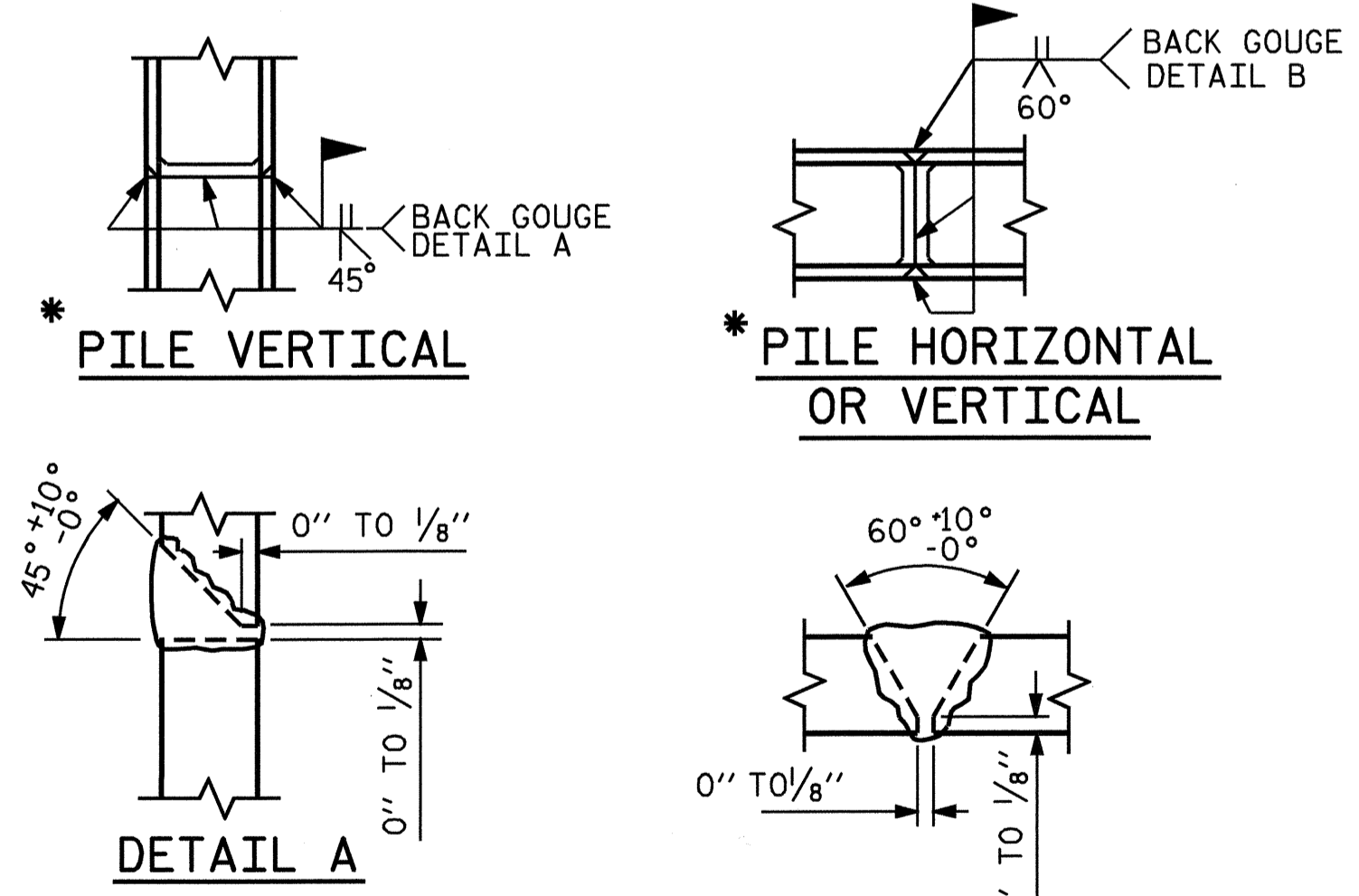
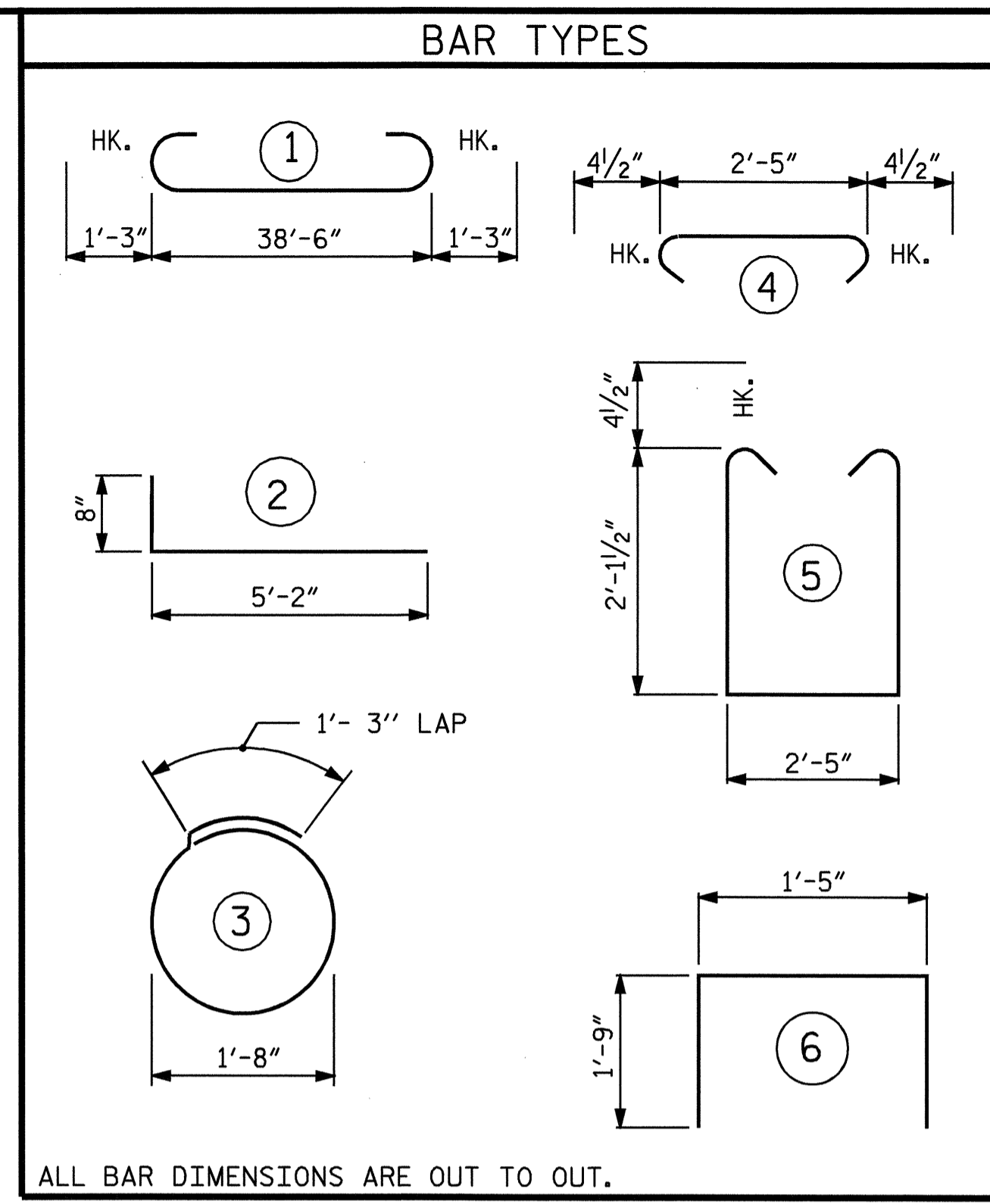


SECTION A-A



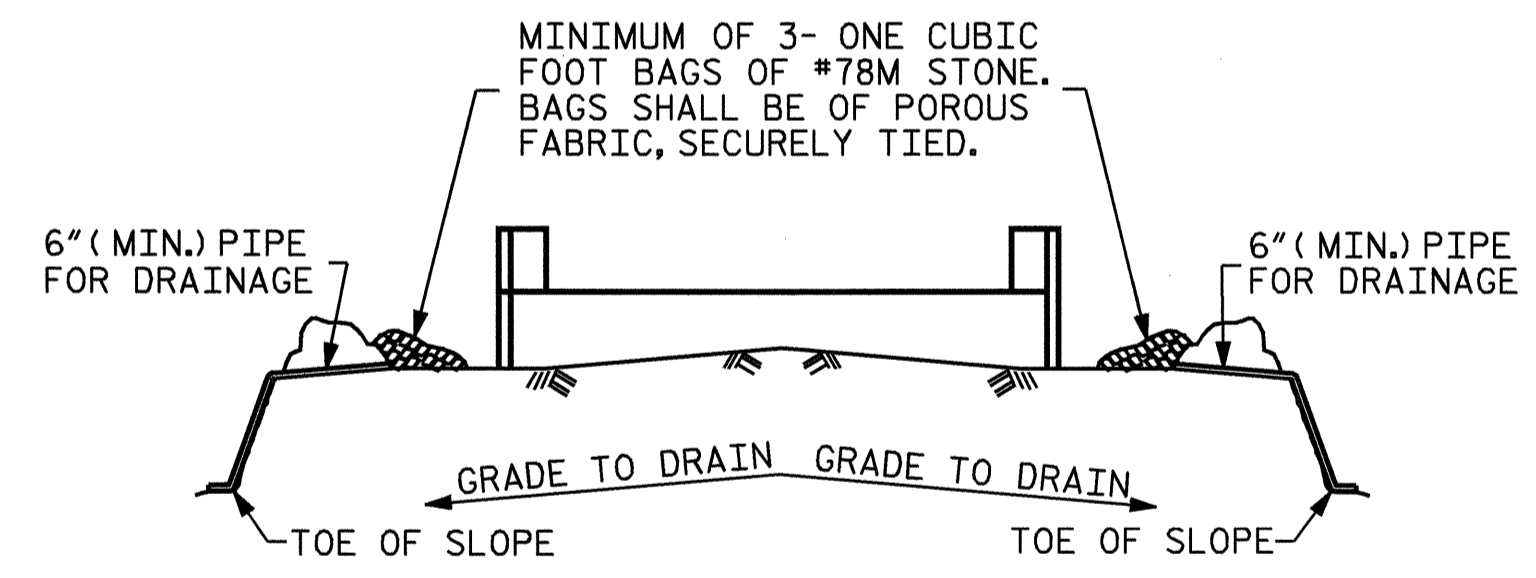
PILE SPLICE DETAILS
* POSITION OF PILE DURING WELDING.



ALL BAR DIMENSIONS ARE OUT TO OUT.

BILL OF MATERIAL					
END BENT #1					
BAR	NO.	SIZE	TYPE	LENGTH	WEIGHT
B1	8	#9		41'-0"	1115
B2	12	#4	STR	20'-6"	164
B3	10	#4	STR	2'-5"	16
D1	22	#6	STR	1'-6"	50
H1	24	#4	2	5'-10"	94
K1	12	#4	STR	2'-6"	20
S1	38	#4	5	7'-5"	188
S2	38	#4	4	3'-2"	80
S3	10	#4	3	6'-6"	43
U1	4	#4	6	4'-11"	13
V1	40	#4	STR	4'-7"	122
REINFORCING STEEL					LBS. 1905
CLASS A CONC. BREAKDOWN					
POUR 1 (CAP & LOWER WINGS)					C.Y. 10.8
POUR 2 (UPPER WINGS)					C.Y. 1.6
POUR 3 (LATERAL GUIDES)					C.Y. 0.1
TOTAL					C.Y. 12.5
HP 12X53 STEEL PILES					
NUMBER = 5					LIN. FT. = 260.0

SPLICE LENGTH CHART		
BAR	SIZE	SPLICE LENGTH
B2	#4	2'-5"



BAGGED STONE AND PIPE SHALL BE PLACED IMMEDIATELY AFTER COMPLETION OF END BENT EXCAVATION. PIPE MAY BE EITHER CONCRETE, CORRUGATED STEEL, CORRUGATED ALUMINUM ALLOY, OR CORRUGATED PLASTIC. PERFORATED PIPE WILL NOT BE ALLOWED.

BAGGED STONE SHALL REMAIN IN PLACE UNTIL THE ENGINEER DIRECTS THAT IT BE REMOVED. THE CONTRACTOR SHALL REMOVE AND DISPOSE OF SILT ACCUMULATIONS AT BAGGED STONE WHEN SO DIRECTED BY THE ENGINEER. BAGS SHALL BE REMOVED AND REPLACED WHENEVER THE ENGINEER DETERMINES THAT THEY HAVE DETERIORATED AND LOST THEIR EFFECTIVENESS.

NO SEPARATE PAYMENT WILL BE MADE FOR THIS WORK AND THE ENTIRE COST OF THIS WORK SHALL BE INCLUDED IN THE UNIT CONTRACT PRICE BID FOR THE SEVERAL PAY ITEMS.

TEMPORARY DRAINAGE AT END BENT

PROJECT NO. B-4152
HOKE COUNTY
STATION: 14+70.00 -L-
SHEET 3 OF 3

STATE OF NORTH CAROLINA DEPARTMENT OF TRANSPORTATION RALEIGH					
SUBSTRUCTURE END BENT #1					
REVISIONS					SHEET NO.
NO.	BY:	DATE:	NO.	BY:	DATE:
1			3		
2			4		
					TOTAL SHEETS 26

