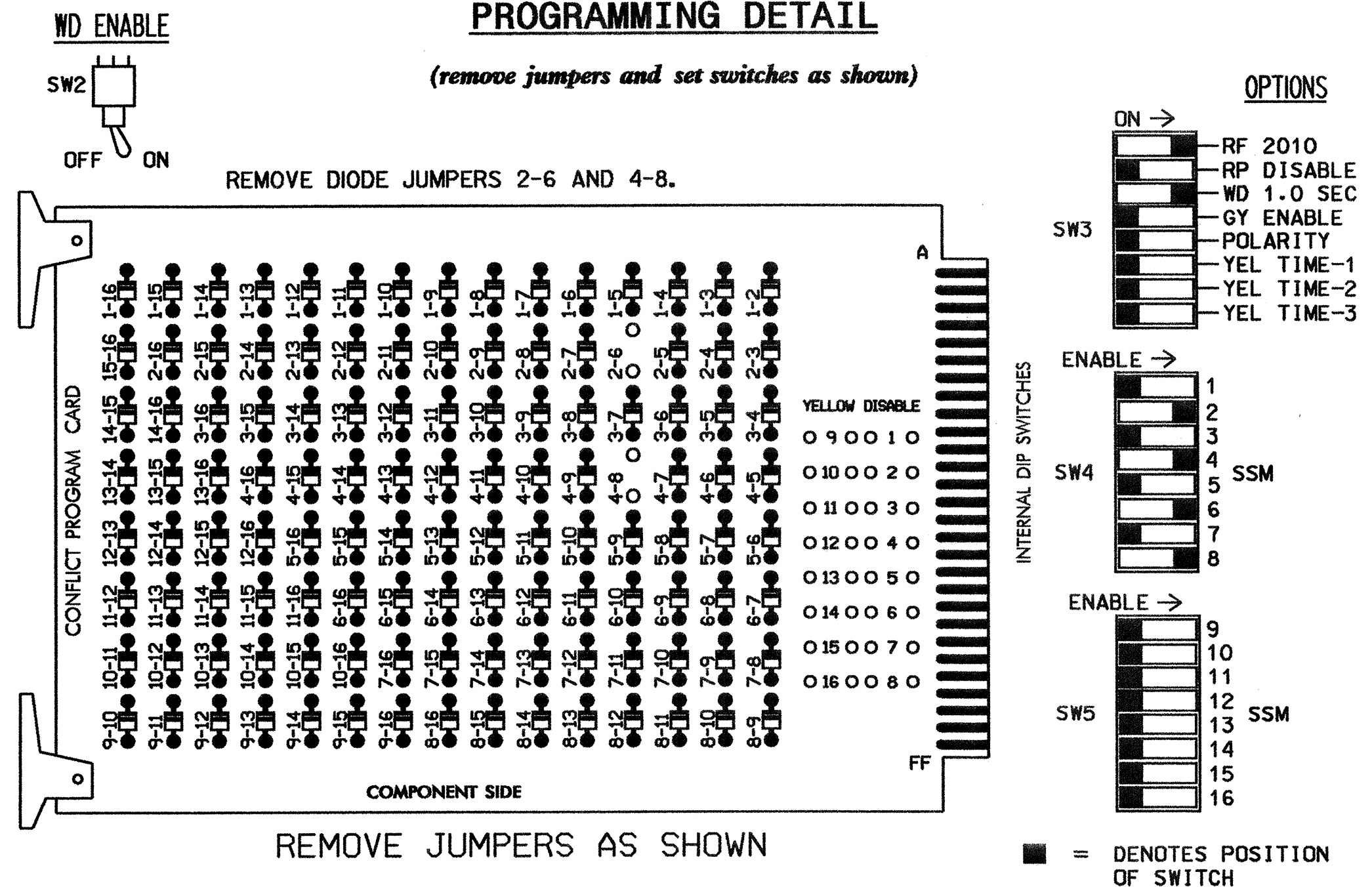


EDI MODEL 2010ECL CONFLICT MONITOR

PROGRAMMING DETAIL



- NOTES:
- CARD IS PROVIDED WITH ALL DIODE JUMPERS IN PLACE. REMOVAL OF ANY JUMPER ALLOWS ITS CHANNELS TO RUN CONCURRENTLY.
 - MAKE SURE JUMPERS SEL1-SEL5 ARE PRESENT ON THE MONITOR BOARD.

NOTES

- TO PREVENT "FLASH-CONFLICT" PROBLEMS, INSERT RED FLASH PROGRAM BLOCKS FOR ALL UNUSED VEHICLE LOAD SWITCHES IN THE OUTPUT FILE. THE INSTALLER SHALL VERIFY THAT SIGNAL HEADS FLASH IN ACCORDANCE WITH THE SIGNAL PLANS.
- ENSURE THAT RED ENABLE IS ACTIVE AT ALL TIMES DURING NORMAL OPERATION. TO PREVENT RED FAILURES ON UNUSED MONITOR CHANNELS, TIE UNUSED RED MONITOR INPUTS 1,3,5,7,9,10,11,12,13,14,15 & 16 TO LOAD SWITCH AC+ PER THE CABINET MANUFACTURER'S INSTRUCTIONS.
- PROGRAM CONTROLLER TO START UP IN PHASES 2 AND 6 GREEN.
- ENABLE SIMULTANEOUS GAP-OUT FEATURE, ON CONTROLLER UNIT, FOR ALL PHASES.
- PROGRAM PHASES 4 AND 8, ON CONTROLLER UNIT, FOR DUAL ENTRY.
- THE CABINET AND CONTROLLER ARE PART OF THE GASTONIA CITY SYSTEM.

EQUIPMENT INFORMATION

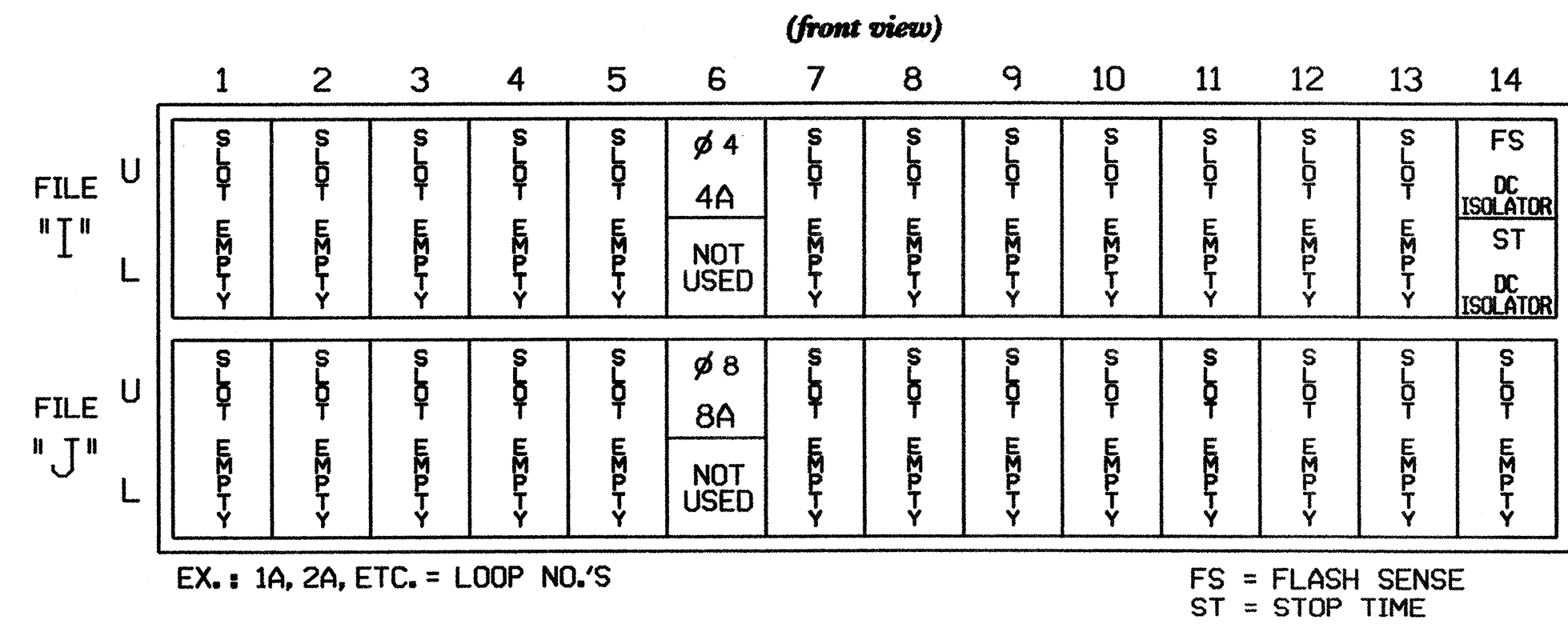
CONTROLLER.....CONTRACTOR SUPPLIED 207OL
 CABINETCONTRACTOR SUPPLIED 332
 SOFTWAREECONOLITE OASIS
 CABINET MOUNT.....BASE
 OUTPUT FILE POSITIONS...12
 LOAD SWITCHES USED.....S2,S4,S6,S8
 PHASES USED.....2,4,6,8
 OVERLAPS.....NONE

FIELD CONNECTION HOOK-UP CHART

LOAD SWITCH NO.	S1	S2	S2P	S3	S4	S4P	S5	S6	S6P	S7	S8	S8P
PHASE	1	2	2 PED	3	4	4 PED	5	6	6 PED	7	8	8 PED
SIGNAL HEAD NO.	NU	21,22	NU	NU	41,42	NU	NU	61,62	NU	NU	81,82	NU
GREEN		130			103			136			109	
YELLOW		129			102			135			108	
RED		128			101			134			107	
RED ARROW												
YELLOW ARROW												
GREEN ARROW												

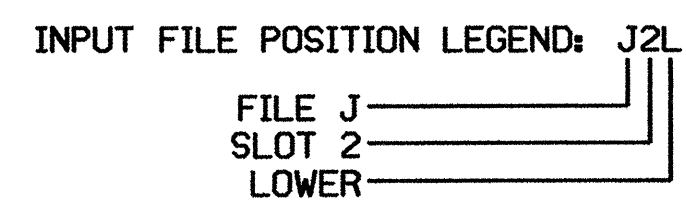
NU = NOT USED

INPUT FILE POSITION LAYOUT



INPUT FILE CONNECTION & PROGRAMMING CHART

LOOP NO.	LOOP TERMINAL	INPUT FILE POS.	PIN NO.	INPUT ASSIGNMENT NO.	DETECTOR NO.	NEMA PHASE	CALL	EXTEND	FULL TIME DELAY	STRETCH TIME	DELAY TIME
4A	TB4-9,10	I6U	41	3	4	4	Y	Y			10
8A	TB5-9,10	J6U	42	4	8	8	Y	Y			10



THIS ELECTRICAL DETAIL IS FOR THE SIGNAL DESIGN: 12-0059
 DESIGNED: NOVEMBER 2004
 SEALED: 12-09-04
 REVISED:

SIGNAL UPGRADE

ELECTRICAL AND PROGRAMMING DETAILS FOR:

Prepared in the Office of:

 222 N. McDowell St., Raleigh, NC 27603

SR 1339 (GASTON AVENUE) AT RANSOM STREET
 GASTON COUNTY GASTONIA

PLAN DATE: DECEMBER 2004 REVIEWED BY: T. J. J...
 PREPARED BY: JAMES PETERSON REVIEWED BY: T. J. J...

REVISIONS	INIT.	DATE

Sig. Inventory No. 12-0059