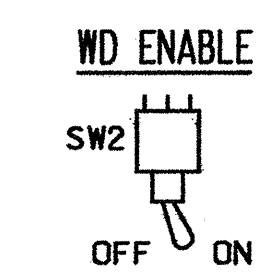
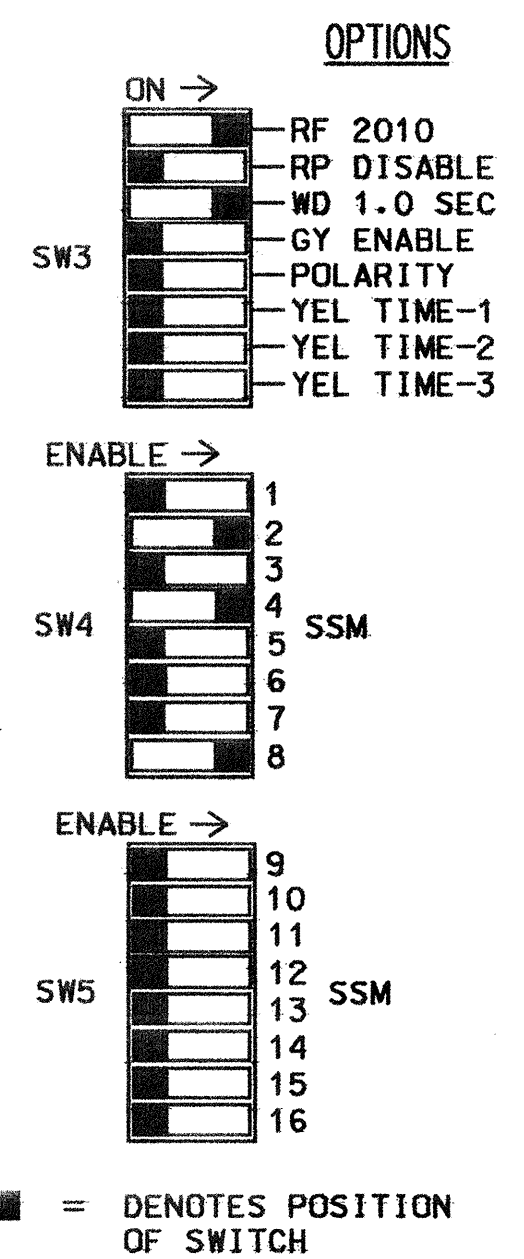



EDI MODEL 2010ECL CONFLICT MONITOR

PROGRAMMING DETAIL



(remove jumper and set switches as shown)



NOTES:

- CARD IS PROVIDED WITH ALL DIODE JUMPERS IN PLACE. REMOVAL OF ANY JUMPER ALLOWS ITS CHANNELS TO RUN CONCURRENTLY.
- MAKE SURE JUMPERS SEL1-SEL5 ARE PRESENT ON THE MONITOR BOARD.

NOTES

- TO PREVENT "FLASH-CONFLICT" PROBLEMS, INSERT RED FLASH PROGRAM BLOCKS FOR ALL UNUSED VEHICLE LOAD SWITCHES IN THE OUTPUT FILE. THE INSTALLER SHALL VERIFY THAT SIGNAL HEADS FLASH IN ACCORDANCE WITH THE SIGNAL PLANS.
- ENSURE THAT RED ENABLE IS ACTIVE AT ALL TIMES DURING NORMAL OPERATION. TO PREVENT RED FAILURES ON UNUSED MONITOR CHANNELS, TIE UNUSED RED MONITOR INPUTS 1,3,5,6,7,9,10,11,12,13,14,15 & 16 TO LOAD SWITCH AC+ PER THE CABINET MANUFACTURER'S INSTRUCTIONS.
- PROGRAM CONTROLLER TO START UP IN PHASE 2 GREEN.
- ENABLE SIMULTANEOUS GAP-OUT FEATURE, ON CONTROLLER UNIT, FOR ALL PHASES.
- THE CABINET AND CONTROLLER ARE PART OF THE GASTONIA CITY SYSTEM.

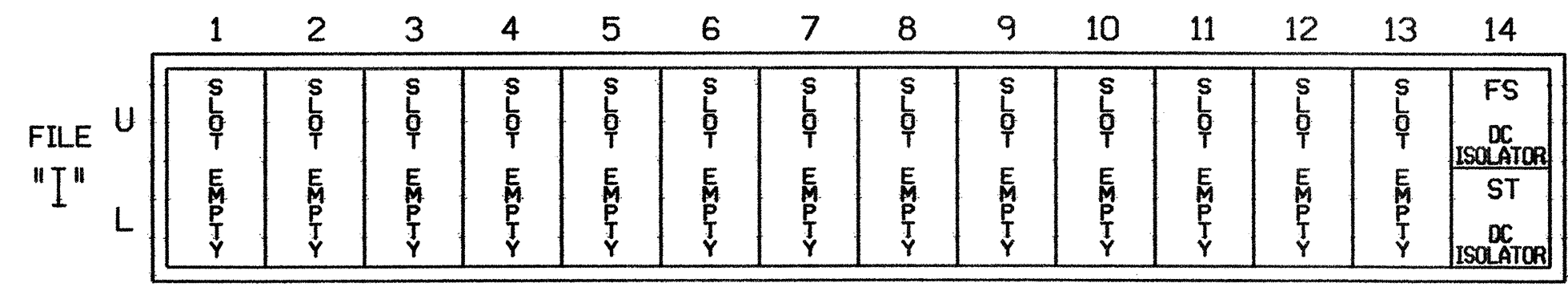
FIELD CONNECTION HOOK-UP CHART

LOAD SWITCH NO.	S1	S2	S2P	S3	S4	S4P	S5	S6	S6P	S7	S8	S8P
PHASE	1	2	2 PED	3	4	4 PED	5	6	6 PED	7	8	8 PED
SIGNAL HEAD NO.	NU	21,22	NU	NU	41,42	NU	NU	NU	NU	NU	81,82	NU
GREEN		130			103						109	
YELLOW		129			102						108	
RED		128			101						107	
RED ARROW												
YELLOW ARROW												
GREEN ARROW												

NU = NOT USED

INPUT FILE POSITION LAYOUT

(front view)



EX. : 1A, 2A, ETC. = LOOP NO.'S

FS = FLASH SENSE
ST = STOP TIME

EQUIPMENT INFORMATION

CONTROLLER.....CONTRACTOR SUPPLIED 2070L
 CABINET.....CONTRACTOR SUPPLIED 336
 SOFTWARE.....ECONOLITE OASIS
 CABINET MOUNT.....POLE
 OUTPUT FILE POSITIONS...12
 LOAD SWITCHES USED.....S2,S4,S8
 PHASES USED.....2,4,8
 OVERLAPS.....NONE

THIS ELECTRICAL DETAIL IS FOR THE SIGNAL DESIGN: 12-0073
 DESIGNED: OCTOBER 2004
 SEALED: 01/10/05
 REVISED:

SIGNAL UPGRADE

ELECTRICAL AND PROGRAMMING DETAILS FOR:

WEST SECOND STREET AT US 321 (SOUTH YORK STREET)

DIVISION 12 GASTON COUNTY GASTONIA

PLAN DATE: DECEMBER 2004 REVIEWED BY: T. J. J. J.

PREPARED BY: JAMES PETERSON REVIEWED BY:

REVISIONS INIT. DATE

222 N. McDowell St., Raleigh, NC 27603

SEAL NORTH CAROLINA PROFESSIONAL ENGINEER SEAL 022013 GEORGE C. BROWN

SIGNATURE DATE

SIG. INVENTORY NO. 12-0073