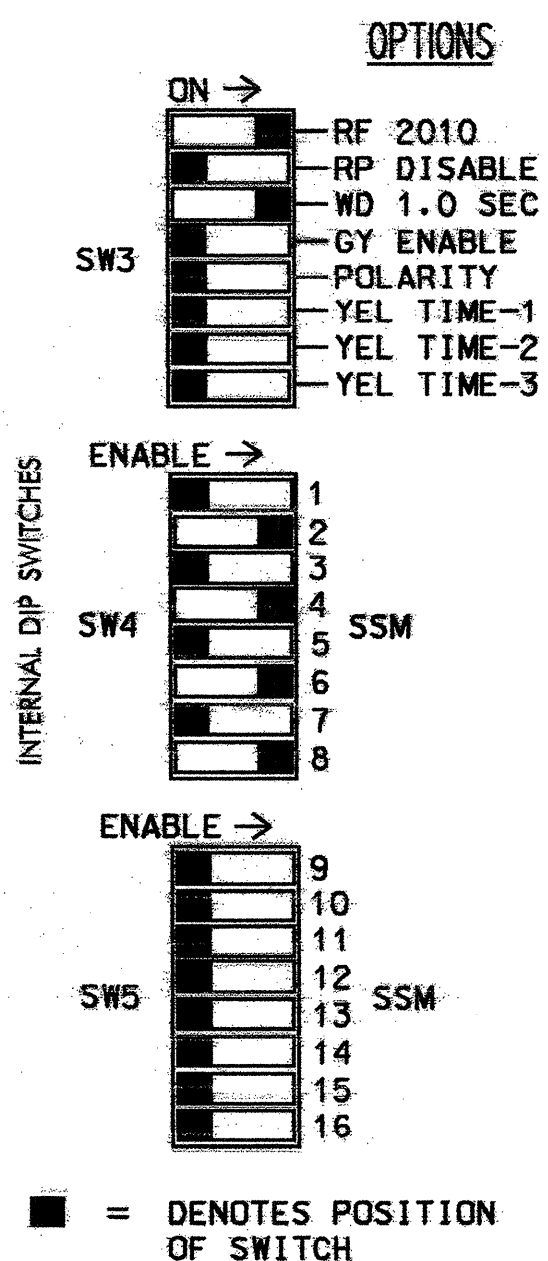
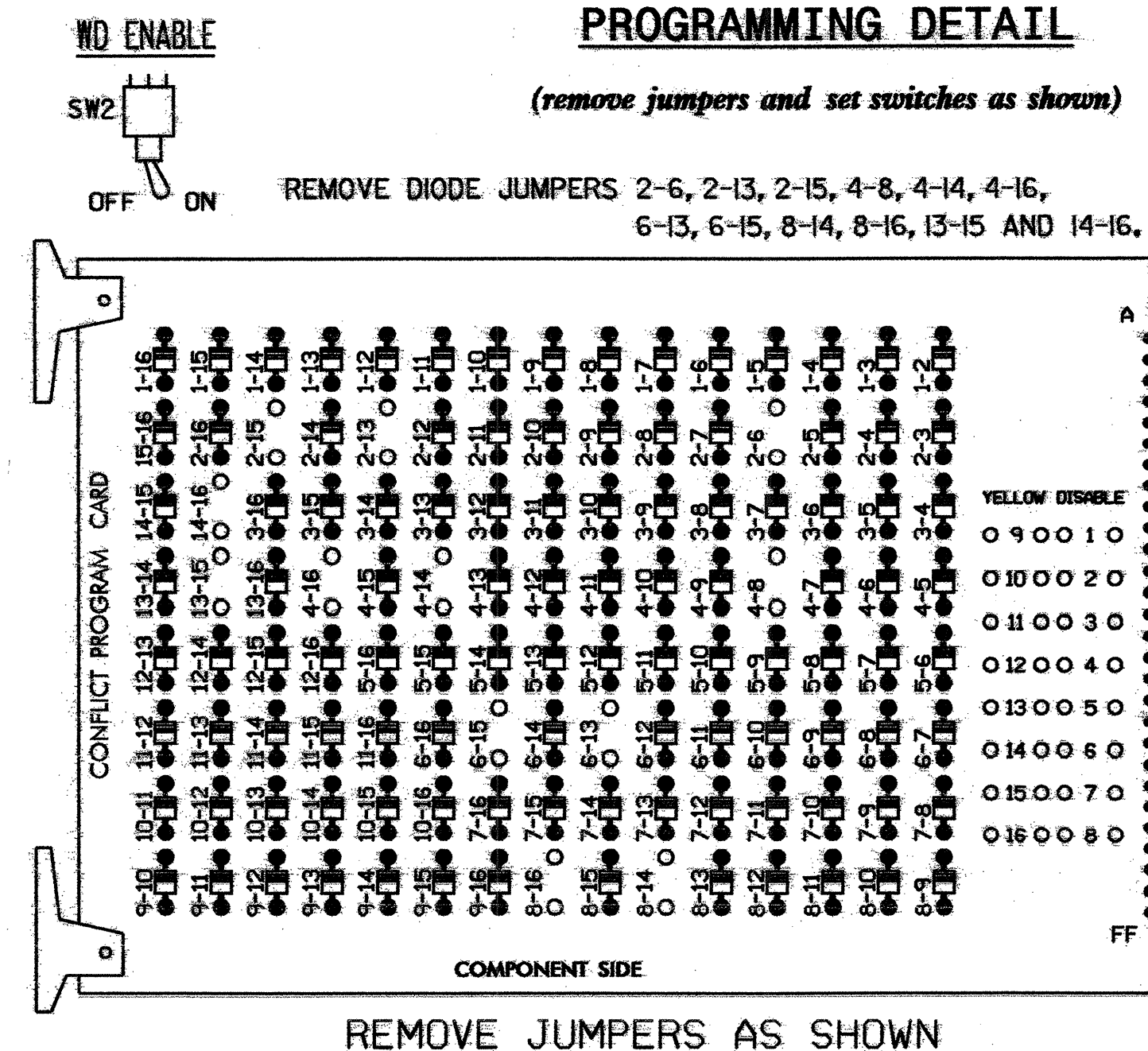


EDI MODEL 2010ECL CONFLICT MONITOR

PROGRAMMING DETAIL



NOTES:

- CARD IS PROVIDED WITH ALL DIODE JUMPERS IN PLACE. REMOVAL OF ANY JUMPER ALLOWS ITS CHANNELS TO RUN CONCURRENTLY.
- MAKE SURE JUMPERS SEL1-SEL5 ARE PRESENT ON THE MONITOR BOARD.

NOTES

- To prevent "flash-conflict" problems, insert red flash program blocks for all unused vehicle load switches in the output file. The installer shall verify that signal heads flash in accordance with the Signal Plans.
- Ensure that Red Enable is active at all times during normal operation. To prevent Red Failures on unused monitor channels, tie unused red monitor inputs 1,3,5,7,9,10,11,12,13,14,15 & 16 to load switch AC+ per the cabinet manufacturer's instructions.
- Program controller to start up in phases 2 and 6 green.
- Enable Simultaneous Gap-Out, on the controller unit, for all phases.
- Program phases 2, 4, 6 and 8 for 'STARTUP PED CALL'.
- The cabinet and controller are part of the Gastonia City System.

EQUIPMENT INFORMATION

CONTROLLER.....CONTRACTOR SUPPLIED 2070L
 CABINET.....CONTRACTOR SUPPLIED 336
 SOFTWARE.....ECONOLITE OASIS
 CABINET MOUNT.....POLE
 OUTPUT FILE POSITIONS...12
 LOAD SWITCHES USED.....S2,S2P,S4,S4P,S6,S6P,S8,S8P
 PHASES USED.....2,4,6,8,2 PED,4 PED,6 PED,8 PED
 OVERLAPS.....NONE

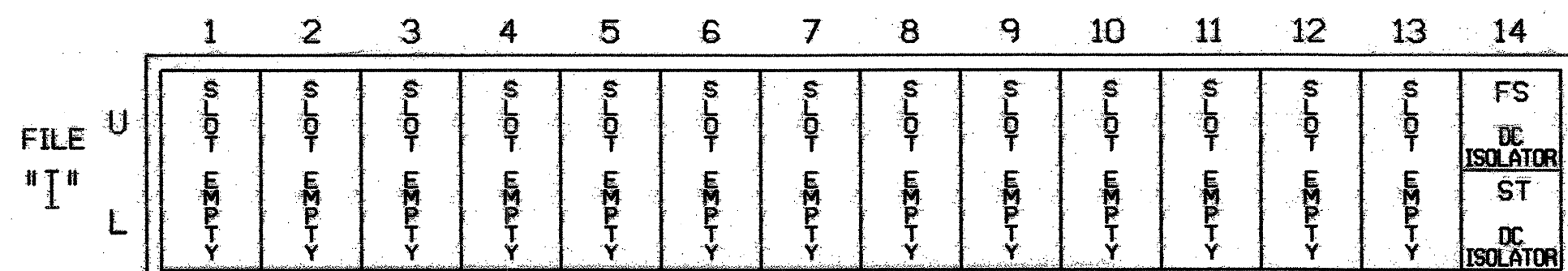
FIELD CONNECTION HOOK-UP CHART

LOAD SWITCH NO.	S1	S2	S2P	S3	S4	S4P	S5	S6	S6P	S7	S8	S8P
PHASE	1	2	2 PED	3	4	4 PED	5	6	6 PED	7	8	8 PED
SIGNAL HEAD NO.	NU	21,22	P21, P22	NU	41,42	P41, P42	NU	61,62	P61, P62	NU	81,82	P81, P82
GREEN		130			103			136			109	
YELLOW		129			102			135			108	
RED		128			101			134			107	
RED ARROW												
YELLOW ARROW												
GREEN ARROW												
			115			106			121			112
			113			104			119			110

NU = Not Used

INPUT FILE POSITION LAYOUT

(front view)



EX.: 1A, 2A, ETC. = LOOP NO.'S

FS = FLASH SENSE
 ST = STOP TIME

THIS ELECTRICAL DETAIL IS FOR THE SIGNAL DESIGN: City-11
 DESIGNED: January 2005
 SEALED: 1/21/05
 REVISED:

Signal Upgrade

Electrical and Programming Details For: **South Street at W. Main Avenue**

Division 12 Gaston County Gastonia

PLAN DATE: January 2005 REVIEWED BY: T. Joyce

PREPARED BY: William Hairston REVIEWED BY:

REVISIONS: INIT. DATE

Signature: *George C. Brown* 5/15/05

SEAL: NORTH CAROLINA PROFESSIONAL ENGINEER GEORGE C. BROWN

SIG. INVENTORY NO. City-11