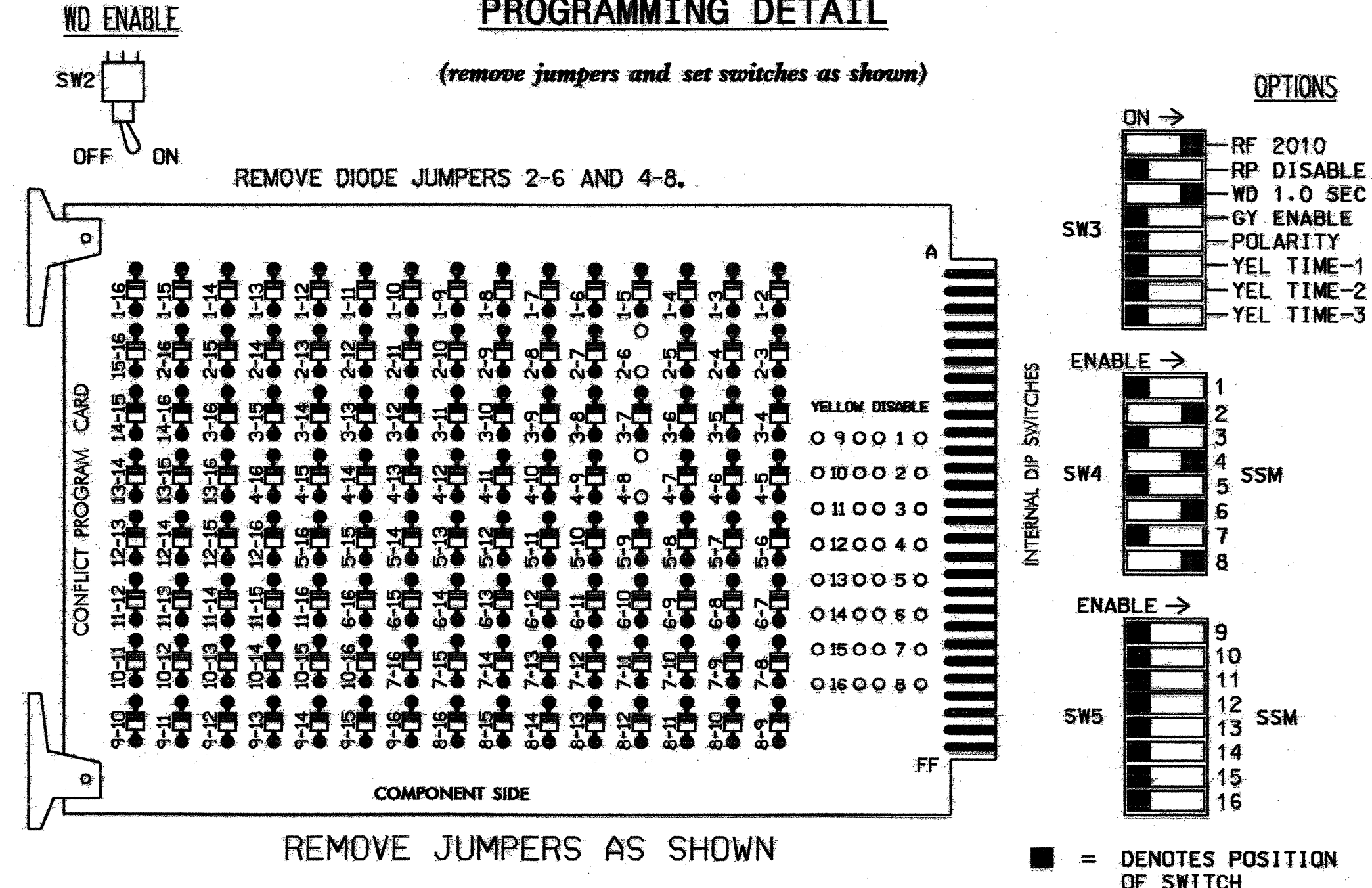


EDI MODEL 2010ECL CONFLICT MONITOR

PROGRAMMING DETAIL



NOTES:

1. Card is provided with all diode jumpers in place. Removal of any jumper allows its channels to run concurrently.
2. Make sure jumpers SEL1-SEL5 are present on the monitor board.

NOTES

1. To prevent "flash-conflict" problems, insert red flash program blocks for all unused vehicle load switches in the output file. The installer shall verify that signal heads flash in accordance with the Signal Plans.
2. Ensure that Red Enable is active at all times during normal operation. To prevent Red Failures on unused monitor channels, tie unused red monitor inputs 1,3,5,7,9,10,11,12,13,14,15 & 16 to load switch AC+ per the cabinet manufacturer's instructions.
3. Program controller to start up in phases 2 and 6 green.
4. Enable Simultaneous Gap-Out, on the controller unit, for all phases.
5. The cabinet and controller are part of the Gastonia City System.

FIELD CONNECTION HOOK-UP CHART

LOAD SWITCH NO.	S1	S2	S2P	S3	S4	S4P	S5	S6	S6P	S7	S8	S8P
PHASE	1	2	2 PED	3	4	4 PED	5	6	6 PED	7	8	8 PED
SIGNAL HEAD NO.	NU	21,22	NU	NU	41,42	NU	NU	61,62	NU	NU	81,82	NU
GREEN		130			103			136			109	
YELLOW		129			102			135			108	
RED		128			101			134			107	
RED ARROW												
YELLOW ARROW												
GREEN ARROW												

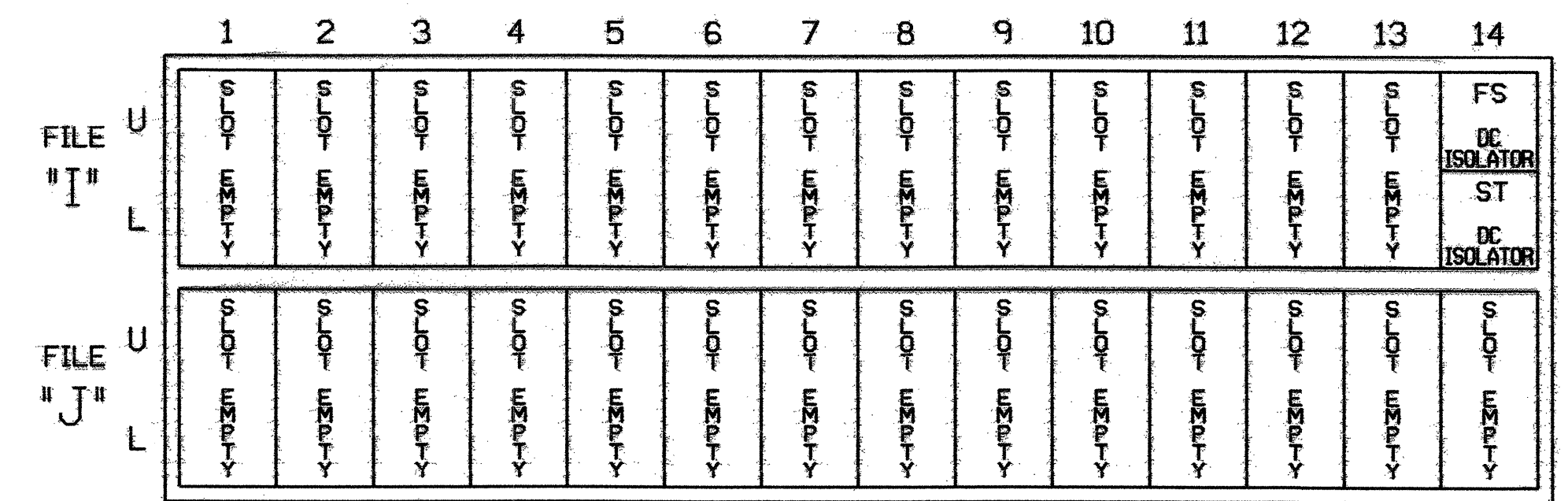
NU = Not Used

EQUIPMENT INFORMATION

CONTROLLER.....CONTRACTOR SUPPLIED 2070L
 CABINET.....CONTRACTOR SUPPLIED 332
 SOFTWARE.....ECONOLITE OASIS
 CABINET MOUNT.....BASE
 OUTPUT FILE POSITIONS...12
 LOAD SWITCHES USED.....S2,S4,S6,S8
 PHASES USED.....2,4,6,8
 OVERLAPS.....NONE

INPUT FILE POSITION LAYOUT

(front view)




EX.: 1A, 2A, ETC. = LOOP NO.'S

FS = FLASH SENSE
 ST = STOP TIME

THIS ELECTRICAL DETAIL IS FOR THE SIGNAL DESIGN: City-05
 DESIGNED: February 2005
 SEALED: 2/22/05
 REVISED:

Signal Upgrade

ELECTRICAL AND PROGRAMMING DETAILS FOR:



Prepared in the Office of:
 City of Gastonia
 Street Management Section
 122 N. McDowell St., Raleigh, NC 27603

**E. Second Ave.
 at
 S. Oakland Street**

Division 12 Gaston County Gastonia
 PLAN DATE: February 2005 REVIEWED BY: T. Joyce
 PREPARED BY: William Hairston REVIEWED BY:

REVISIONS	INIT.	DATE

SEAL
 NORTH CAROLINA
 PROFESSIONAL ENGINEER
 SEAL 022013
 ENGINEER
 GEORGE C. BROWN

Signature: George C. Brown
 Date: 5/18/05
 SIG. INVENTORY NO. City-05

I:\MAY-2005\14157
 c:\pccomments\and_seattings\edi\ozeddesk\top\gastonia\pcc\tyj\jg\2c1\ty05_20050228.dgn
 06/10/02