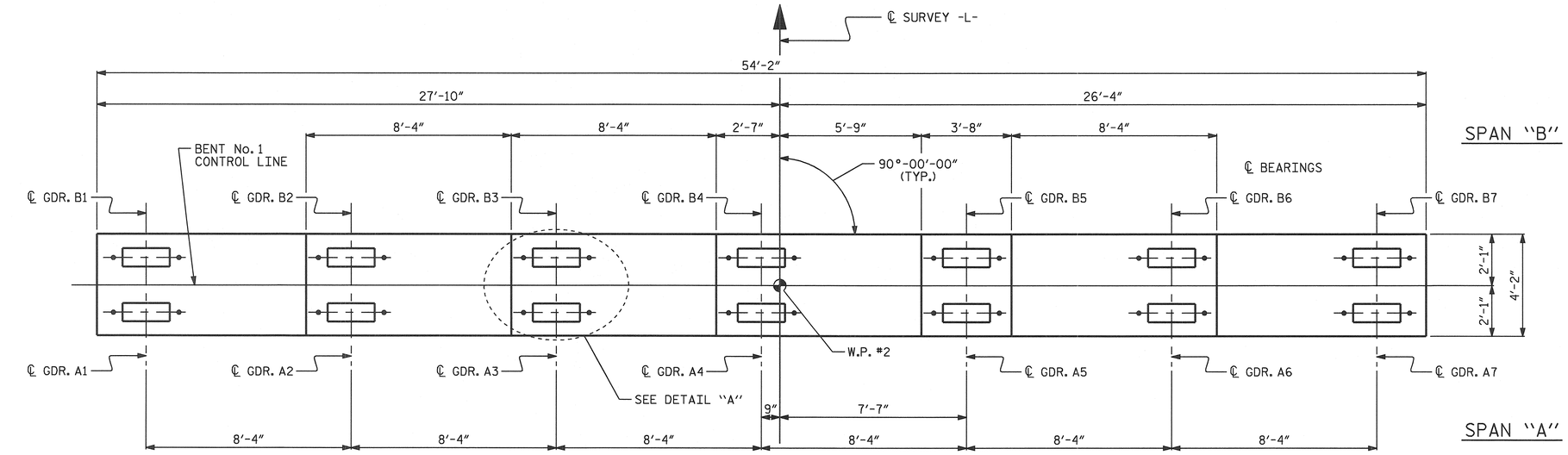

PLAN

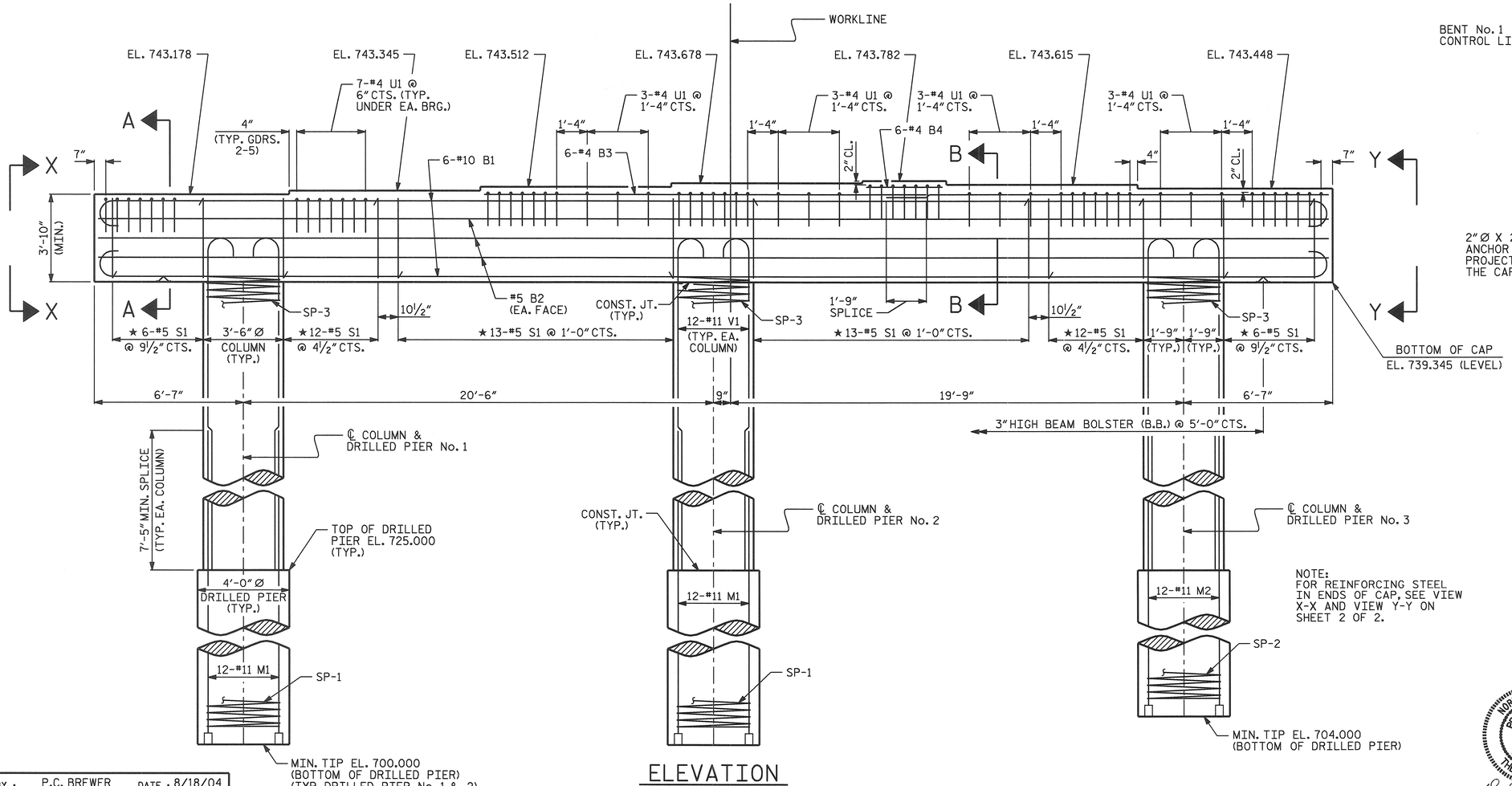

NOTE:
FOR REINFORCING STEEL
IN ENDS OF CAP, SEE VIEW
X-X AND VIEW Y-Y ON
SHEET 2 OF 2.

ELEVATION

NOTES:

STIRRUPS AND U1 BARS IN CAP MAY BE SHIFTED AS NECESSARY TO CLEAR ANCHOR BOLTS.

HOOKS ON "V" BARS MAY BE TURNED AS NECESSARY FOR PLACING REINFORCING STEEL.

ALL STEEL IN THE DRILLED PIERS IS INCLUDED IN THE PAY ITEMS FOR "REINFORCING STEEL" AND "SPIRAL COLUMN REINFORCING STEEL".

THE CONTRACTOR'S ATTENTION IS CALLED TO THE FACT THAT THE LONGITUDINAL REINFORCEMENT FOR THE DRILLED PIERS IS DETAILED WITH 3 FEET OF EXTRA LENGTH.

THE LOCATION OF THE CONSTRUCTION JOINT IN THE DRILLED PIER IS BASED ON AN APPROXIMATE GROUND LINE ELEVATION. IF THE CONSTRUCTION JOINT IS ABOVE THE ACTUAL GROUND LINE ELEVATION, THE CONTRACTOR SHALL PLACE THE CONSTRUCTION JOINT 1'-0" BELOW THE GROUND LINE.

FOR DRILLED PIERS, SEE SPECIAL PROVISIONS.

★ INVERT ALTERNATE STIRRUPS AS SHOWN.

FOR PERMANENT STEEL CASING, SEE SPECIAL PROVISION FOR DRILLED PIERS.

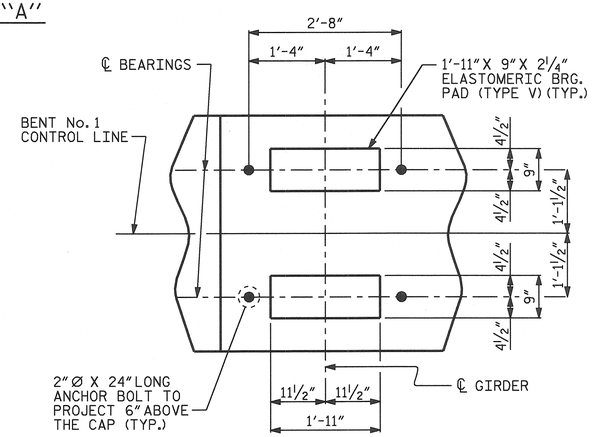

DETAIL "A"
(TYPICAL EACH GIRDER)

PROJECT NO. B-3652
GUILFORD COUNTY
STATION: 21+87.50 -L-

SHEET 1 OF 2

STATE OF NORTH CAROLINA
DEPARTMENT OF TRANSPORTATION
RALEIGH

SUBSTRUCTURE

BENT No. 1

REVISIONS						SHEET NO.
NO.	BY:	DATE:	NO.	BY:	DATE:	S-27
1			3			TOTAL SHEETS
2			4			42

NORTH CAROLINA PROFESSIONAL SEAL 24390 ENGINEER THEO J. BEACH
1/12/05

DRAWN BY : P.C. BREWER DATE : 8/18/04
CHECKED BY : S.B. WILLIAMS DATE : 9/23/04

11-JAN-2005 08:12
E:\squadv\v8 work\b3652\pbrewer\Microstation\B3652_sd_B1_01.dgn
pbrewer