
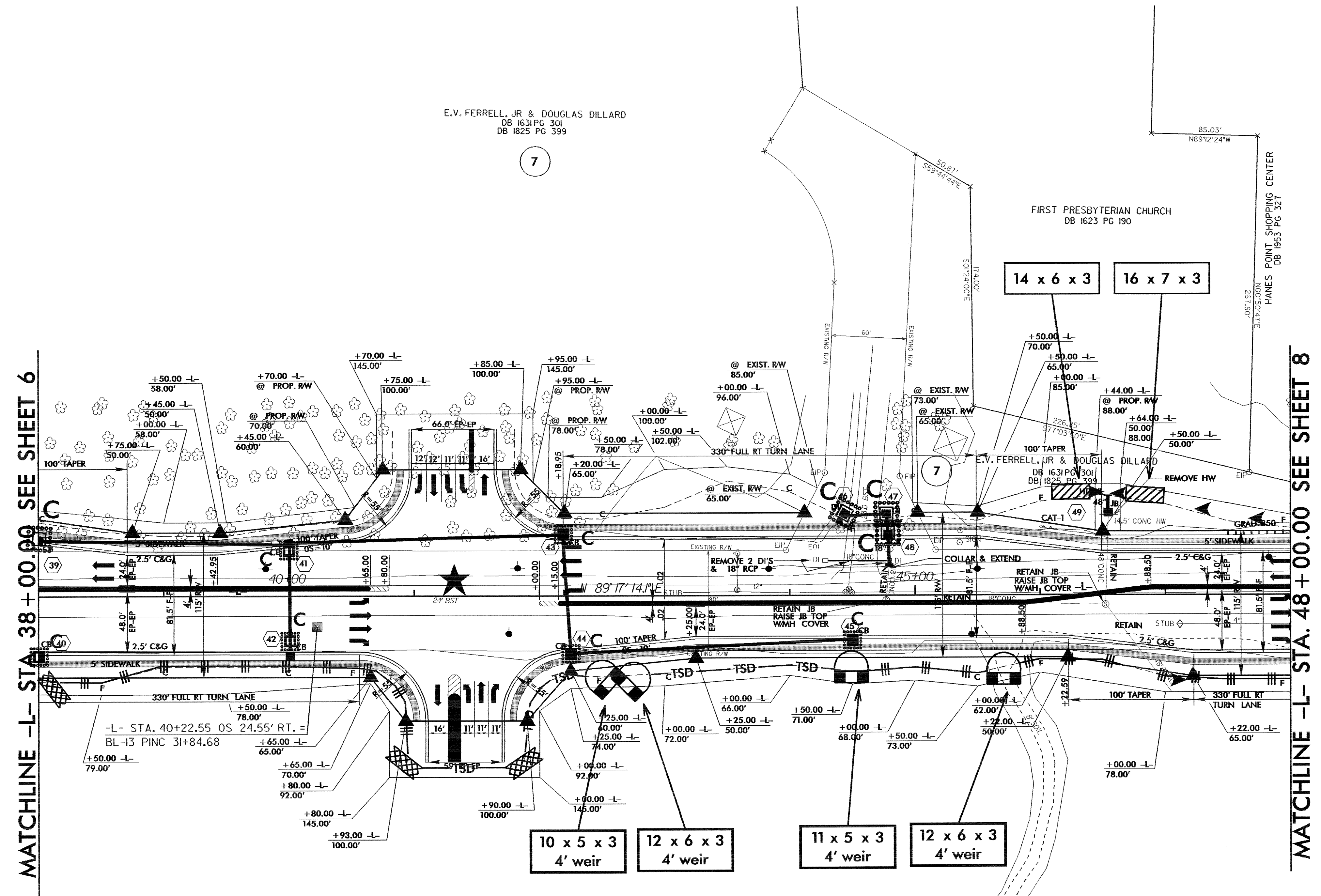


PROJECT REFERENCE NO.	SHEET NO.
U-3837	EC-13/CONST.7
RW SHEET NO.	
ROADWAY DESIGN ENGINEER	HYDRAULICS ENGINEER



E.V. FERRELL, JR & DOUGLAS DILLARD
DB 1631 PG 301
DB 1825 PG 399

7

14 x 6 x 3

16 x 7 x 3

MATCHLINE -L- STA. 38 + 00.00 SEE SHEET 6

MATCHLINE -L- STA. 48 + 00.00 SEE SHEET 8

E.V. FERRELL, JR & DOUGLAS DILLARD
DB 1631 PG 301
DB 1825 PG 399

7


10 x 5 x 3
4' weir

12 x 6 x 3
4' weir

11 x 5 x 3
4' weir

12 x 6 x 3
4' weir

 DENOTES PAINTED ISLAND (SEE PAVEMENT MARKING PLANS)

 SIGNALIZED INTERSECTION
SEE SHEET 11 FOR -L- PROFILE