STATE OF NORTH CAROLINA
DEPT. OF TRANSPORTATION
DIVISION OF HIGHWAYS
RALEIGH, N.C.

ENGLISH DETAIL DRAWING FOR
PRECAST REINFORCED CONCRETE BARRIER
41" SINGLE FACED

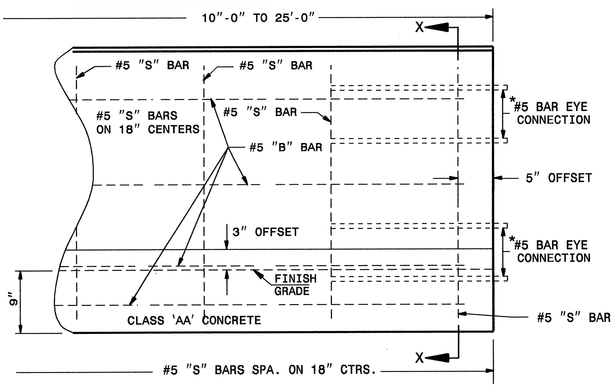

PART FRONT ELEVATION

*SEE SHEET 4 FOR DIMENSIONS

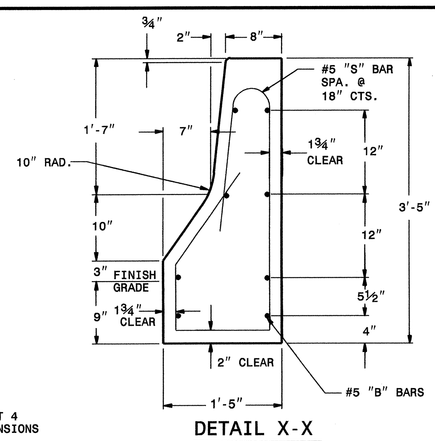

DETAIL X-X
CROSS SECTIONAL VIEW

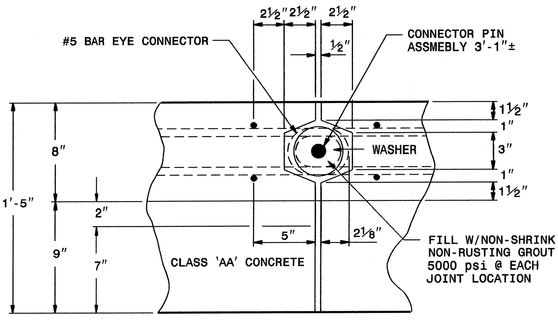

PLAN OF BONDED CONNECTION OF PRECAST UNIT

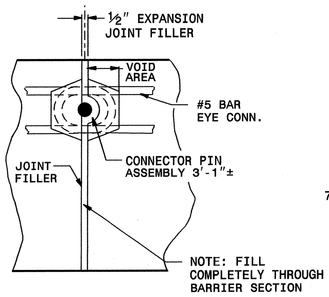

JOINT FILLER DETAIL

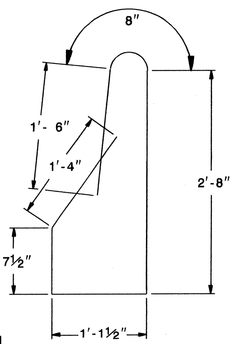

S - BARS
#5 BAR

SHEET 5 OF 8
857D01

STATE OF NORTH CAROLINA
DEPT. OF TRANSPORTATION
DIVISION OF HIGHWAYS
RALEIGH, N.C.

ENGLISH DETAIL DRAWING FOR
PRECAST REINFORCED CONCRETE BARRIER
41" SINGLE FACED

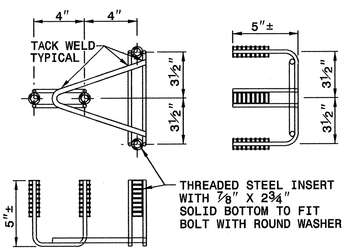

DETAIL A
4 BOLT INSERT ASSEMBLY

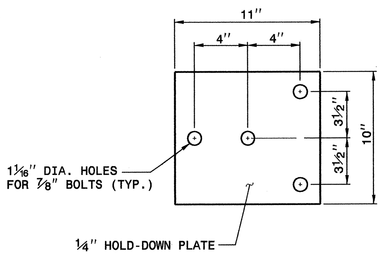

DETAIL B
4 BOLT HOLD DOWN PLATE

NOTES FOR 4 BOLT HOLD DOWN PLATE

THE GUARDRAIL ANCHOR ASSEMBLY SHALL CONSIST OF A ¼" HOLD DOWN PLATE AND 4 - ⅞" DIA. BOLTS WITH NUTS AND WASHERS.

THE HOLD-DOWN PLATE SHALL CONFORM TO AASHTO M270 GRADE 36. AFTER FABRICATION, THE HOLD-DOWN PLATE SHALL BE HOT-DIP GALVANIZED IN ACCORDANCE WITH AASHTO M111.

AFTER INSTALLATION, THE EXPOSED THREAD OF THE BOLT SHALL BE BURRED WITH A SHARP POINTED TOOL.

THE 1¼" DIA. HOLES SHALL BE FORMED OR DRILLED WITH A CORE BIT. IMPACT TOOLS WILL NOT BE PERMITTED. ANY CONCRETE DAMAGED BY THIS WORK SHALL BE REPAIRED TO THE SATISFACTION OF THE ENGINEER.

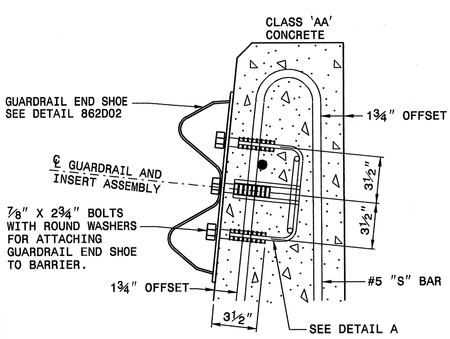

PART SECTION
OF BARRIER
THRU END SHOE SECTION AND
4 BOLT INSERT ASSEMBLY

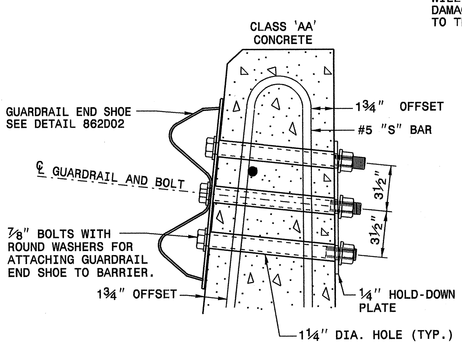

PART SECTION
OF BARRIER
THRU END SHOE SECTION AND
4 BOLT HOLD DOWN PLATE

SHEET 6 OF 8
857D01

ORIGINAL BY: 2002 STD. 857.01 DATE: 4-07-04
MODIFIED BY: E.E. WARD DATE: 7-12-04
CHECKED BY: C.D. Lewis DATE: 5/11/05
FILE SPEC.: /usr/stds/02&detail/english/85701/857d01.dgn

SEE PLATE FOR TITLE

DESIGN SERVICES UNIT
STANDARDS AND SPECIAL DESIGN
Office 919-250-4128 FAX 919-250-4119

NORTH CAROLINA PROFESSIONAL SEAL 022986 ENGINEER
CHARLES D. LEWIS JR.
5/11/05

PROJECT REFERENCE NO.: R-4404
SHEET NO.: 2-H