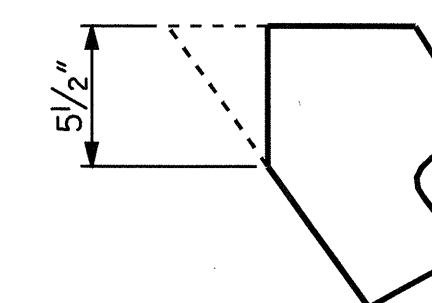
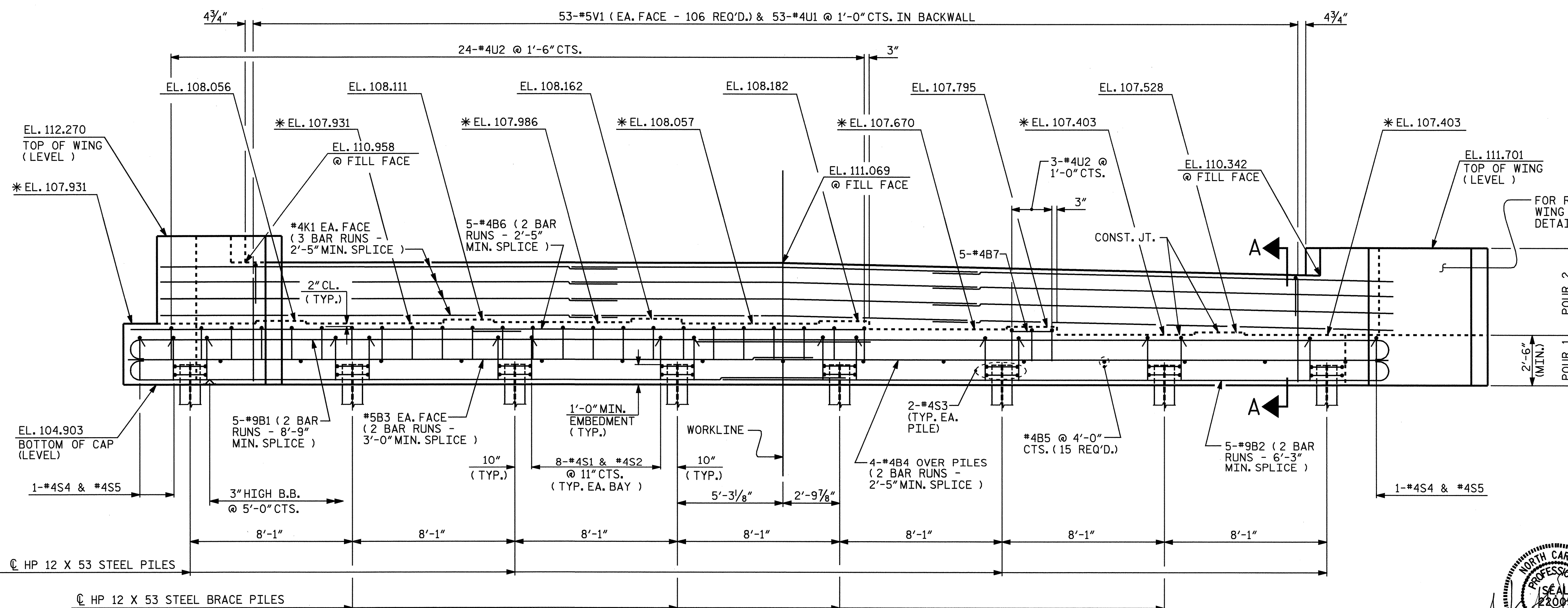


PLAN



DETAIL A

(CAP CLIP SHOWN, WING CLIP SIMILAR)
STEEL SHALL BE SHIFTED OR CUT AS NECESSARY
TO MAINTAIN A 2" MINIMUM CLEARANCE



ELEVATION


* FOR LOCATION OF ELEVATIONS BETWEEN BRIDGE SEAT BUILD-UPS, SEE "SECTION A-A" SHEET 3 OF 3.

PROJECT NO. B-3681
NASH/EDGEcombe COUNTY
STATION: 18+89.64 -L-

SHEET 1 OF 3

STATE OF NORTH CAROLINA
DEPARTMENT OF TRANSPORTATION
RALEIGH

SUBSTRUCTURE
END BENT 1



DRAWN BY : E. G. ALLEN DATE : 12-20-04
CHECKED BY : A. M. KEETER DATE : 1-05-05

24-MAY-2005 10:39
Z:\STRUCTURE\egallen\MICROS2\NB3681-02.DGN
ameadows

REVISIONS						SHEET NO. S-21
NO.	BY:	DATE:	NO.	BY:	DATE:	
1			3			TOTAL SHEETS 36
2			4			