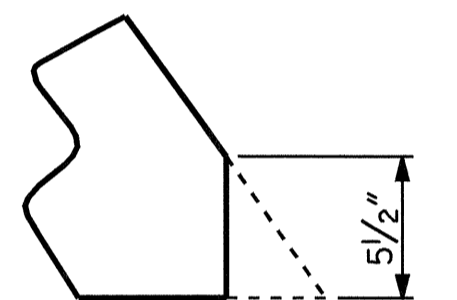
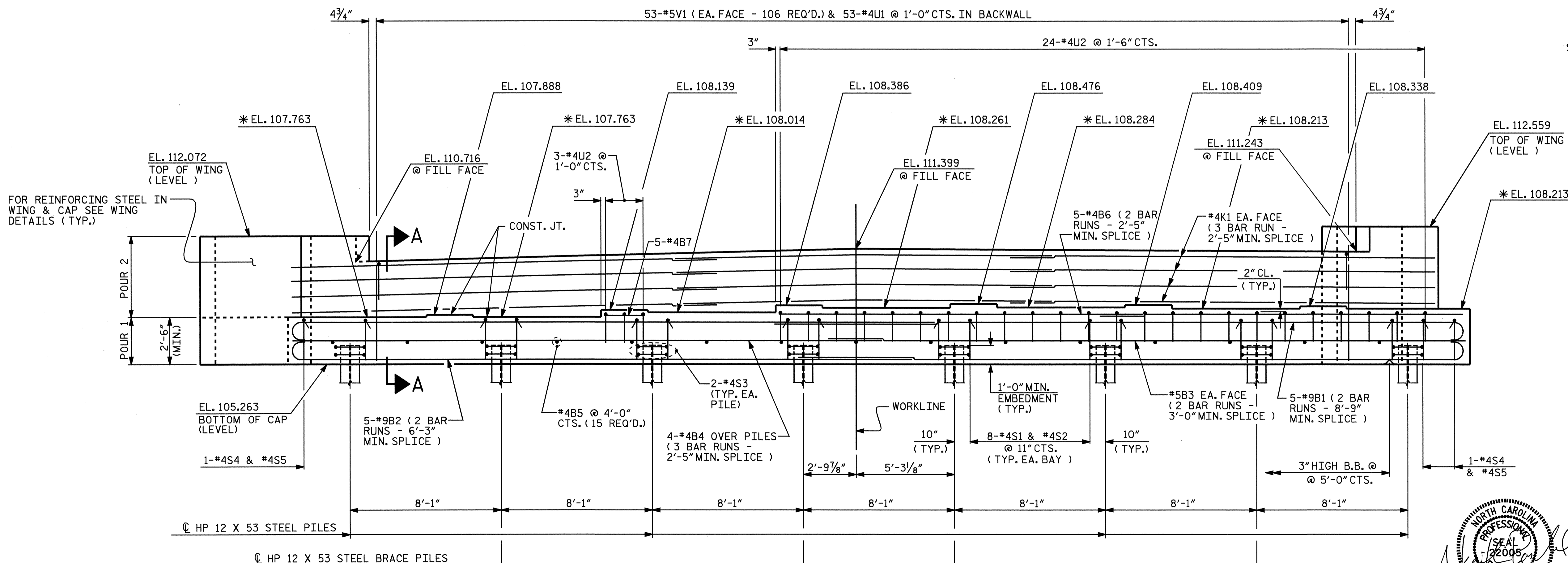


PLAN



DETAIL A

(CAP CLIP SHOWN, WING CLIP SIMILAR)
STEEL SHALL BE SHIFTED OR CUT AS NECESSARY
TO MAINTAIN A 2" MINIMUM CLEARANCE




ELEVATION

PROJECT NO. B-3681
NASH/EDGEcombe COUNTY
STATION: 18+89.64 -L-

SHEET 1 OF 3

STATE OF NORTH CAROLINA
DEPARTMENT OF TRANSPORTATION
RALEIGH

SUBSTRUCTURE
END BENT 2



DRAWN BY : E. G. ALLEN DATE : 12-20-04
CHECKED BY : A. M. KEETER DATE : 1-05-05

*FOR LOCATION OF ELEVATIONS BETWEEN BRIDGE SEAT BUILD-UPS, SEE "SECTION A-A" SHEET 3 OF 3.

| REVISIONS | | | | | | TOTAL SHEETS |
|-----------|-----|-------|-----|-----|-------|--------------|
| NO. | BY: | DATE: | NO. | BY: | DATE: | |
| 1 | | | 3 | | | 36 |
| 2 | | | 4 | | | |

SHEET NO.
S-28