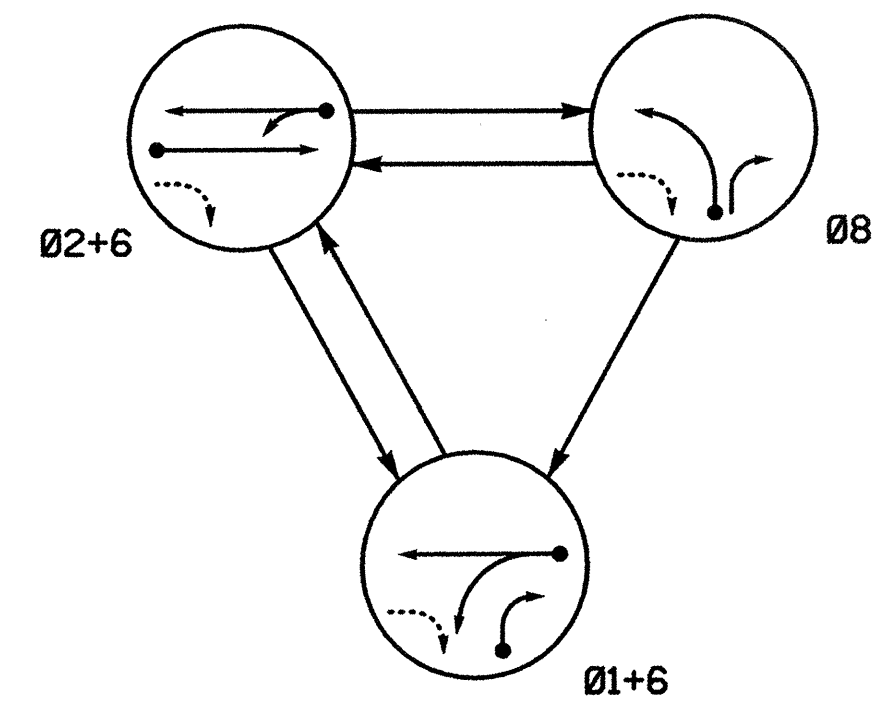


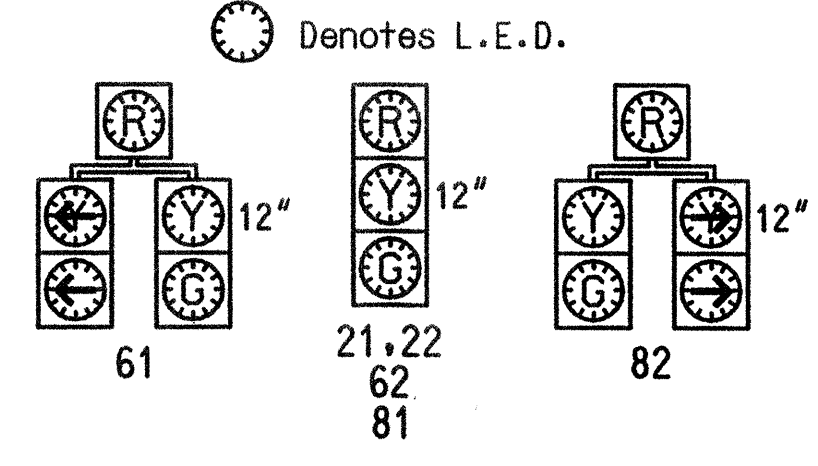
PHASING DIAGRAM



PHASING DIAGRAM DETECTION LEGEND
 ● → DETECTED MOVEMENT
 ○ → UNDETECTED MOVEMENT (OVERLAP)
 - - - UNSIGNALIZED MOVEMENT
 ← → PEDESTRIAN MOVEMENT

| SIGNAL FACE | PHASE | | | |
|-------------|-------|-------|-----|-------|
| | Ø 1+6 | Ø 2+6 | Ø 8 | FLASH |
| 21,22 | R | G | R | Y |
| 61 | G | G | R | Y |
| 62 | G | G | R | Y |
| 81 | R | R | G | R |
| 82 | R | R | G | R |

Signal Face I.D.



| LOOP & DETECTOR UNIT INSTALLATION CHART | | | | | | | | | | | | | | |
|---|-----------|-------|-------------------------|-----|----------|----------------|-----|----------|---------|-----------------|---------|---------|-------------------------|-----------------------------|
| NEMA CONTROLLER WITH TS-1 CABINET | | | | | | | | | | | | | | |
| INDUCTIVE LOOPS | | | | | | DETECTOR UNITS | | | | | | | | |
| LOOP NO. | SIZE (ft) | TURNS | DIST. FROM STOPBAR (ft) | NEW | EXISTING | UNIT NO. | NEW | EXISTING | CHANNEL | NEMA PHASE | FEATURE | TIME | PLACE CALL DURING PHASE | INHIBIT DELAY DURING GREEN? |
| 1A | 6x40 | 2-4-2 | 0 | - | X | 1 | - | X | 1 | Ø1 | DELAY | 15 SEC. | ALL | YES |
| 2A | 6x40 | 2-4-2 | 0 | X | - | 1 | - | X | 2 | Ø2 | DELAY | 2 SEC. | ALL | YES |
| 6A | 6x40 | 2-4-2 | 0 | - | X | 2 | - | X | 1 | Ø1 | DELAY | 10 SEC. | ALL | YES |
| 8A | 6x40 | 2-4-2 | 0 | - | X | 3 | - | X | Ø8 | DELAY | 2 SEC. | ALL | YES | |
| SD1 | 6x6 | * | 200 | - | X | 4 | - | X | 1 | System Detector | | | | |
| SD2 | 6x6 | * | 200 | - | X | 4 | - | X | 2 | System Detector | | | | |

* Unable to field verify.

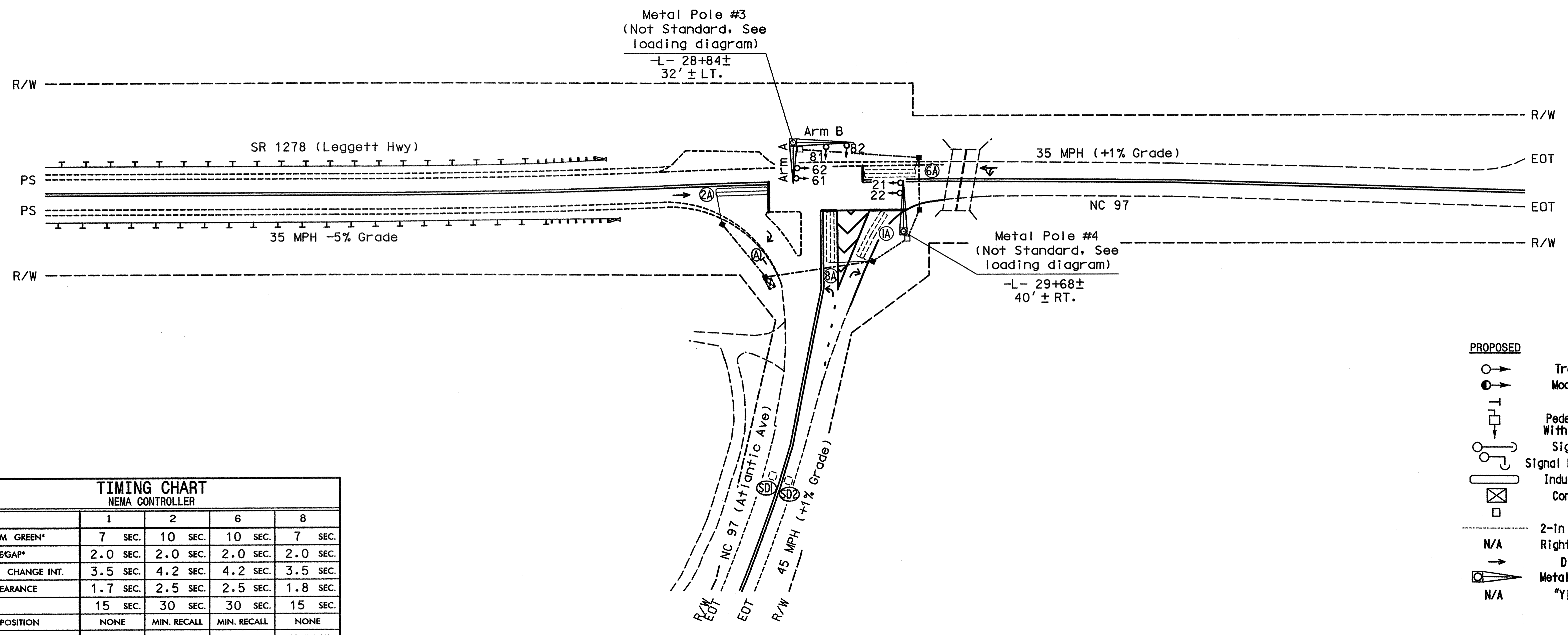
PLAN QUANTITIES

| Pay Item | Feet |
|--------------------|------|
| Signal Cable | 920 |
| Messenger Cable | 0 |
| Loop Lead-in Cable | 60 |

3 Phase Fully Actuated (Rocky Mount Signal System)

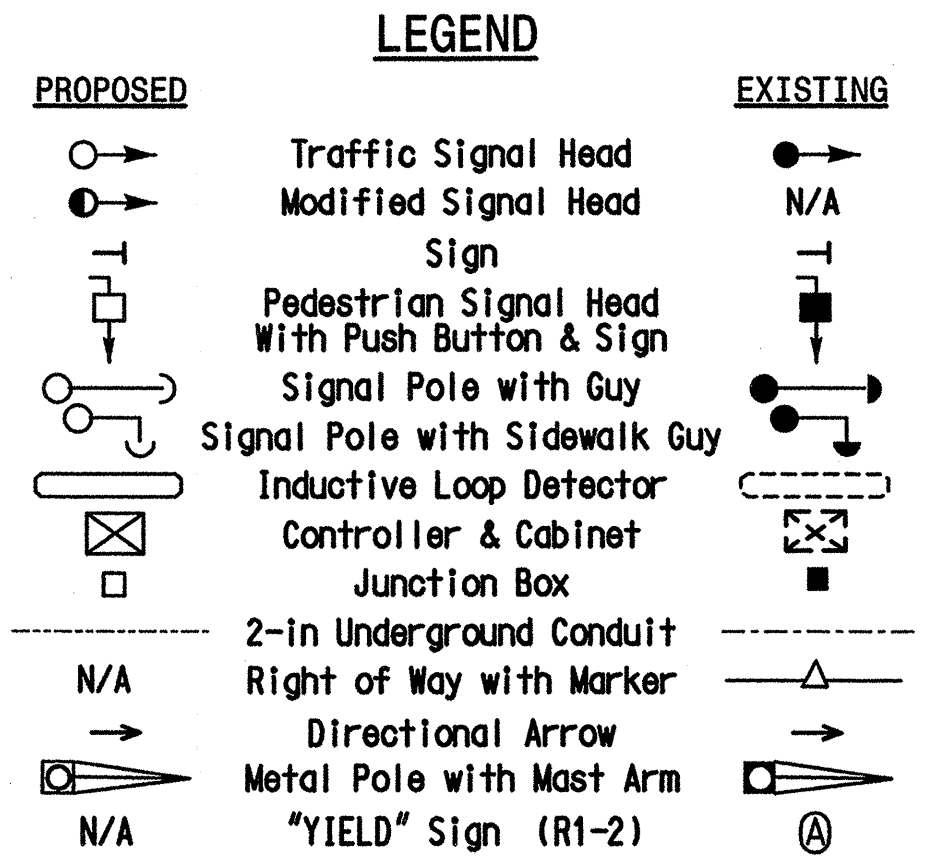
NOTES

- Refer to "Roadway Standard Drawings NCDOT" dated January 2002 and "Standard Specifications for Roads and Structures" dated January 2002.
- Do not program signal for late night flashing operation unless otherwise directed by the engineer.
- Set all detector units to presence mode.
- Maximum times shown in timing chart are for free-run operation only. Coordinated signal system timing values supersede these values.
- System intersection number 1901.



| TIMING CHART | | | | |
|---------------------|----------|-------------|-------------|----------|
| NEMA CONTROLLER | | | | |
| PHASE | 1 | 2 | 6 | 8 |
| MINIMUM GREEN* | 7 SEC. | 10 SEC. | 10 SEC. | 7 SEC. |
| PASSAGE GAP* | 2.0 SEC. | 2.0 SEC. | 2.0 SEC. | 2.0 SEC. |
| YELLOW CHANGE INT. | 3.5 SEC. | 4.2 SEC. | 4.2 SEC. | 3.5 SEC. |
| RED CLEARANCE | 1.7 SEC. | 2.5 SEC. | 2.5 SEC. | 1.8 SEC. |
| MAX. I* | 15 SEC. | 30 SEC. | 30 SEC. | 15 SEC. |
| RECALL POSITION | NONE | MIN. RECALL | MIN. RECALL | NONE |
| VEH. CALL MEMORY | NONLOCK | NONLOCK | NONLOCK | NONLOCK |
| WALK* | - SEC. | - SEC. | - SEC. | - SEC. |
| FLASHING DON'T WALK | - SEC. | - SEC. | - SEC. | - SEC. |
| VOLUME DENSITY | OFF | OFF | OFF | OFF |
| ACTUATION B4 ADD* | - VEH. | - VEH. | - VEH. | - VEH. |
| SEC. PER ACTUATION* | - SEC. | - SEC. | - SEC. | - SEC. |
| MAX. INITIAL* | - SEC. | - SEC. | - SEC. | - SEC. |
| TIME B4 REDUCTION* | - SEC. | - SEC. | - SEC. | - SEC. |
| TIME TO REDUCE* | - SEC. | - SEC. | - SEC. | - SEC. |
| MINIMUM GAP | - SEC. | - SEC. | - SEC. | - SEC. |

* These values may be field adjusted. Do not adjust Min Green and Extension times for phases 2 and 6 lower than what is shown. Min Green for all other phases should not be lower than 4 seconds.



Signal Upgrade - Final

| | | | | |
|---------------|---|---------------------------|------------|----------------------------|
| | SR 1278 (Leggett Hwy)/NC 97 | | | |
| | at NC 97 (Atlantic Ave) | | | |
| | Division 04 Edgemcombe County Rocky Mount | PLAN DATE: February 2005 | | REVIEWED BY: S.T. Franklin |
| | PREPARED BY: T.R. Terrell | REVIEWED BY: C.A. Johnson | | |
| SCALE: 1"=50' | | REVISIONS | INIT. DATE | |
| | | | | |
| | | | | |
| | | | | |
| | | | | |
| | | | | |
| | | | | |

HNTB HNTB NORTH CAROLINA, P.C.
 343 E. Six Forks Road, Suite 200
 Raleigh, North Carolina 27609

Signature: S.T. Franklin
 Date: 9-12-05
 Sig. Inventory No. 04-0623