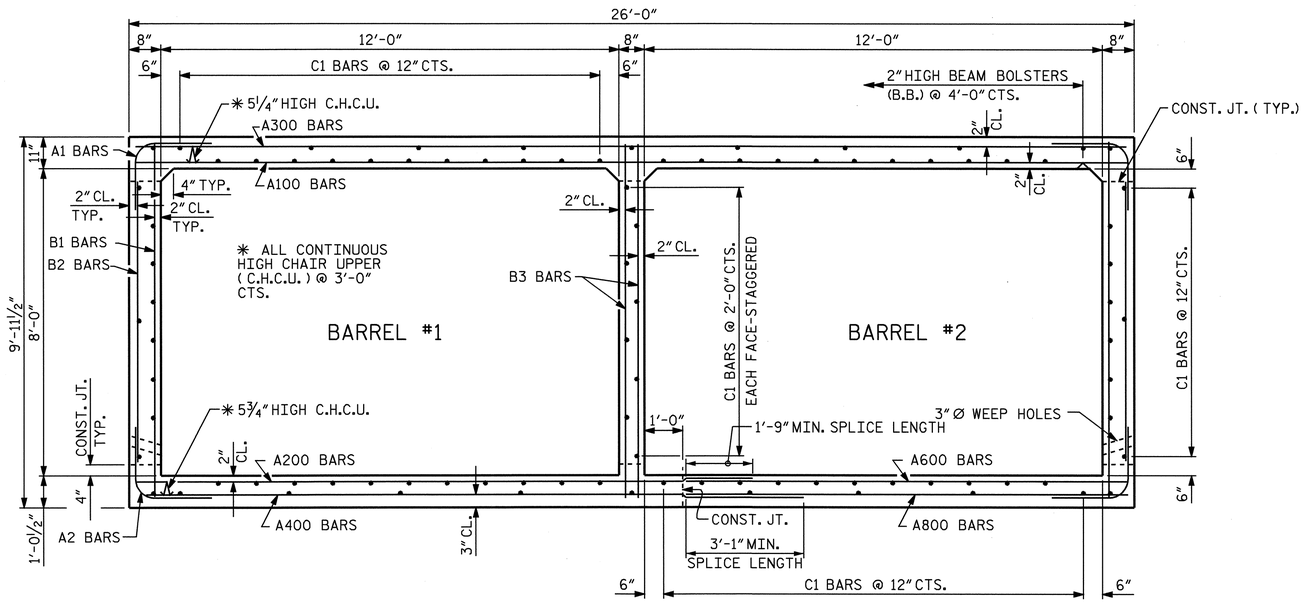

RIGHT ANGLE SECTION OF BARREL

THERE ARE 92 "C" BARS IN SECTION OF BARREL.

BILL OF MATERIAL

BAR	NO	SIZE	TYPE	LENGTH	WEIGHT
A1	270	5	6	4'-8"	1314
A2	270	5	6	4'-9"	1338
A100	107	5	STR	25'-7"	2855
A101	4	5	STR	23'-6"	98
A102	4	5	STR	21'-8"	90
A103	4	5	STR	19'-9"	82
A104	4	5	STR	17'-11"	75
A105	4	5	STR	16'-0"	67
A106	4	5	STR	14'-2"	59
A107	4	5	STR	12'-3"	51
A108	4	5	STR	10'-5"	43
A109	4	5	STR	8'-6"	35
A110	4	5	STR	6'-8"	28
A111	4	5	STR	4'-9"	20
A112	4	5	STR	2'-11"	12
A200	117	5	STR	16'-0"	1952
A201	4	5	STR	13'-11"	58
A202	4	5	STR	12'-3"	51
A203	4	5	STR	10'-5"	43
A204	4	5	STR	8'-6"	35
A205	4	5	STR	6'-8"	28
A206	4	5	STR	4'-9"	20
A207	4	5	STR	2'-11"	12
A300	107	7	STR	25'-7"	5595
A301	4	7	STR	23'-6"	192
A302	4	7	STR	21'-8"	177
A303	4	7	STR	19'-9"	161
A304	4	7	STR	17'-11"	146
A305	4	7	STR	16'-0"	131
A306	4	7	STR	14'-2"	116
A307	4	7	STR	12'-3"	100
A308	4	7	STR	10'-5"	85
A309	4	7	STR	8'-6"	69
A310	4	7	STR	6'-8"	55
A311	4	7	STR	4'-9"	39
A312	4	7	STR	2'-11"	24
A400	115	7	STR	17'-4"	4074
A401	4	7	STR	16'-0"	131
A402	4	7	STR	13'-11"	114
A403	4	7	STR	12'-3"	100
A404	4	7	STR	10'-5"	85
A405	4	7	STR	8'-6"	69
A406	4	7	STR	6'-8"	55
A407	4	7	STR	4'-9"	39
A408	2	7	STR	2'-11"	12
A600	121	5	STR	11'-4"	1430
A601	2	5	STR	9'-3"	19
A602	2	5	STR	7'-5"	15
A603	2	5	STR	5'-6"	11
A604	2	5	STR	3'-8"	8
A605	2	5	STR	10'-5"	22
A606	2	5	STR	8'-6"	18
A607	2	5	STR	6'-8"	14
A608	2	5	STR	4'-9"	10
A609	2	5	STR	2'-11"	6
A800	121	7	STR	11'-4"	2803
A801	2	7	STR	9'-3"	38
A802	2	7	STR	7'-5"	30
A803	2	7	STR	5'-6"	22
A804	2	7	STR	10'-5"	43
A805	2	7	STR	8'-6"	35
A806	2	7	STR	6'-8"	27
A807	2	7	STR	4'-9"	19
A808	2	7	STR	2'-11"	12
B1	196	4	STR	9'-5"	1233
B2	270	4	STR	7'-4"	1323
B3	146	4	STR	9'-5"	918
C1	276	4	STR	25'-8"	4732
D1	3	6	STR	2'-1"	9
G1	8	5	STR	29'-7"	247
S1	6	8	STR	21'-5"	343
S2	6	8	STR	13'-1"	210
S3	6	8	STR	29'-7"	474
REINFORCING STEEL				LBS.	34,006

SPLICE LENGTH CHART

BAR	SIZE	SPLICE LENGTH
A200	5	1'-9"
A400	7	3'-1"
B1	4	1'-9"
B3	4	1'-9"
C1	4	1'-11"
S1	8	4'-11"
S2	8	4'-11"

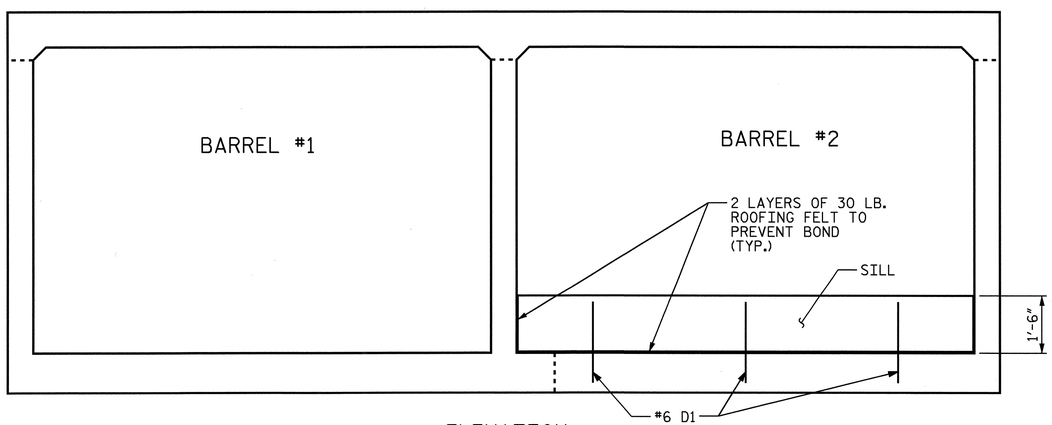

ELEVATION

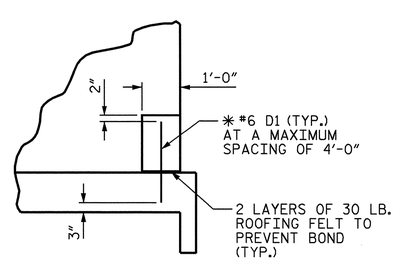

SECTION THROUGH SILL

CULVERT SILL DETAILS

✱ DOWELS MAY BE PUSHED INTO GREEN CONCRETE AFTER SLAB HAS BEEN FLOAT FINISHED.

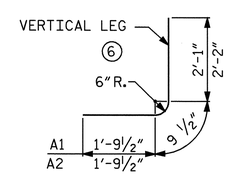

BAR TYPE

BAR DIMENSIONS ARE OUT TO OUT

PROJECT NO. B-3834

DAVIDSON COUNTY

STATION: 16+64.10 -L-

SHEET 4 OF 5

STATE OF NORTH CAROLINA
DEPARTMENT OF TRANSPORTATION
RALEIGH

DOUBLE 12 FT. X 8 FT. CONCRETE BOX CULVERT 65° SKEW

NORTH CAROLINA PROFESSIONAL SEAL 26445 ENGINEER P. KOREY NEWTON

P. K. Newton

5-16-2005

REVISIONS						SHEET NO.
NO.	BY:	DATE:	NO.	BY:	DATE:	C-4
1			3			TOTAL SHEETS
2			4			5

DRAWN BY : Neil M. Ruffin DATE : 11/29/04
CHECKED BY : P. K. NEWTON DATE : 03/08/05

16-MAY-2005 09:12
S:\PDA\squadh\B3834\nruffin\Drawings\B3834_sd_CU_01.dgn
nruffin