
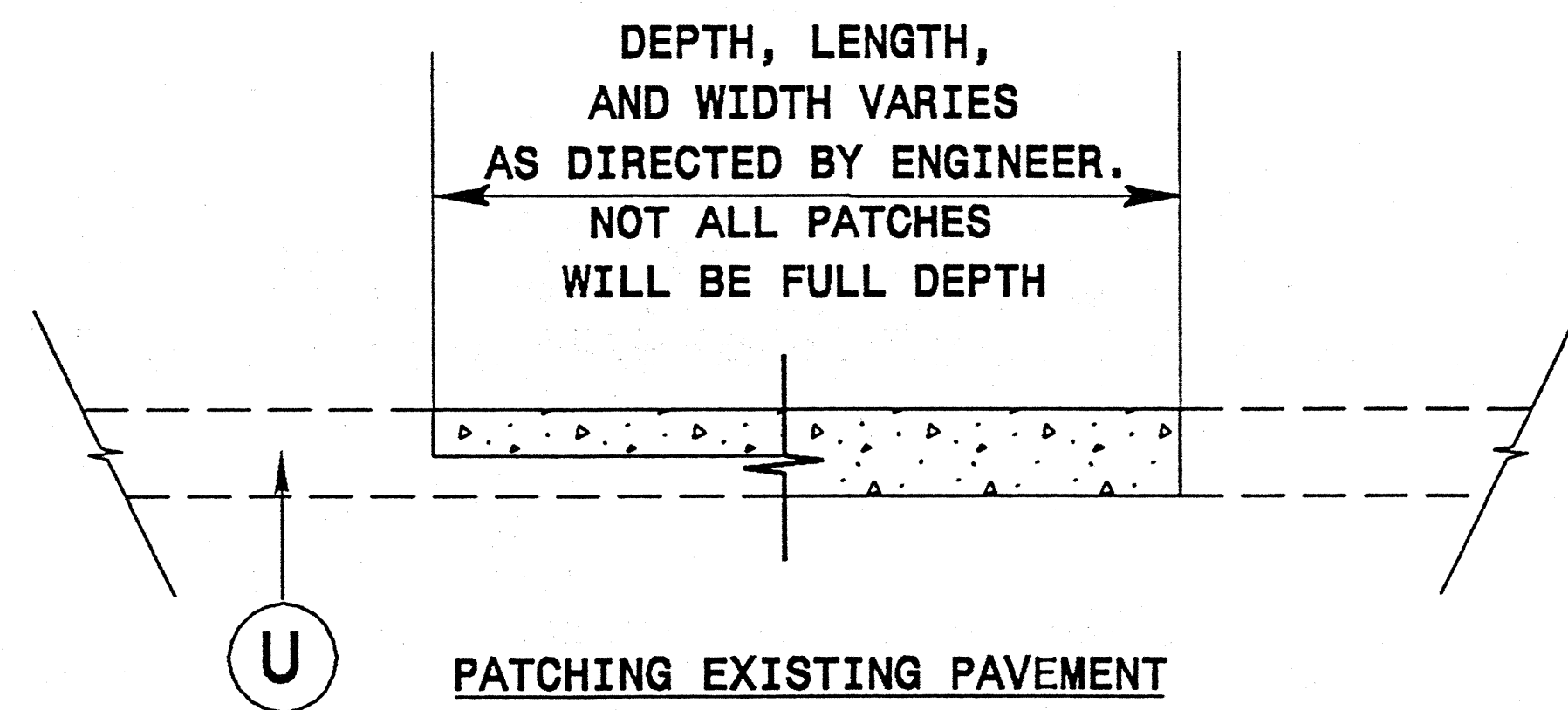
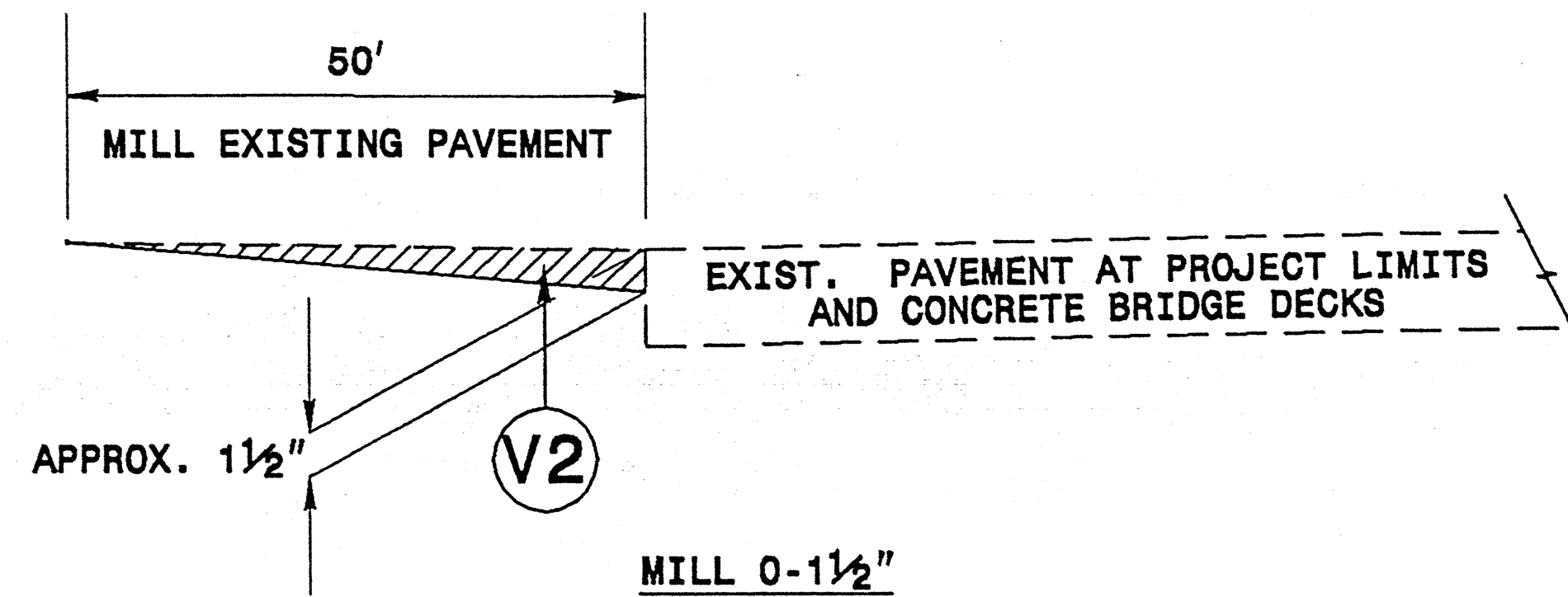


PROJ. REFERENCE NO.	SHEET NO.	TOTAL SHEETS
37852	3	8
STATE PROJ. NO.	F.A. PROJ. NO.	DESCRIPTION
37852		MA05013R



**NOTES**

ALL UNPAVED S.R. ROADS TO BE RESURFACED 50' FROM EDGE OF PAVEMENT OF MAIN PROJECT  
 ALL PAVED S.R. ROADS TO BE RESURFACED TO THE ENDS OF THE RADII, OR AS DIRECTED BY THE ENGINEER.  
 EDGES, PAVEMENT WIDENING, INTERSECTIONS AND BRIDGE FLARES ARE INCLUDED IN THE TABLE OF QUANTITIES.



NOTES: FULL DEPTH PATCHING, IF ANY, SHALL BE 9" DEEP.  
 SHORT SECTIONS OF MISSING SHOULDER WIDENING NECESSARY TO COMPLETE THE BICYCLE LANES ON SR 1121 (WHERE UTILITIES HAVE BEEN MOVED, AND AT RR CROSSINGS) SHALL BE PAID FOR AS PATCHING.  
 TURN LANE CONSTRUCTION SHALL BE PAID FOR AS SHOWN ON OTHER DETAILS.

**PAVEMENT SCHEDULE**

<b>C</b>	PROP. APPROX. 1.5" ASPHALT CONCRETE SURFACE COURSE, TYPE S9.5C, AT AN AVERAGE RATE OF 168 LBS. PER SQ. YD.
<b>D</b>	PROP. APPROX. 2.5" ASPHALT CONCRETE INTERMEDIATE COURSE, TYPE I19.0C, AT AN AVERAGE RATE OF 285 LBS. PER SQ. YD.
<b>E</b>	PROP. APPROX. 9.0" ASPHALT CONCRETE BASE COURSE, TYPE B25.0C, AT AN AVERAGE RATE OF 513 LBS. PER SQ. YD. IN EACH OF TWO LAYERS.
<b>S</b>	SHOULDER RECONSTRUCTION.
<b>U</b>	EXISTING PAVEMENT.
<b>V1</b>	MILL EXISTING PAVEMENT, 1" DEPTH.
<b>V2</b>	INCIDENTAL MILLING.