

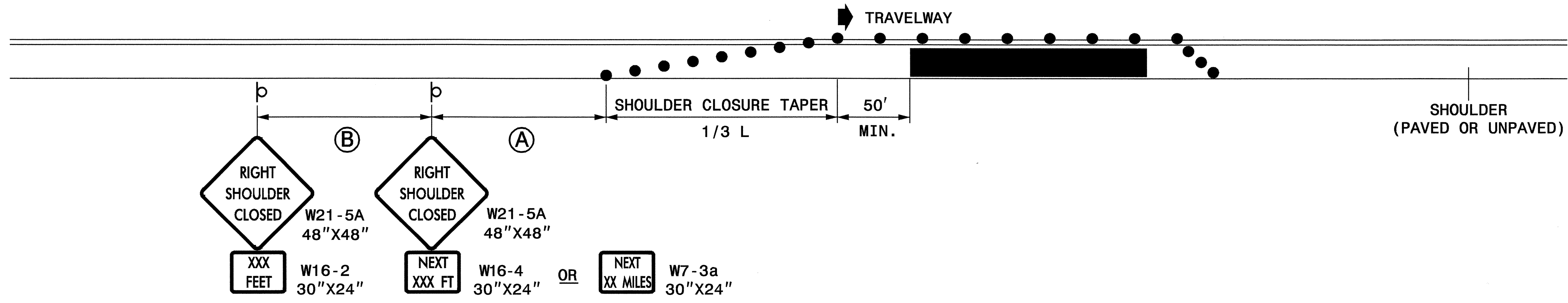
STATE OF NORTH CAROLINA
DEPT. OF TRANSPORTATION
DIVISION OF HIGHWAYS
RALEIGH, N.C.

1-05

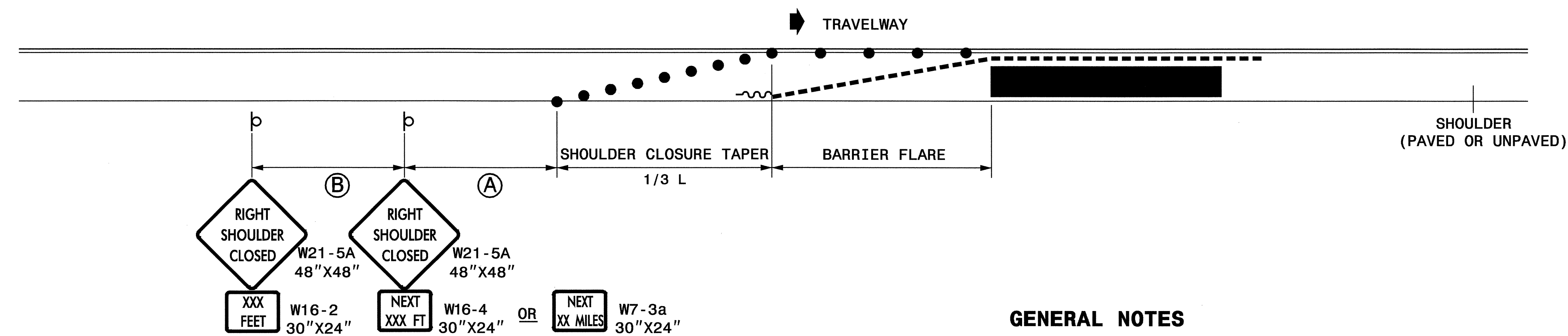
ENGLISH STANDARD DRAWING FOR
TEMPORARY SHOULDER CLOSURES

SHEET 1 OF 1
1101D04

SHOULDER CLOSURES UTILIZING DRUMS



SHOULDER CLOSURES UTILIZING TEMPORARY BARRIER



GENERAL NOTES

- PLACE SHOULDER CLOSURE SIGNS ON THE SAME SIDE AS THE SHOULDER THAT IS CLOSED.
- PLACE DRUMS IN THE SHOULDER TAPER AT THE MAXIMUM SPACING EQUAL IN FEET TO THE POSTED SPEED LIMIT. THE MAXIMUM SPACING OF DRUMS ALONG THE WORK AREA AND BARRIER FLARE IS EQUAL IN FEET TO 2 TIMES THE POSTED SPEED LIMIT.
- FLARE THE APPROACH END OF PORTABLE CONCRETE BARRIER BEYOND THE SHOULDER AND USE A CRASH CUSHION FOR PROTECTION IF THE EXPOSED END OF THE BARRIER IS WITHIN THE "CLEAR ZONE".
- USE STATIONARY SIGNS FOR LONG TERM OPERATIONS (LONGER THAN 3 DAYS).
- REFER TO STD. 1101.11 SHEETS 1, 3, & 4, FOR "L" DISTANCE, BARRIER FLARE RATES, AND SIGN SPACING.

LEGEND

- ~ TEMPORARY CRASH CUSHION
- - - PORTABLE CONCRETE BARRIER
- DRUM
- ⊔ STATIONARY OR PORTABLE SIGN
- ➔ DIRECTION OF TRAFFIC FLOW


STATE OF NORTH CAROLINA
DEPT. OF TRANSPORTATION
DIVISION OF HIGHWAYS
RALEIGH, N.C.

1-05

ENGLISH STANDARD DRAWING FOR
TEMPORARY SHOULDER CLOSURES


SHEET 1 OF 1
1101D04

16-MAR-2005 08:57
\\efs-cctf801\N\4414\TGP\1-4414-top8.dgn
scdlton AT TETC22403



REPLACEMENT DETAIL FOR
RSD 1101.04

SCALE: NONE
DATE: 11/04
DWG. BY: MMMM
DESIGN BY: MMMM
REVIEWED BY: MMMM



REVISIONS	