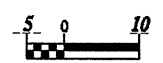




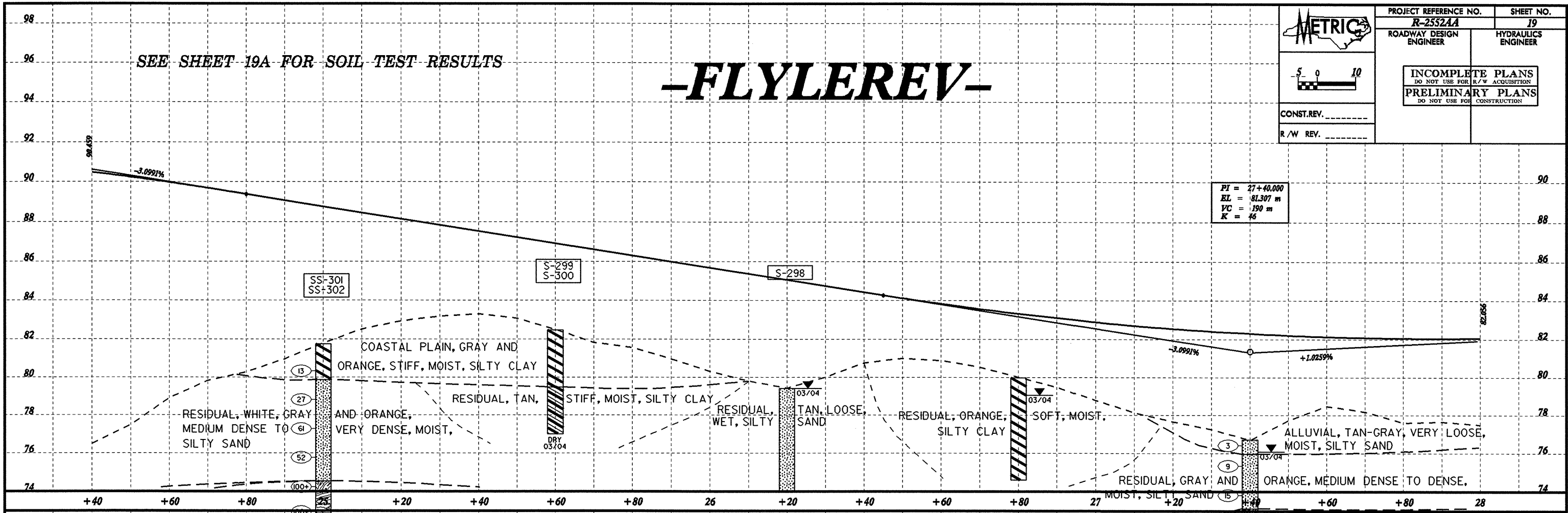
PROJECT REFERENCE NO. <b>R-2552AA</b>	SHEET NO. <b>19</b>
ROADWAY DESIGN ENGINEER	HYDRAULICS ENGINEER
<b>INCOMPLETE PLANS</b> DO NOT USE FOR R/W ACQUISITION <b>PRELIMINARY PLANS</b> DO NOT USE FOR CONSTRUCTION	
CONST. REV. _____	
R/W REV. _____	



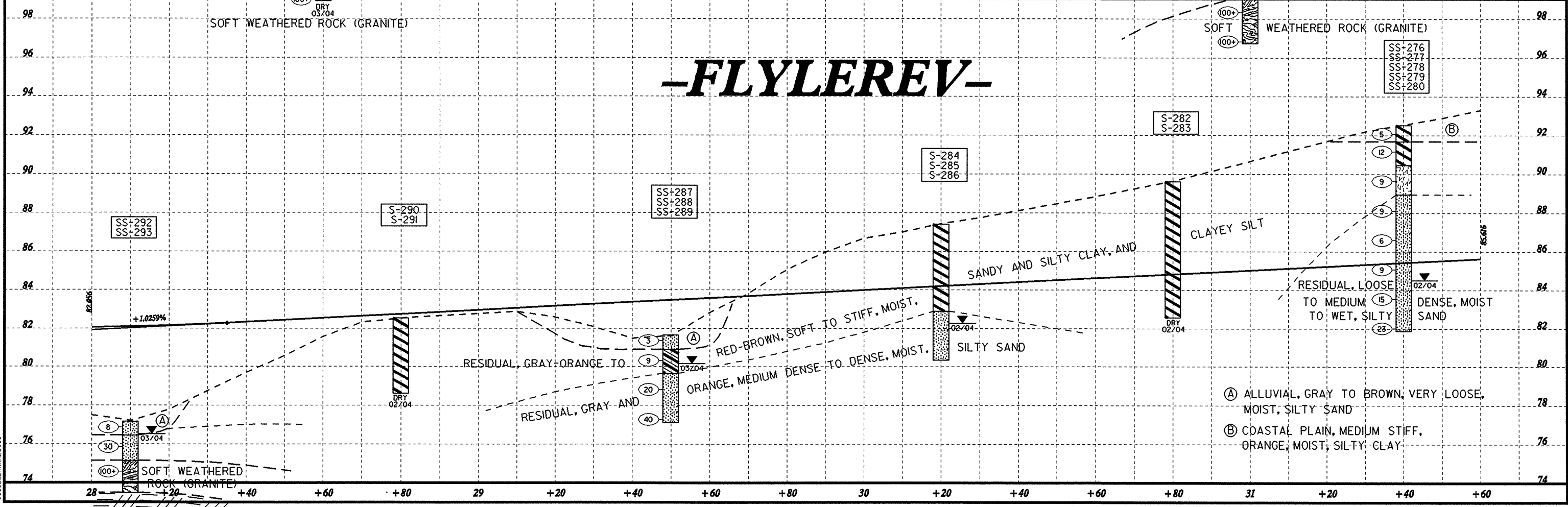
SEE SHEET 19A FOR SOIL TEST RESULTS

# -FLYLEREV-

PI = 27+40.000  
 EL = 82.307 m  
 VC = 190 m  
 K = 46



# -FLYLEREV-



- (A) ALLUVIAL, GRAY TO BROWN, VERY LOOSE, MOIST, SILTY SAND
- (B) COASTAL PLAIN, MEDIUM STIFF, ORANGE, MOIST, SILTY CLAY