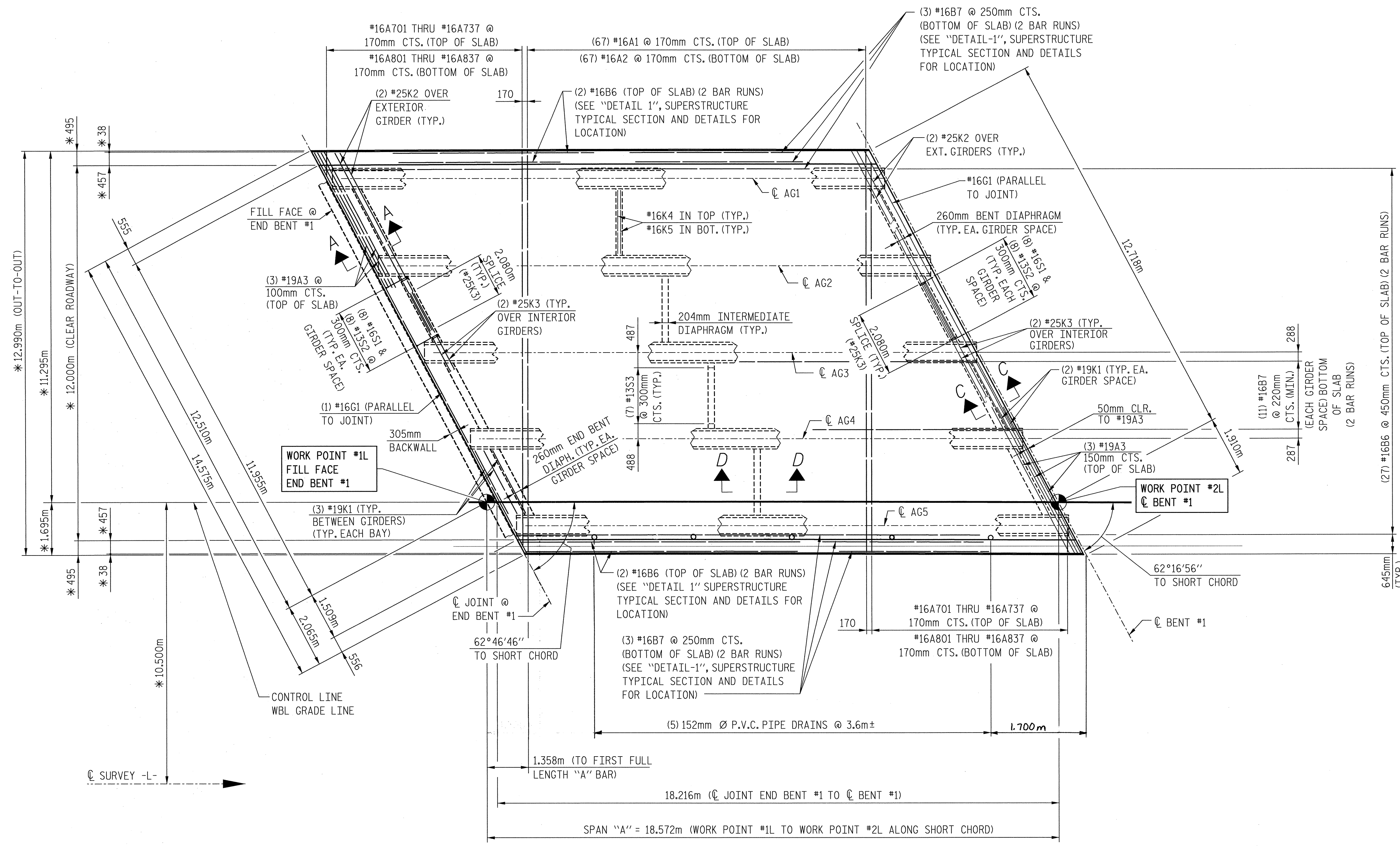
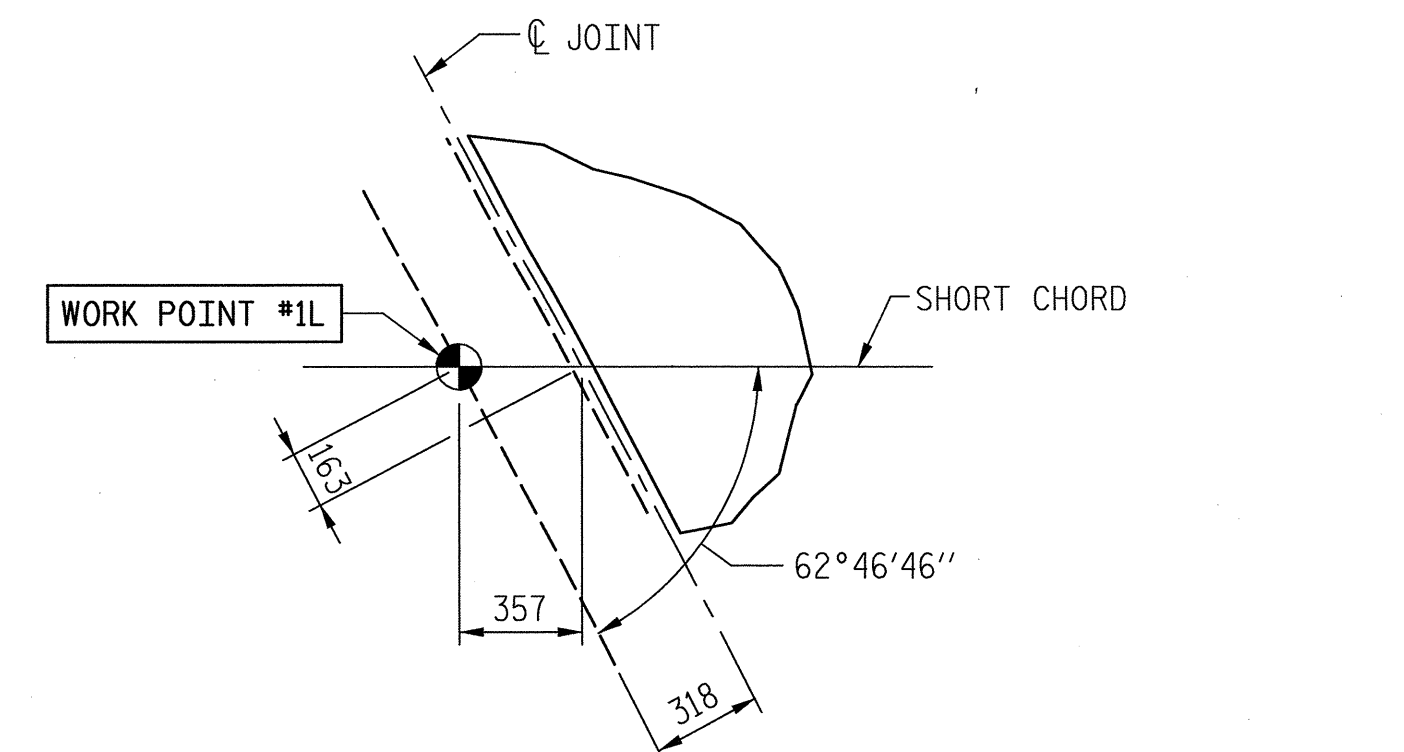


NOTES:

1. PROVIDE 32mm HIGH BEAM BOLSTERS UPPER AT 1.200m CTS. ATOP THE METAL STAY-IN-PLACE FORMS TO SUPPORT THE BOTTOM MAT OF "A" BARS. WHEN USING REMOVABLE FORMS, PROVIDE CONTINUOUS HIGH CHAIRS FOR METAL DECK (C.H.C.M.) @ 1.200m CTS. WITH A HEIGHT TO SUPPORT THE BOTTOM MAT OF "A" BARS A CLEAR DISTANCE OF 65mm ABOVE THE TOP OF THE REMOVABLE FORMS.
2. #16G1 BAR MAY BE SHIFTED SLIGHTLY, AS NECESSARY, TO CLEAR REINFORCING STEEL AND STIRRUPS.
3. FOR CONCRETE BARRIER RAIL REINFORCING STEEL THAT MUST BE CAST IN DECK SLAB, SEE "CONCRETE BARRIER RAIL" SHEET.
4. TRANSVERSE CONSTRUCTION JOINT SHALL BE PLACED ALONG SKEW. FOR TRANSVERSE CONSTRUCTION JOINT DETAIL, SEE "BILL OF MATERIAL" SHEET.
5. FOR PVC DRAIN DETAILS, SEE "TYPICAL DETAILS" SHEET 2 OF 2.
6. ANY INCIDENTAL REINFORCING USED IN THE DECK SHALL BE EPOXY COATED.
7. "A" BARS SHALL BE PLACED PERPENDICULAR TO SHORT CHORD OF SPAN "A" ONLY, AND PLACED PERPENDICULAR TO LONG CHORD OF REMAINING CONTINUOUS UNITS.



PLAN OF SPAN "A"
* DENOTES RADIAL DIMENSIONS




DETAIL OF OFFSET DIMENSIONS

NOTE: SKEWED DIMENSIONS AT END BENT #1 ARE BASED ON A JOINT OPENING OF 25mm AT 16°C.

PROJECT NO. R-252AB
JOHNSTON COUNTY
 STATION: 40+80.000 -L- P.O.C.
 SHEET 1 OF 8



TRANSYSTEMS CORPORATION
 75 Beattie Place, Suite 400
 Greenville, SC 29601 (864) 234-0866



STATE OF NORTH CAROLINA
DEPARTMENT OF TRANSPORTATION
 RALEIGH
SUPERSTRUCTURE
PLAN OF SPAN "A"
(LEFT LANE)

REVISIONS						SHEET NO.
NO.	BY:	DATE:	NO.	BY:	DATE:	TOTAL SHEETS
1			3			5-267
2			4			429

DRAWN BY: M.L. MARLEY DATE: 09/01
 CHECKED BY: J.B. GETTLE DATE: 11/01

g:\g04\0125\bridge\sate1\left\wb1\final\span-a(wb1).dgn
 3/17/2005 11:48:15 AM