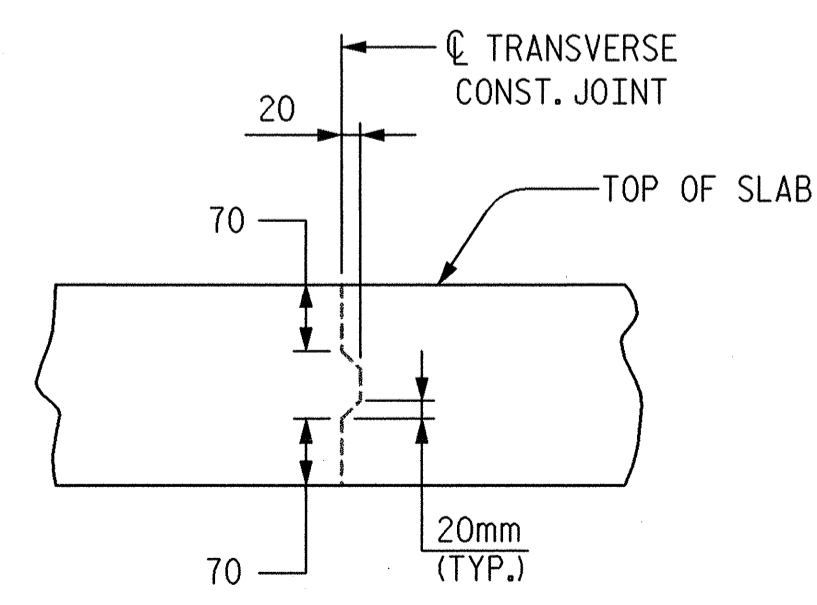
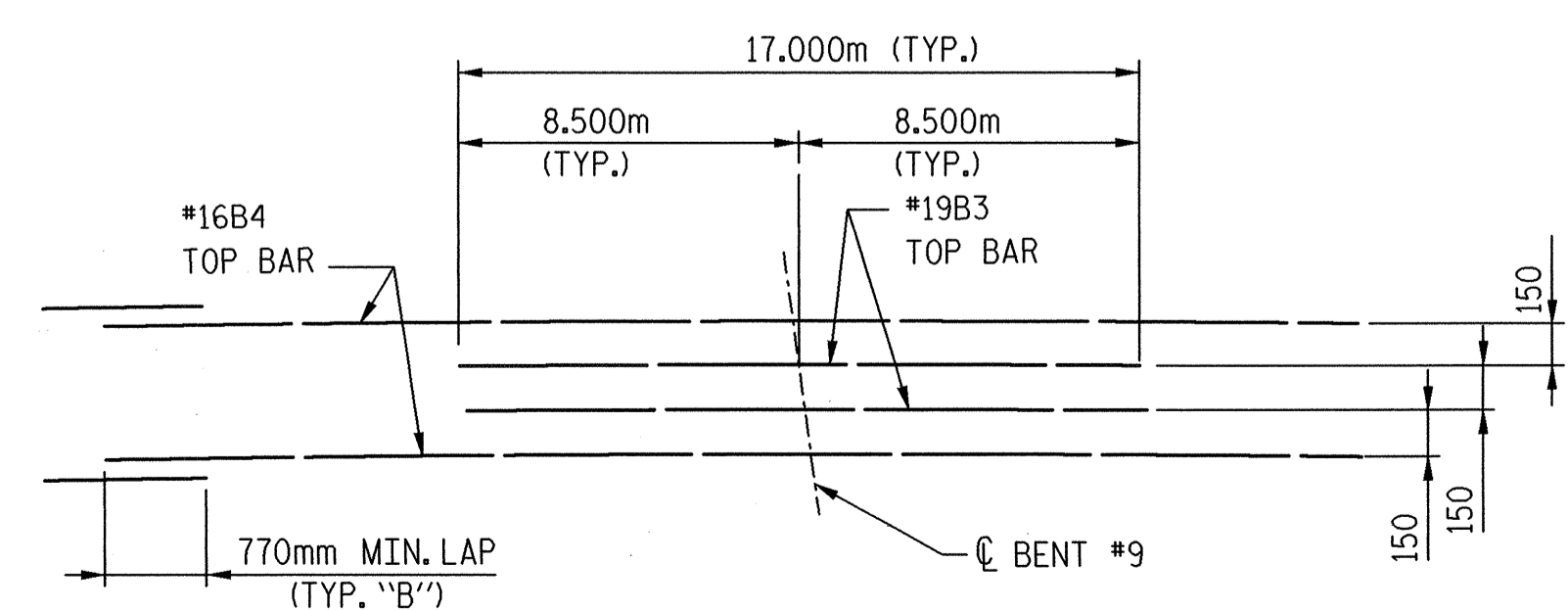


PARTIAL PLAN OF SPAN "I" AND PLAN OF SPAN "J"
 *DENOTES RADIAL DIMENSIONS




TRANSVERSE CONSTRUCTION JOINT DETAIL

NOTES: REINFORCING STEEL IN SLAB NOT SHOWN.
 SLAB REINFORCING STEEL SHALL BE CONTINUOUS THROUGH JOINT.



LAYOUT FOR "B" BARS BENT #9
 (TOP OF SLAB)



PROJECT NO. R-2552AB
 JOHNSTON COUNTY
 STATION: 40+80.000 -L- P.O.C.
 SHEET 7 OF 8

TRANSYSTEMS CORPORATION
 75 Beattie Place, Suite 400
 Greenville, SC 29601 (864) 234-0866

STATE OF NORTH CAROLINA
 DEPARTMENT OF TRANSPORTATION
 RALEIGH

SUPERSTRUCTURE
 PARTIAL PLAN OF SPAN "I"
 AND PLAN OF SPAN "J"
 (LEFT LANE)

DAVID B. HOFF
 ENGINEER
 SEAL 16335
 3-7-05

REVISIONS						SHEET NO.
NO.	BY:	DATE:	NO.	BY:	DATE:	5-273
1			3			TOTAL SHEETS
2			4			429

DRAWN BY: M.L. MARLEY DATE: 09/01
 CHECKED BY: J.B. GEILE DATE: 11/01

FILES \$
 DATES \$
 TIMES \$