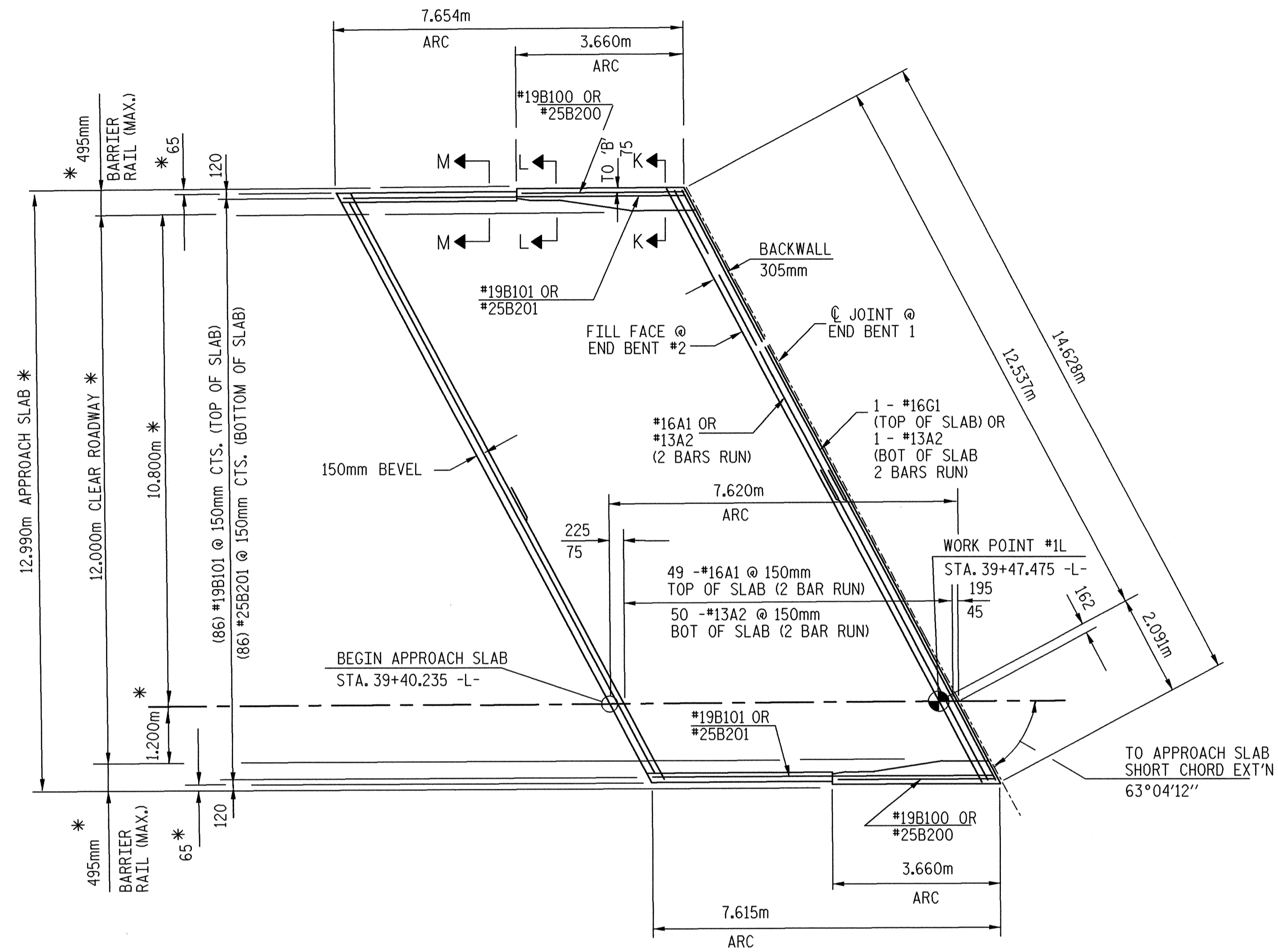


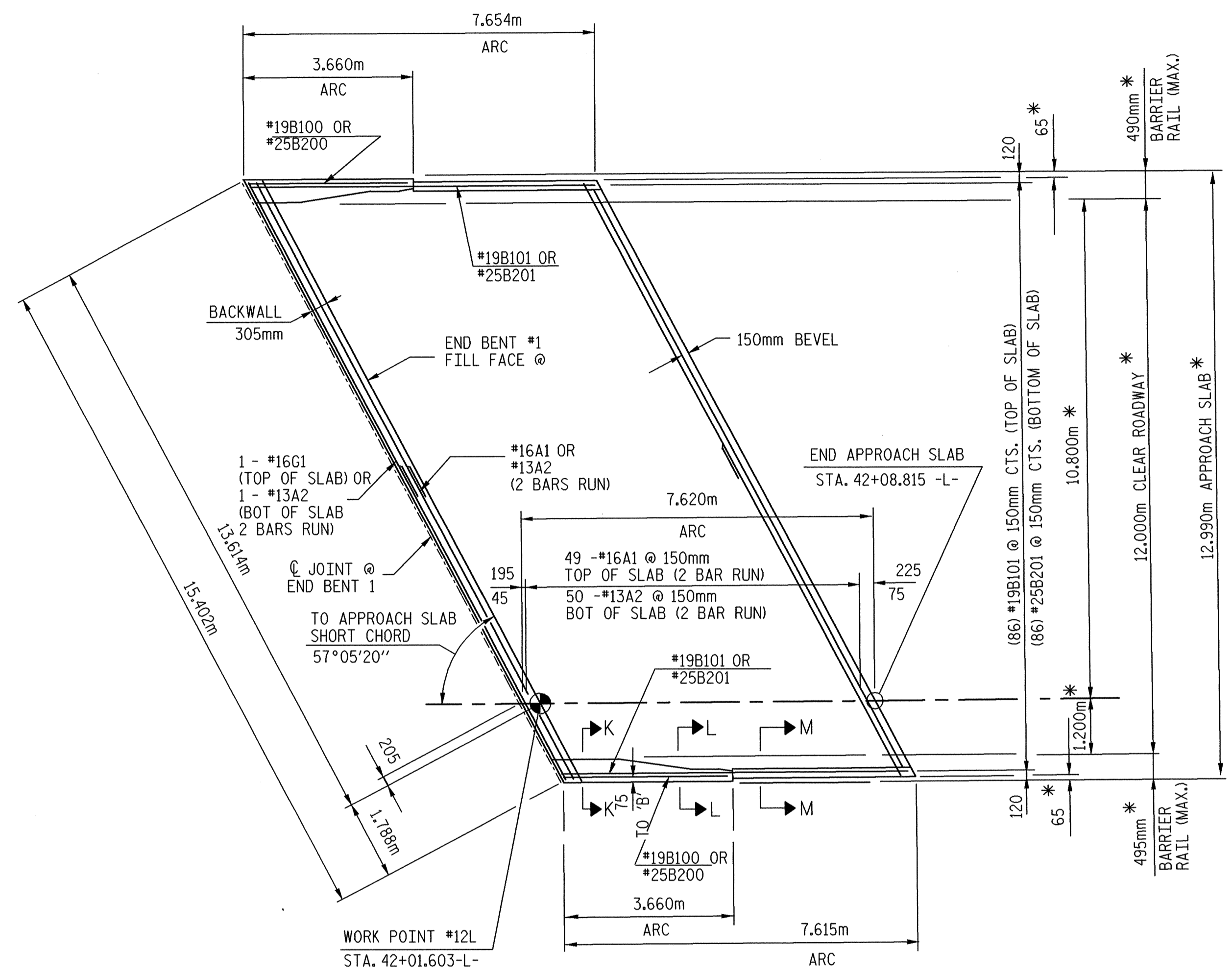
- NOTES:
- SEE SHEET 1 OF 4 FOR NOTES AND BILL OF MATERIAL.
 - SEE SHEETS 1 OF 4 FOR SECTIONS K-K, L-L & M-M.

ARC OFFSET IS 1mm @ MIDPOINT ALONG OUTSIDE EDGE OF APPROACH SLABS. (TYP. BOTH APPROACH SLABS)



PLAN AT END BENT #1

* DENOTES RADIAL DIMENSION

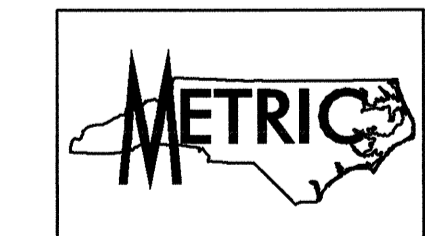


PLAN AT END BENT #2

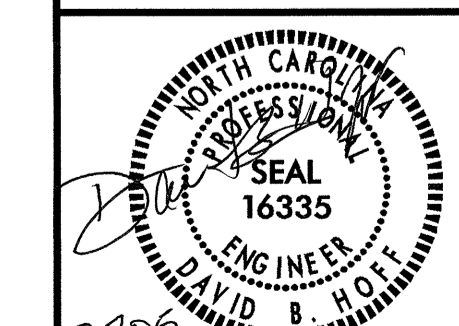
* DENOTES RADIAL DIMENSION

SPLICE LENGTHS
 #13 A2 BARS = 540
 #16 A1 BARS = 770

PROJECT NO. R-2552AB
JOHNSTON COUNTY
 STATION: 40+80.000 -L- P.O.C.



TRANSYSTEMS CORPORATION
 75 Beattie Place, Suite 400
 Greenville, SC 29601 (864) 234-0866



SHEET 2 OF 4

STATE OF NORTH CAROLINA
 DEPARTMENT OF TRANSPORTATION
 RALEIGH

BRIDGE APPROACH SLAB
 (LEFT LANE)

REVISIONS						SHEET NO.
NO.	BY:	DATE:	NO.	BY:	DATE:	TOTAL SHEETS
1			3			5-326
2			4			429

DRAWN BY : M.T. BELTSLE DATE : 4/01
 CHECKED BY : D.B. HOFF DATE : 10/01

g:\G104\0125\Brdge\Steel\Left (WBL)\F.ina\Bas(wb1).dbh.dgn
 3/7/2005
 4:26:33 PM