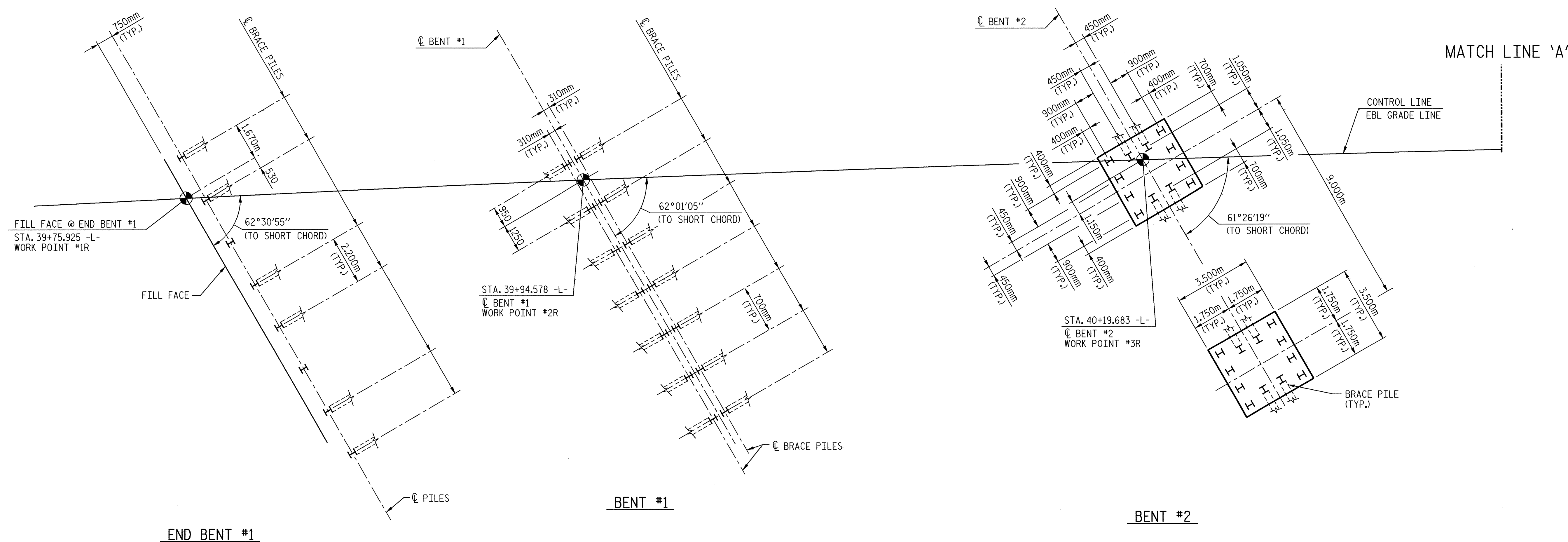


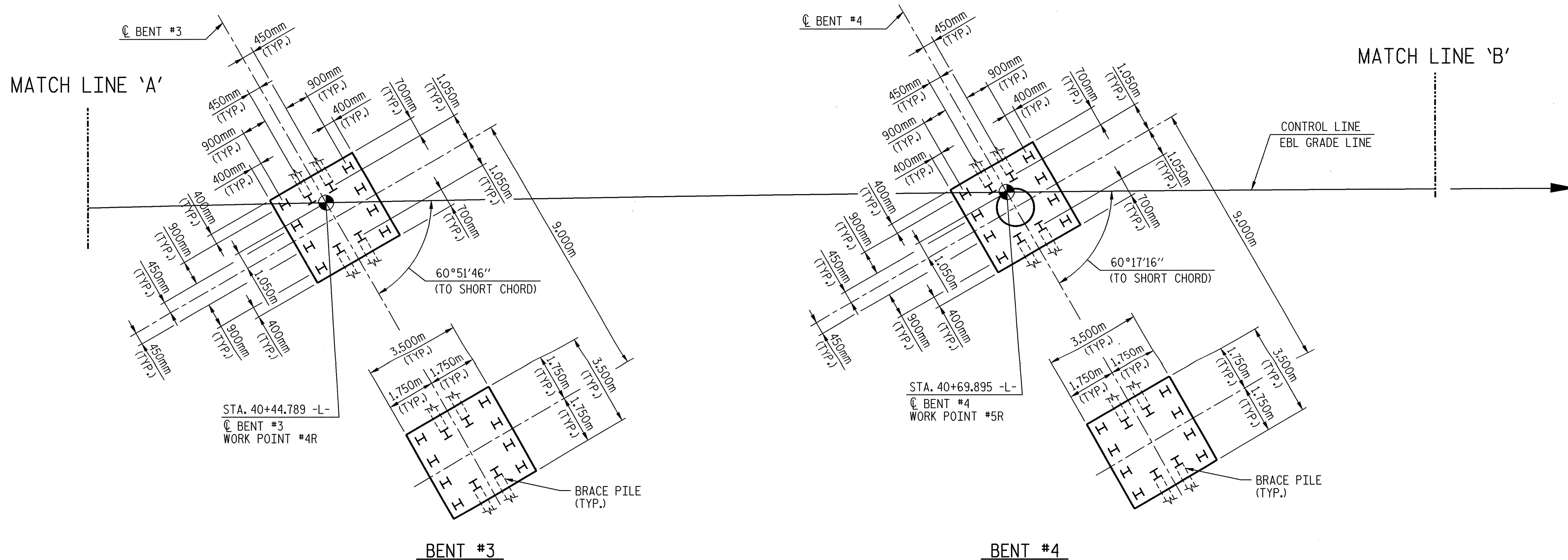
NOTES:

1. ALL PILES ARE STEEL HP310 x 79.
2. BRACE PILES ARE BATTERED 125:1000 AT BENTS
3. BRACE PILES ARE BATTERED 250:1000 @ END BENTS.



FOUNDATION LAYOUT

(DIMENSIONS LOCATING PILES ARE SHOWN TO THE PILE CENTERLINE)

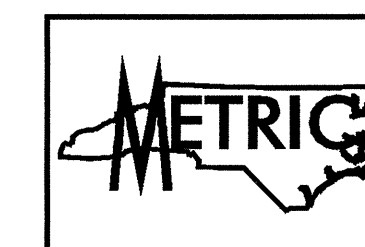


FOUNDATION LAYOUT


(DIMENSIONS LOCATING PILES ARE SHOWN TO THE PILE CENTERLINE)

PROJECT NO. R-2552AB
JOHNSTON COUNTY
 STATION: 40+96.000 -L- P.O.C.

SHEET 4 OF 6



TRANSYSTEMS CORPORATION
 75 Beattie Place, Suite 400
 Greenville, SC 29601 (864) 234-0866



STATE OF NORTH CAROLINA
DEPARTMENT OF TRANSPORTATION
 RALEIGH
GENERAL DRAWING
BRIDGE ON US 70 (CLAYTON BYPASS)
OVER WHITE OAK CREEK (AUSTIN POND)
BETWEEN SR 1525 (CORNWALLIS RD.)
AND NC 42 (RIGHT LANE)

REVISIONS						SHEET NO.
NO.	BY:	DATE:	NO.	BY:	DATE:	
1			3			5-335
2			4			TOTAL SHEETS 429

DRAWN BY : M.T. BELISLE DATE : 1/02
 CHECKED BY : D.B. HOFF DATE : 3/02

c:\gv04\0125\Brdge\Stae\EBL\Final\Gen3a(6s1).dgn
 2/4/2005 12:12:46 PM