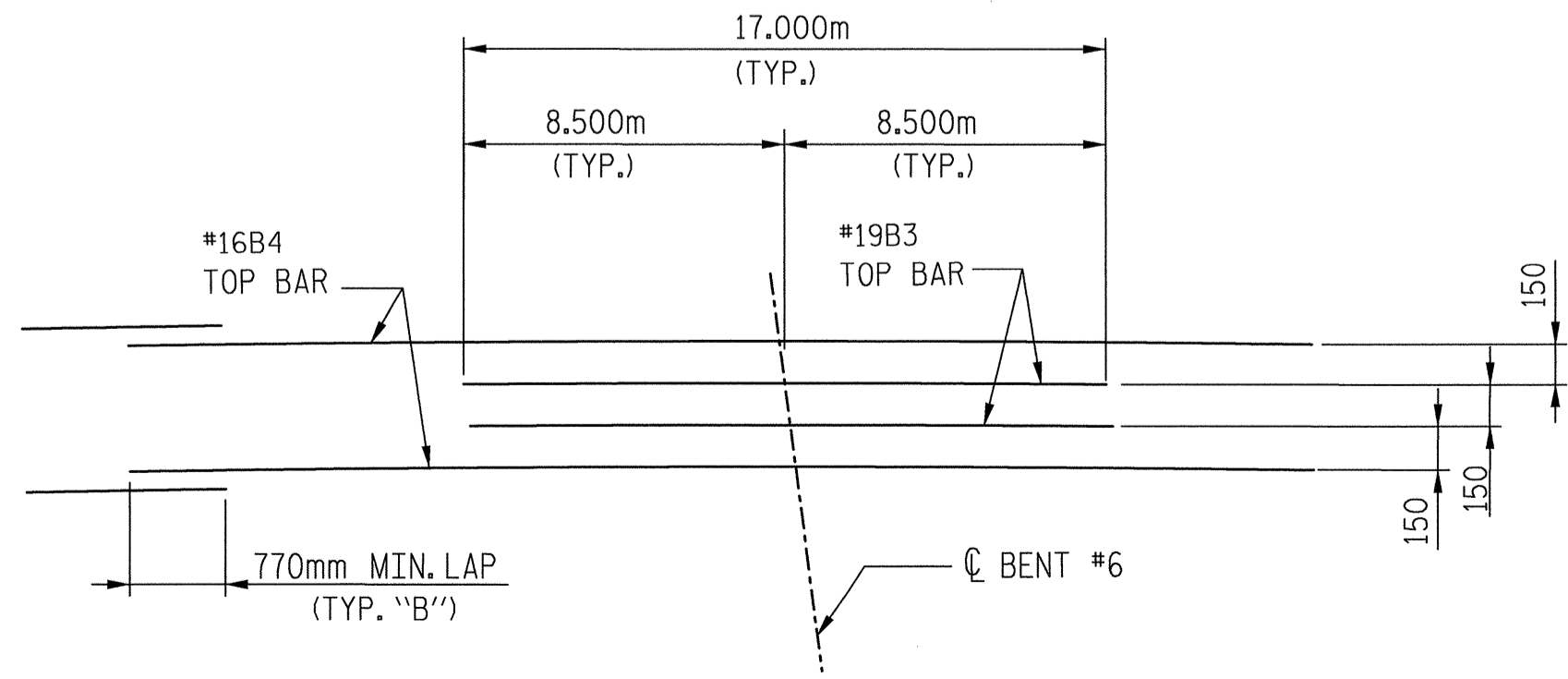
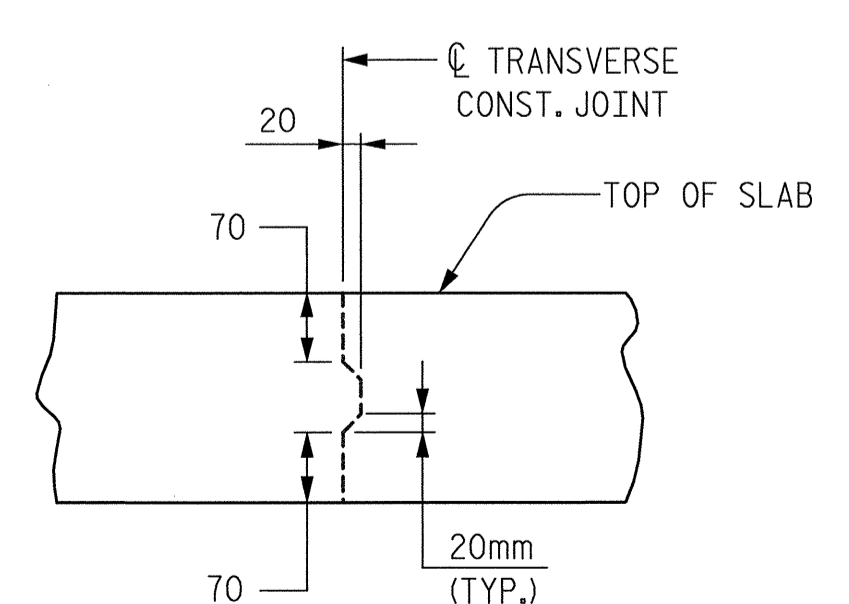



PLAN OF SPAN "F"
* DENOTES RADIAL DIMENSION



LAYOUT FOR "B" BARS BENT #6
(TOP OF SLAB)




TRANSVERSE CONSTRUCTION JOINT DETAIL
NOTE: REINFORCING STEEL IN THE SLAB NOT SHOWN. SLAB REINFORCING STEEL SHALL BE CONTINUOUS THRU JOINT.



PROJECT NO. R-2552AB
JOHNSTON COUNTY
STATION: 40+96.000 -L- P.O.C.
SHEET 5 OF 8

TRANSYSTEMS CORPORATION
75 Beattie Place, Suite 400
Greenville, SC 29601 (864) 234-0866



STATE OF NORTH CAROLINA
DEPARTMENT OF TRANSPORTATION
RALEIGH

SUPERSTRUCTURE
PLAN OF SPAN "F"
(RIGHT LANE)

REVISIONS						SHEET NO.	
NO.	BY:	DATE:	NO.	BY:	DATE:	3-345	
1			3			TOTAL SHEETS	
2			4			429	

DRAWN BY: J. B. GEILE DATE: 11/01
CHECKED BY: M. L. MARLEY DATE: 12/01

DWG. NO. 14 TOTAL 64

g:\g04\0125\bridge\sheet\right (eb)\final\span-f (eb).dgn
3/17/2005
10:38:22 AM