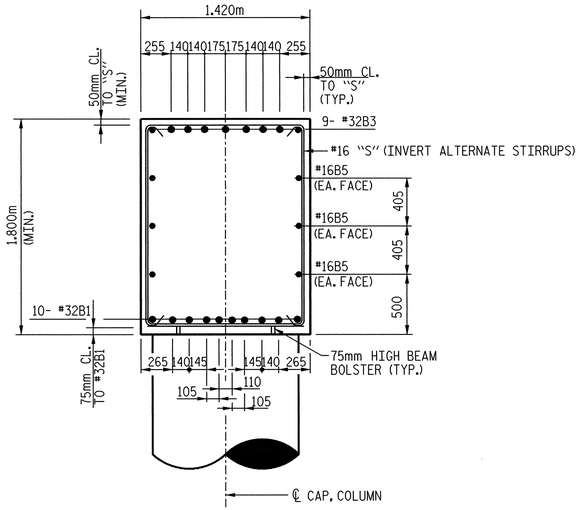

SECTION A-A

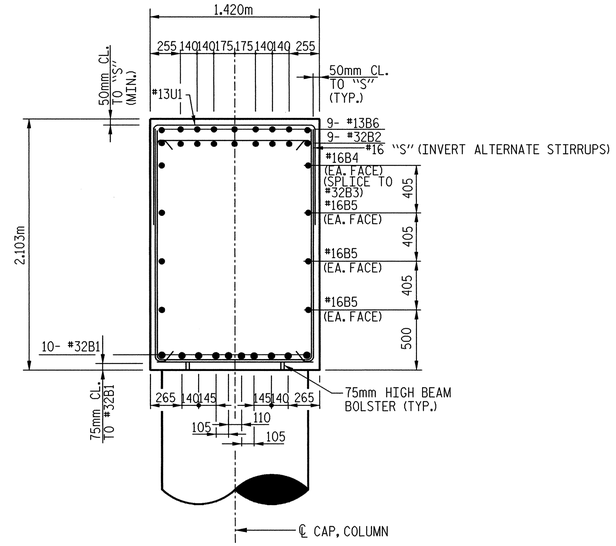

SECTION B-B

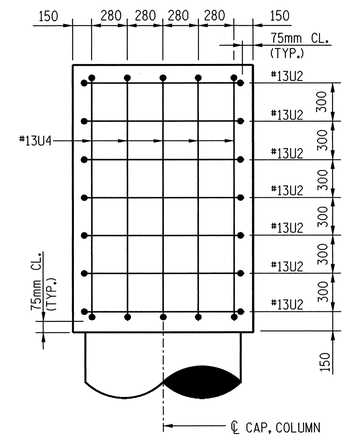

VIEW D-D

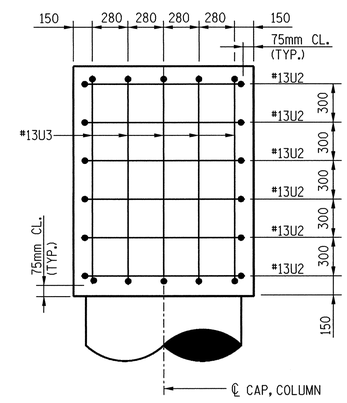

VIEW E-E

BAR TYPES

ALL BAR DIMENSIONS ARE OUT TO OUT.

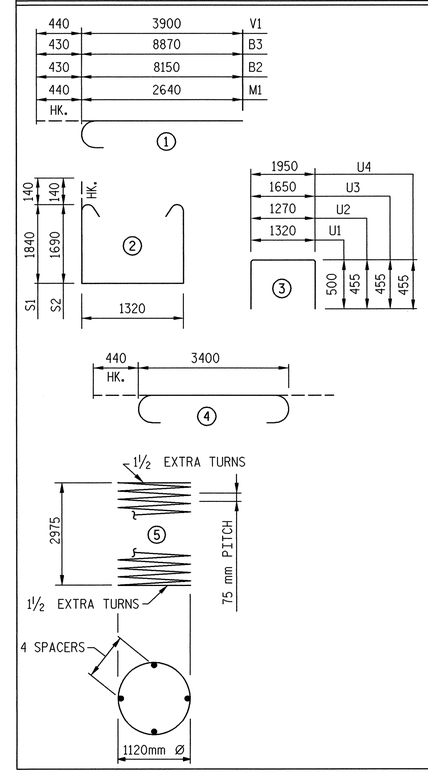

BILL OF MATERIALS

BENT #6

BAR	NO.	SIZE	TYPE	LENGTH	WEIGHT
B1	10	#32	STR	14600	935
B2	9	#32	1	8580	495
B3	9	#32	1	9300	536
B4	2	#16	STR.	6660	21
B5	6	#16	STR.	14600	136
B6	9	#13	STR.	1840	16
M1	32	#32	1	3080	631
S1	31	#16	2	5280	254
S2	26	#16	2	4980	201
T1	32	#19	STR.	3400	243
T2	38	#29	4	4280	823
U1	47	#13	3	2320	108
U2	13	#13	3	2180	28
U3	5	#13	3	2560	13
U4	5	#13	3	2860	14
V1	32	#32	1	4340	889
SPIRAL COLUMN REINFORCING STEEL					
SP-1	2	✱	5	148420	295

BENT #6 TOTAL QUANTITIES

HP310 x 79 PILES No: 24	228.0 m
GALVANIZING STEEL PILES	LUMP SUM
REINFORCING STEEL	5342 kg.
SPIRAL COLUMN REINFORCING STEEL	295 kg.

CLASS "A" CONCRETE BREAKDOWN BY POUR

POUR 1 (FOOTINGS)	27.0 m^3
POUR 2 (COLUMNS)	6.8 m^3
POUR 3 (CAPS)	40.4 m^3
TOTAL CLASS "A" CONCRETE	74.2 m^3

✱ THE SP-1 SPIRAL REINFORCING STEEL SHALL BE W20 OR D-20 COLD DRAWN WIRE OR #13 PLAIN OR DEFORMED BAR.

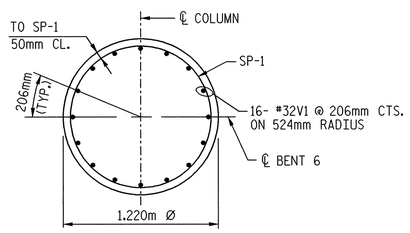

SECTION C-C

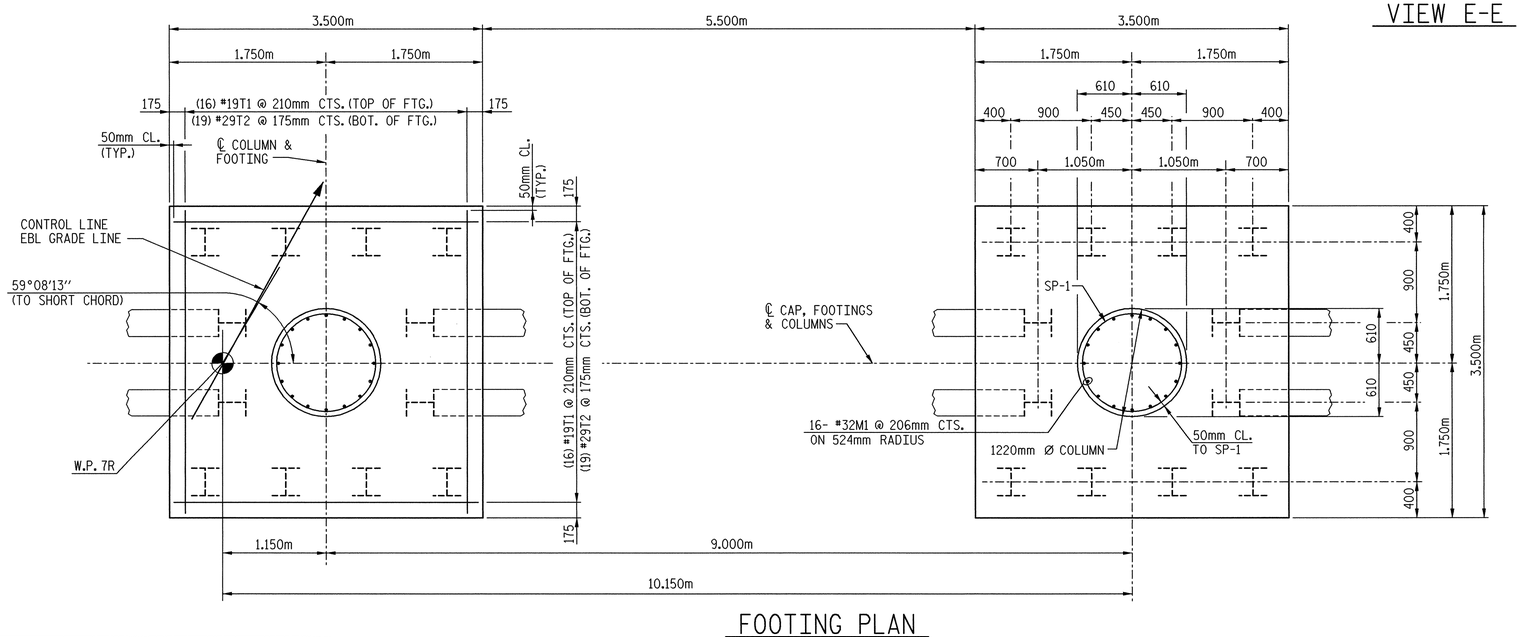

FOOTING PLAN

DETAILS SHOWN ARE TYPICAL FOR ALL FOOTINGS & COLUMNS UNLESS OTHERWISE NOTED

PROJECT NO. R-2552AB

JOHNSTON COUNTY

STATION: 40+96.00 -L- P.O.C.

SHEET 2 OF 2

TRANSYSTEMS CORPORATION
75 Beattie Place, Suite 400
Greenville, SC 29601 (864) 234-0866

NORTH CAROLINA PROFESSIONAL SEAL 16335 ENGINEER DAVID B. HOFF

3/05

STATE OF NORTH CAROLINA
DEPARTMENT OF TRANSPORTATION
RALEIGH

SUBSTRUCTURE
BENT #6
DETAILS
(RIGHT LANE)

DWG. NO.	TOTAL
50	64

REVISIONS

NO.	BY:	DATE:	NO.	BY:	DATE:
1			3		
2			4		

SHEET NO. 5-381

TOTAL SHEETS 429

DRAWN BY : J. C. PENDERGRAFT DATE : 8/01
CHECKED BY : J.T. DIFFEE DATE : 2/02

$FILE$
$DATE$
$TIME$