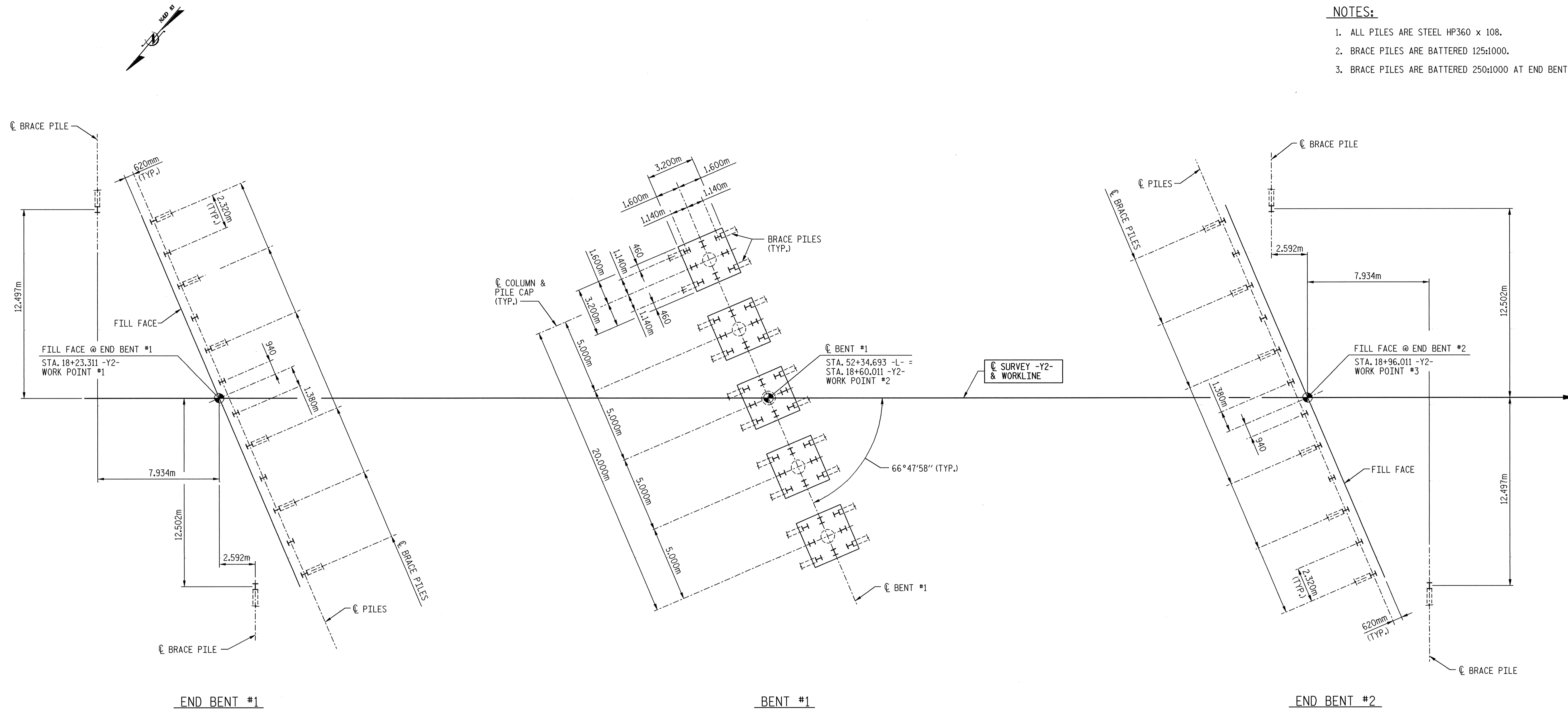



NOTES:

1. ALL PILES ARE STEEL HP360 x 108.
2. BRACE PILES ARE BATTERED 125:1000.
3. BRACE PILES ARE BATTERED 250:1000 AT END BENTS.




FOUNDATION LAYOUT

(DIMENSIONS LOCATING PILES ARE SHOWN TO THE PILE CENTERLINE)



PROJECT NO. R-2552AB
JOHNSTON COUNTY
 STATION: 52+34.693 -L- =
18+60.011 -Y2-
 SHEET 2 OF 3 BRIDGE NO. 581

TRANSYSTEMS
 CORPORATION
 75 Beattie Place, Suite 400
 Greenville, SC 29601 (864) 234-0866



STATE OF NORTH CAROLINA
DEPARTMENT OF TRANSPORTATION
 RALEIGH
GENERAL DRAWING FOR BRIDGE
ON NC42 OVER US-70, CLAYTON
BYPASS, BETWEEN CLAYTON
AND I-40 EAST

REVISIONS						SHEET NO.
NO.	BY:	DATE:	NO.	BY:	DATE:	TOTAL SHEETS
1			3			429
2			4			429

DRAWN BY : M.T. BELISLE DATE : 4/01
 CHECKED BY : D.B. HOFF DATE : 12/01

g:\v04\0125\B-ridge\Site2\Final\11.25.03\1004gen2.dgn
 3/4/2005
 2:19:46 PM

35-05 2 of 31