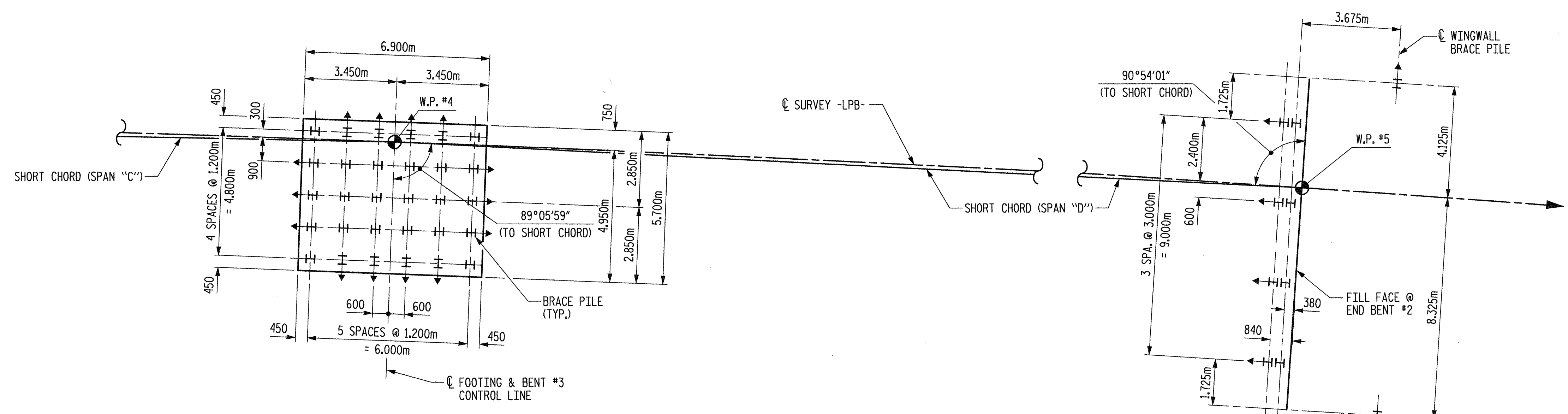


END BENT #1

BENT #1

BENT #2



BENT #3


END BENT #2

FOUNDATION PLAN

BRACE PILES @ END BENTS ARE TO BE BATTERED @ 250mm PER METER.
 BRACE PILES @ INTERIOR BENTS ARE TO BE BATTERED @ 125mm PER METER.
 DIMENSIONS LOCATING PILES ARE TO PILE CENTERLINES.
 ALL PILES ARE HP 310 x 79 STEEL PILES.
 ▲ INDICATES BATTER DIRECTION.


PROJECT NO. R-2552AA
 WAKE-JOHNSTON COUNTY
 STATION: 27+51.601 -I1Y1-

SHEET 3 OF 5



STATE OF NORTH CAROLINA
 DEPARTMENT OF TRANSPORTATION
 RALEIGH

GENERAL DRAWING
 FOUNDATION LAYOUT



Plans prepared by:
KO & ASSOCIATES, P.C.
 Consulting Engineers
 1011 SCHAUB DR, SUITE #202
 RALEIGH, N.C. 27606
 For Division of Highways

REVISIONS						SHEET NO.
NO.	BY:	DATE:	NO.	BY:	DATE:	
1			3			5-39
2			4			TOTAL SHEETS 429

DWG. NO. 3

PLOT: 01/28/2005 06:48:08 AM Ko & Associates, P.C.
 FILE NAME: r1v2552aa-sd-f1.dwg

DRAWN BY: B.E. LANNING DATE: JAN. 2005
 CHECKED BY: J.C. KO / A.K. ORR DATE: JAN. 2005