


PART PLAN - SPANS "A" AND "B"



NOTE: RAILS SECTIONS AND SPAN LENGTHS ARE MEASURED ALONG OUTSIDE EDGE OF BARRIER RAIL.



PART PLAN - SPANS "C" AND "D"

PROJECT NO. R-2552AA
 WAKE-JOHNSTON COUNTY
 STATION: 27+51.601 -I1Y1-

SHEET 1 OF 2



STATE OF NORTH CAROLINA
 DEPARTMENT OF TRANSPORTATION
 RALEIGH

SUPERSTRUCTURE
 CONCRETE BARRIER RAIL

Plans prepared by:
KO & ASSOCIATES, P.C.
 Consulting Engineers
 1011 SCHAUB DR., SUITE #202
 RALEIGH, N.C. 27606
 For Division of Highways

REVISIONS						SHEET NO.
NO.	BY:	DATE:	NO.	BY:	DATE:	TOTAL SHEETS
1			3			5-60
2			4			429

DWG. NO. 24

PLOT: 01/28/2005 07:28:05 AM Ko & Associates, P.C.
 FILE NAME: r:\2552aa.dwg

DRAWN BY: B.E. LANNING DATE: JAN. 2005
 CHECKED BY: J.C. KO DATE: JAN. 2005