FOR PLAN VIEW SEE SHEET R.N. BR-41

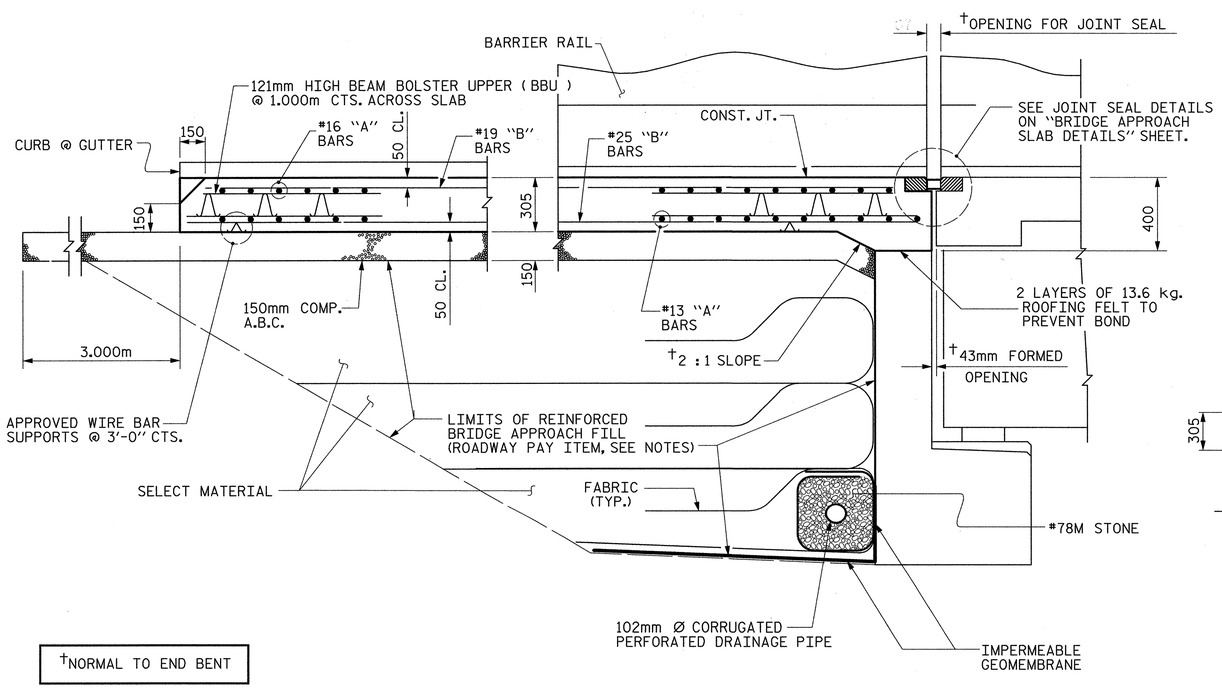

†NORMAL TO END BENT

SECTION THRU SLAB

NOTES

THE COST OF THE BARRIER RAIL ON THE APPROACH SLAB SHALL BE INCLUDED IN THE LUMP SUM CONTRACT PRICE BID FOR BRIDGE APPROACH SLABS.

APPROACH SLAB SHALL NOT BE CONSTRUCTED PRIOR TO COMPLETION OF THE BRIDGE DECK.

FOR REINFORCED BRIDGE APPROACH FILL INCLUDING FABRIC, IMPERMEABLE GEOMEMBRANE, 102mm Ø DRAINAGE PIPE, #78M STONE, AND SELECT MATERIAL, SEE ROADWAY PLANS.

TEMPORARY DRAINAGE AND TEMPORARY BERM AND SLOPE DRAINS WILL BE PAID FOR UNDER THE LUMP SUM PRICE FOR BRIDGE APPROACH SLAB.

AREA BETWEEN THE WINGWALL AND APPROACH SLAB SHALL BE GRADED TO DRAIN THE WATER AWAY FROM THE FILL FACE OF THE BRIDGE.

THE 150mm COMP. A.B.C. SHALL EXTEND 3m BEYOND THE END OF THE APPROACH SLAB AND 300mm OUTSIDE OF EACH EDGE OF THE SLAB.

THE CONTRACTOR MAY USE 100mm TYPE B-25.0B ASPHALT CONCRETE COURSE IN LIEU OF 150mm COMP. A.B.C. IF THIS OPTION IS USED, THE BASE COURSE SHALL EXTEND 300mm BEYOND THE END OF THE APPROACH SLAB AND THE WIDTH SHALL BE THE SAME AS THAT OF THE APPROACH SLAB.

THE CONTRACTOR MAY USE 125mm CLASS "A" CONCRETE BASE IN LIEU OF 150mm COMP. A.B.C. IF THIS OPTION IS USED, THE CONCRETE BASE SHALL EXTEND 300mm BEYOND THE END OF THE APPROACH SLAB AND THE WIDTH SHALL BE THE SAME AS THAT OF THE APPROACH SLAB. THE CONCRETE SHALL BE FINISHED TO A SMOOTH SURFACE AND A LAYER OF 13.6 kg. ROOFING FELT SHALL BE PLACED BETWEEN THE CONCRETE BASE AND THE APPROACH SLAB TO PREVENT BOND. THE APPROACH SLAB SHALL NOT BE CAST UNTIL THE CONCRETE BASE HAS REACHED AN AGE OF THREE CURING DAYS.

~~THE JOINT SHALL BE SAWED PRIOR TO THE CASTING OF THE BARRIER RAIL.~~

WITH EVAZOTE JOINT SEAL

FOR EVAZOTE JOINT SEALS, SEE SPECIAL PROVISIONS.

THE NOMINAL UNCOMPRESSED SEAL WIDTH OF THE EVAZOTE JOINT SEAL SHALL BE 87mm.

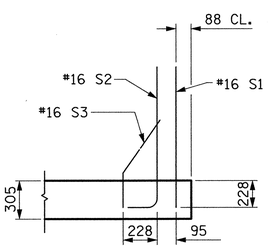

SECTION K-K

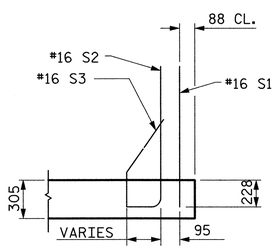

SECTION L-L

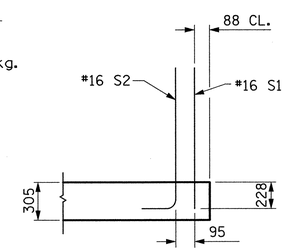

SECTION M-M

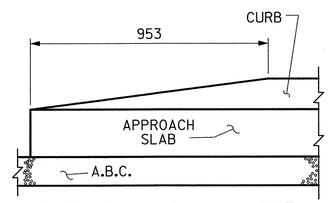

END OF CURB WITHOUT SHOULDER BERM GUTTER

CURB DETAILS

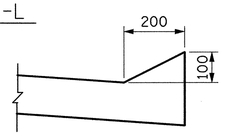

SECTION N-N

BILL OF MATERIAL

FOR ONE APPROACH SLAB (2 REQ'D)

BAR	NO.	SIZE	TYPE	LENGTH	WEIGHT
✳A1	49	#16	STR	12760	970
A2	100	#13	STR	6660	662
✳B1	86	#19	STR	7240	1392
B2	86	#25	STR	7520	2569
✳B3	14	#16	STR	3540	77
✳B4	2	#16	3	1920	6
✳S1	50	#16	STR	980	76
✳S2	50	#16	1	1220	95
✳S3	20	#16	2	680	21
REINFORCING STEEL				kg.	3231
✳EPOXY COATED REINFORCING STEEL				kg.	2637
CLASS AA CONCRETE BREAKDOWN					
POUR 1 SLAB AND CURB				C. M.	30.5
POUR 2 RAIL				C. M.	1.6
CLASS AA CONCRETE				C. M.	32.1

BAR TYPES

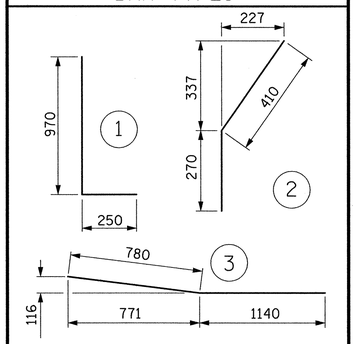

ALL BAR DIMENSIONS ARE OUT TO OUT

PROJECT NO. R-2552AA

WAKE - JOHNSTON COUNTY

STATION: 14+38.000 -LREV- POT

SHEET 2 OF 4

THIS STANDARD DRAWING REVIEWED & ADOPTED FOR USE AT THE REFERENCED LOCATION BY THE UNDERSIGNED:

NORTH CAROLINA PROFESSIONAL SEAL 14014 ENGINEER ROBERT C. LARSON

2/11/05

REFERENCE NO. BR-42

PLANS PREPARED BY:

MULKEY ENGINEERS & CONSULTANTS
PO Box 33127
RALEIGH, N.C. 27636
(919) 851-1912
(919) 851-1918 (FAX)
WWW.MULKEYINC.COM

STATE OF NORTH CAROLINA
DEPARTMENT OF TRANSPORTATION
RALEIGH

STANDARD
BRIDGE APPROACH SLAB
FOR FLEXIBLE PAVEMENT
WITH BARRIER RAIL
(RIGHT LANE)
STD. NO. BAS5SM

REVISIONS							SHEET NO.
NO.	BY:	DATE:	NO.	BY:	DATE:		S-225
1			3				TOTAL SHEETS
2			4				429

ASSEMBLED BY :	W. B. ALLEN	DATE :	10/04
CHECKED BY :	R. C. LARSON	DATE :	12/04
DRAWN BY : RWW 8/01	ADDED 12/01		
CHECKED BY : LES 8/01	REV. 5/7/03R RWW/JTE		

02/04/2005 06:02:49 PM G:\projects\2004\213.00\R-2552\Structures\Site A\Right Lane\R2552AA_S5_AS_02.dgn