* BARS ARE PLACED ON "SUPERSTRUCTURE BILL OF MATERIAL" SHEET

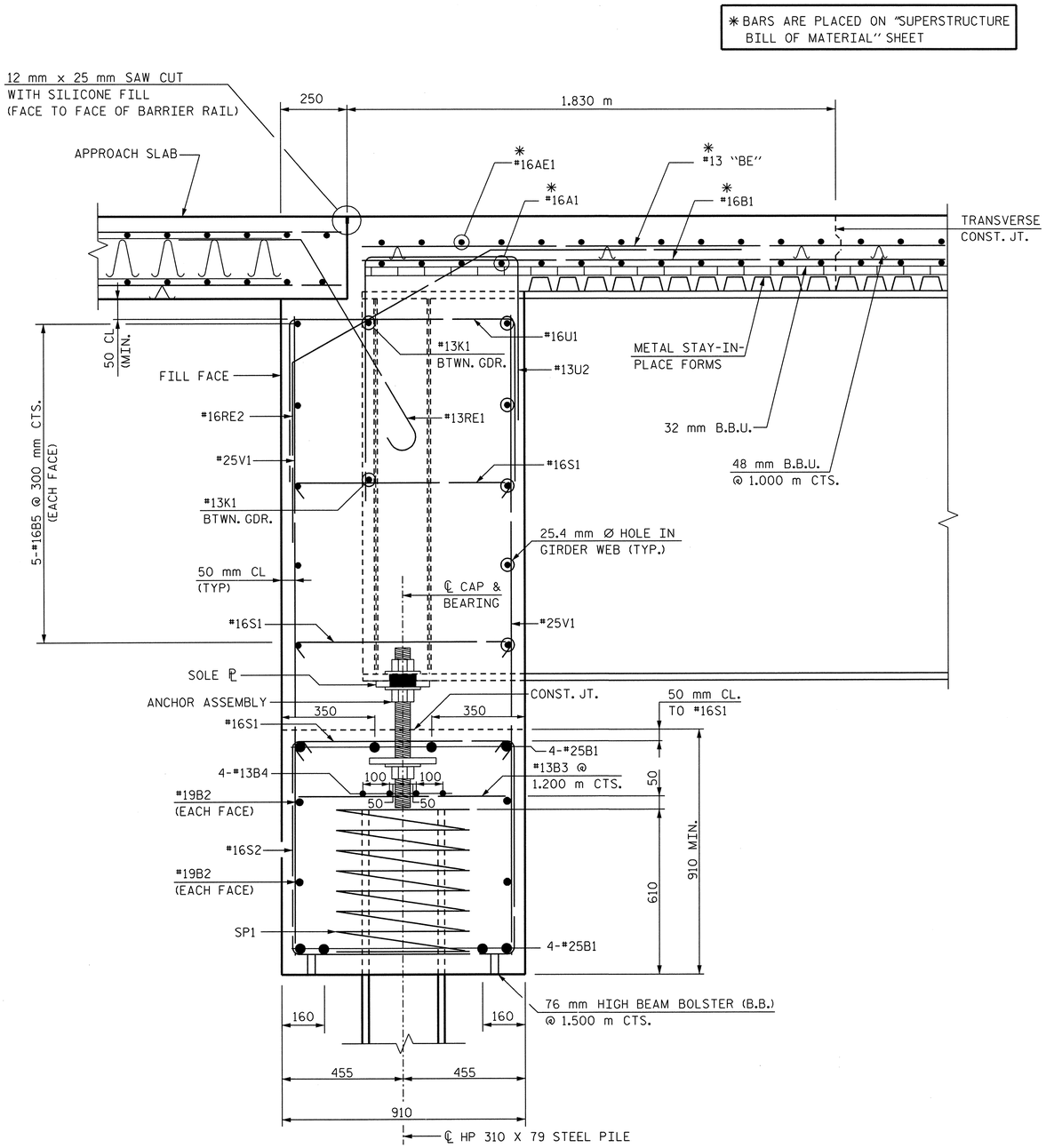

SECTION A-A

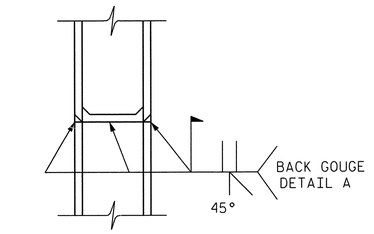

* PILE VERTICAL

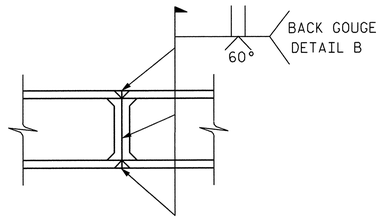

* PILE HORIZONTAL OR VERTICAL

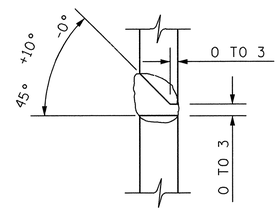

DETAIL A

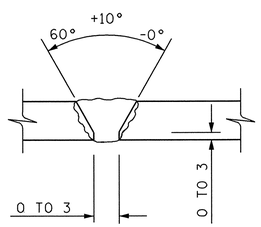

DETAIL B

PILE SPLICE DETAILS

* POSITION OF PILE DURING WELDING.

NOTES:

STIRRUPS IN THE CAP MAY BE SHIFTED AS NECESSARY TO CLEAR ANCHOR BOLTS.

FOR CONSTRUCTION SEQUENCE, SEE "INTEGRAL END BENT DETAILS," SHEET 5 OF 5.

FOR DETAILS OF ANCHOR ASSEMBLY AND SOLE PLATE, SEE "INTEGRAL END BENT DETAILS", SHEET 5 OF 5.

FOR TEMPORARY DRAINAGE DETAIL, SEE "END BENT 2 DETAILS" SHEET 2 OF 3.

PROJECT NO. R-2552AA
WAKE / JOHNSTON COUNTY
STATION: 27+61.028 -L- P.O.T.

SHEET 2 OF 3

STATE OF NORTH CAROLINA
DEPARTMENT OF TRANSPORTATION
RALEIGH

SUBSTRUCTURE
END BENT 1
DETAILS

JANUARY 2005

DWG. NO. 18

NORTH CAROLINA PROFESSIONAL SEAL 24497 ENGINEER RICKY D. FAUTEUX
2/21/05

RUMMEL, KLEPPER & KAHL, LLP
consulting engineers
5800 FARINGDON PLACE - SUITE 105
RALEIGH, NORTH CAROLINA 27609-3960

REVISIONS						SHEET NO.
NO.	BY:	DATE:	NO.	BY:	DATE:	S-245
1			3			TOTAL SHEETS
2			4			429

DRAWN BY : B. PARRISH DATE : 01/05
CHECKED BY : R. D. FAUTEUX DATE : 01/05

G:\COMNOS\304046\BRIDGE\SITE5\DGN\FINAL\ R2552AA_SD_EB12_05.DGN