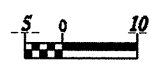




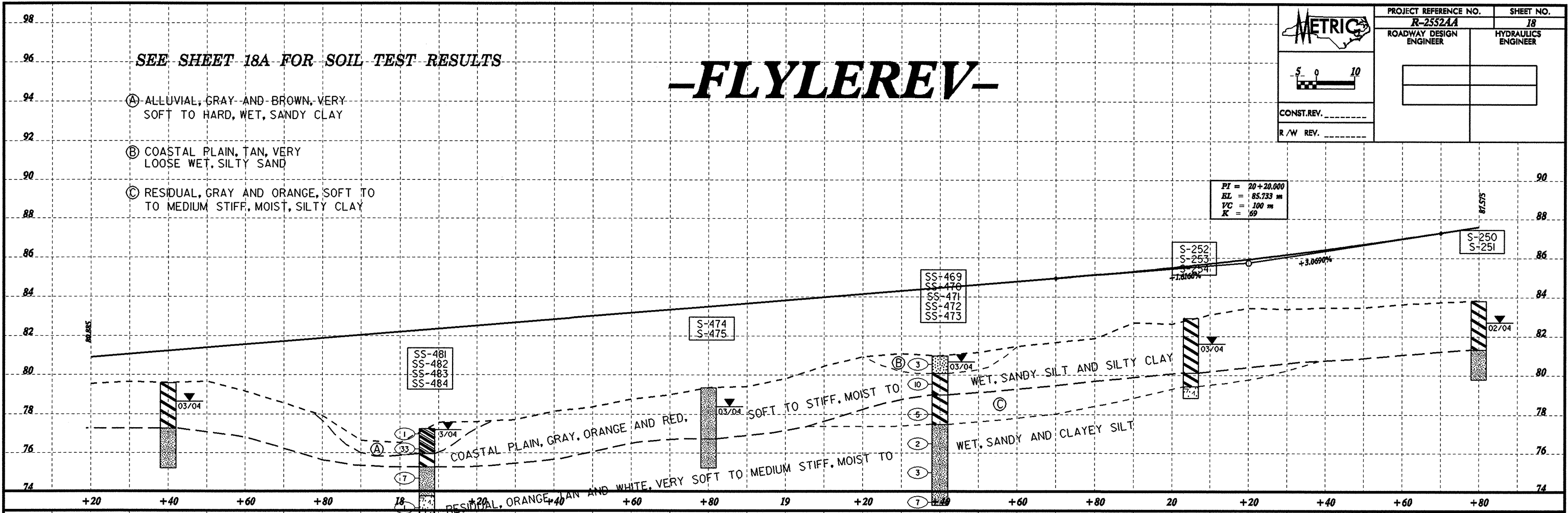
PROJECT REFERENCE NO. R-2552AA	SHEET NO. 18
ROADWAY DESIGN ENGINEER	HYDRAULICS ENGINEER
CONST. REV. _____	
R/W REV. _____	



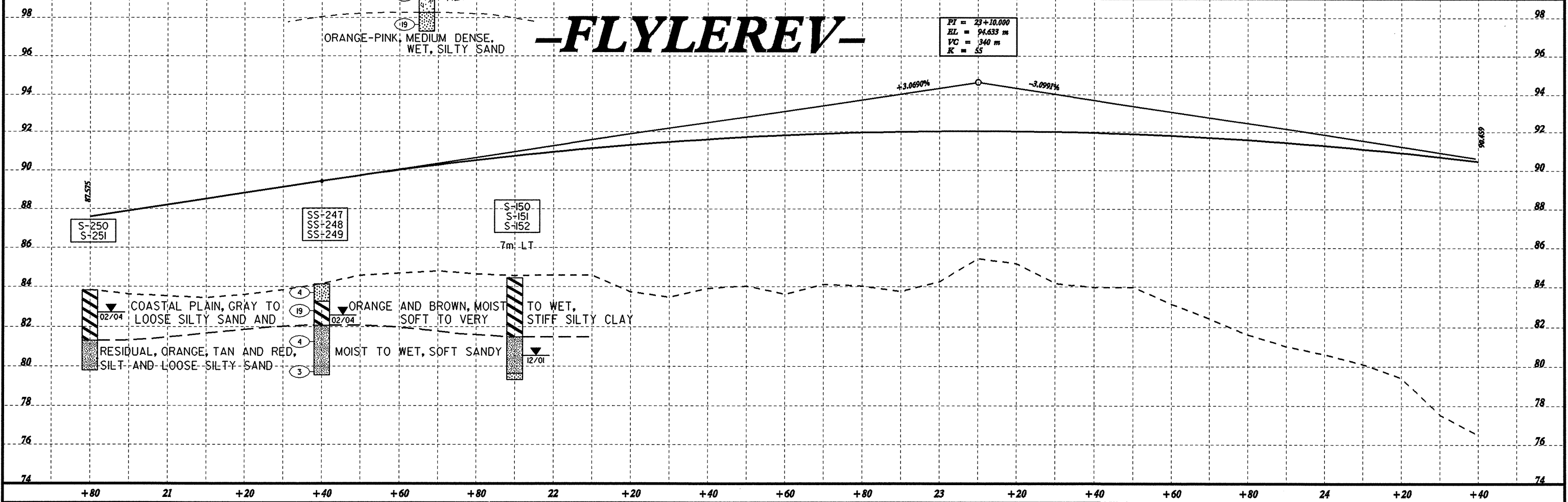
-FLYLEREV-

SEE SHEET 18A FOR SOIL TEST RESULTS

- Ⓐ ALLUVIAL, GRAY AND BROWN, VERY SOFT TO HARD, WET, SANDY CLAY
- Ⓑ COASTAL PLAIN, TAN, VERY LOOSE WET, SILTY SAND
- Ⓒ RESIDUAL, GRAY AND ORANGE, SOFT TO TO MEDIUM STIFF, MOIST, SILTY CLAY



-FLYLEREV-



USER: J:\METRIC\DESIGN\PROJECTS\2552AA\18A.DWG
 USER: J:\METRIC\DESIGN\PROJECTS\2552AA\18A.DWG
 USER: J:\METRIC\DESIGN\PROJECTS\2552AA\18A.DWG