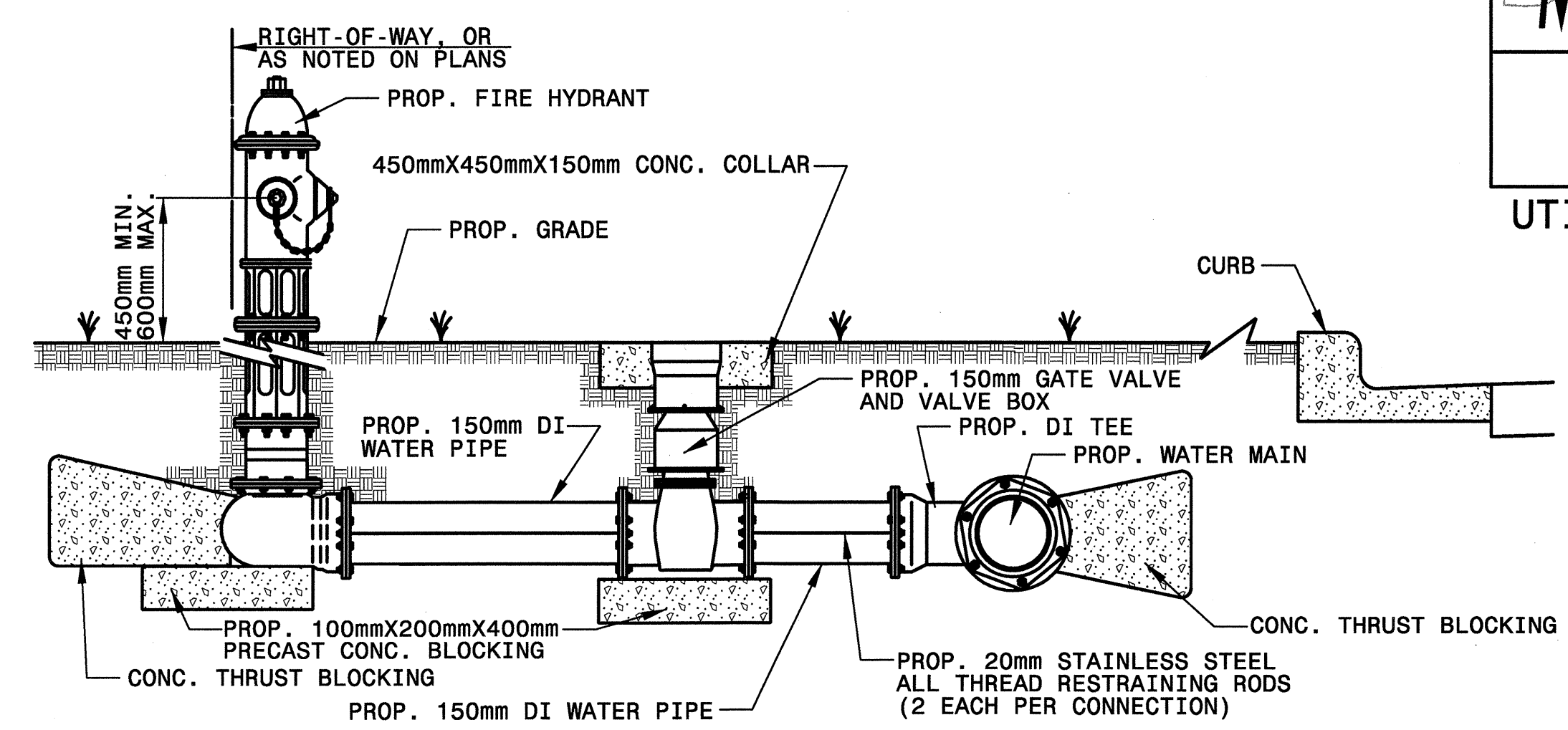
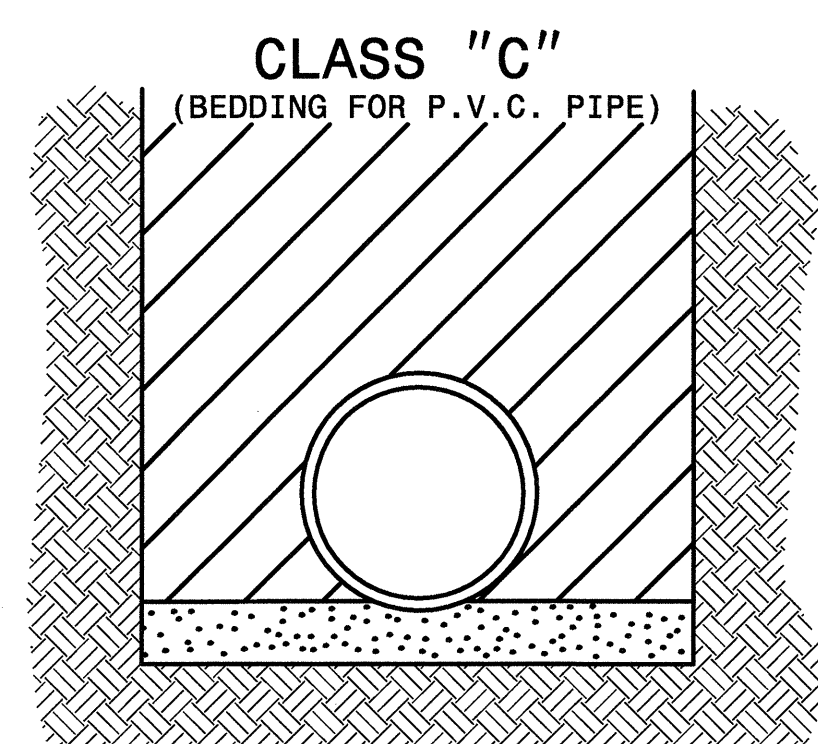
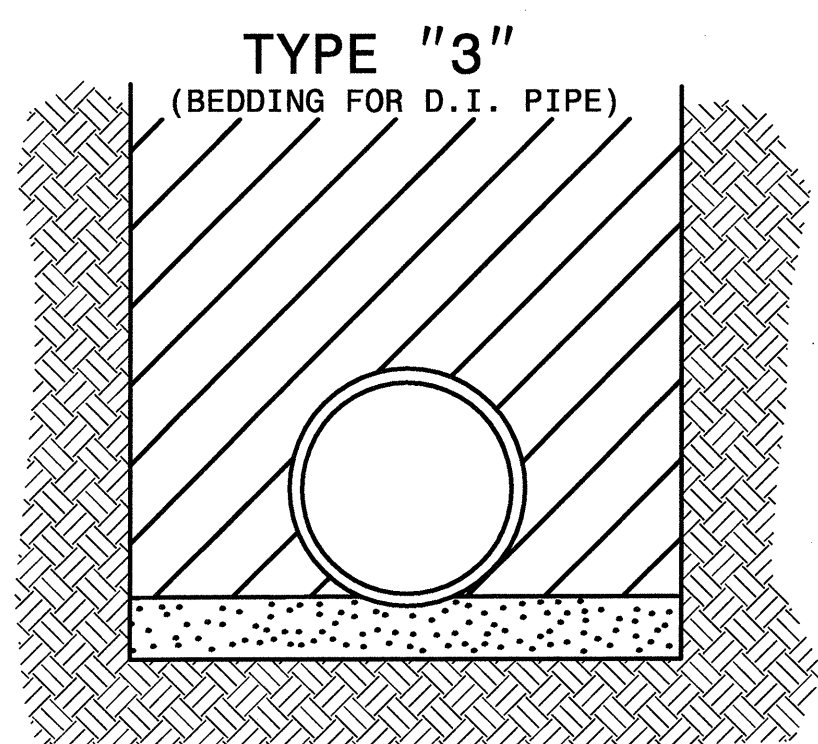


FIRE HYDRANT RELOCATION DETAIL



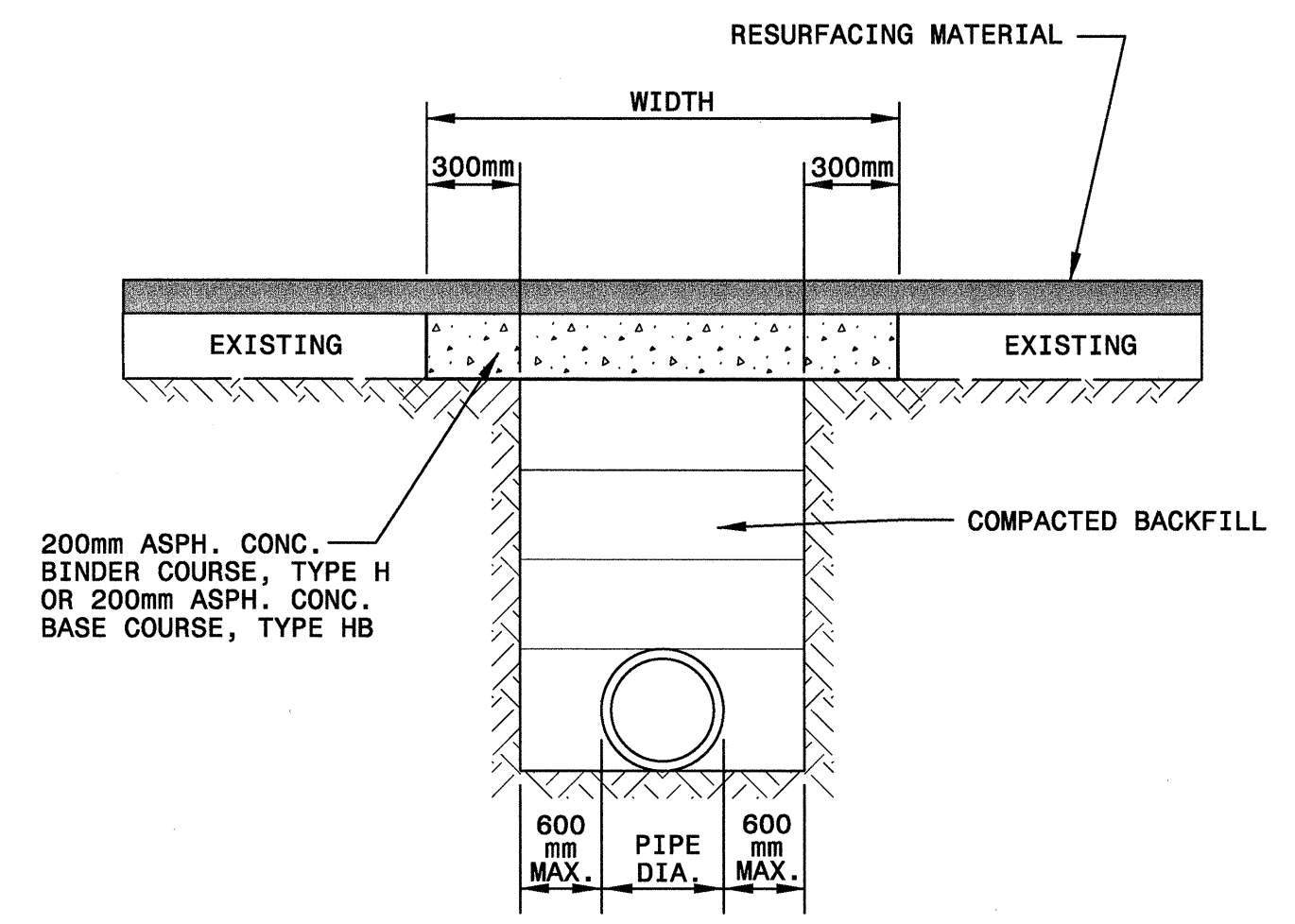
FIRE HYDRANT INSTALLATION DETAIL (UNPAVED AREAS)



PIPE BEDDED IN 100mm MINIMUM LOOSE SOIL. TRENCH BACKFILLED IN LOOSE 150mm LAYERS COMPACTED TO TOP OF TRENCH USING LOCAL EXCAVATED MATERIAL IF APPROVED BY THE ENGINEER, OR SELECT MATERIAL ALL MATERIAL SHALL BE FREE OF ROCKS, FOREIGN MATERIAL, AND FROZEN EARTH. COMPACTION SHALL BE TO APPROX. 95% DENSITY IN ACCORDANCE WITH AASHTO T-99 AS MODIFIED BY THE DEPARTMENT OF TRANSPORTATION.

PIPE BEDDED IN LOOSE MATERIAL, LIGHTLY TAMPED WITH A MINIMUM OF 150mm UNDER PIPE. TRENCH BACKFILLED IN LOOSE 150mm LAYERS COMPACTED TO TOP OF TRENCH USING LOCAL EXCAVATED MATERIAL, IF APPROVED BY THE ENGINEER, OR SELECT MATERIAL. ALL MATERIAL SHALL BE FREE OF ROCKS, FOREIGN MATERIAL, AND FROZEN EARTH. COMPACTION SHALL BE TO APPROX. 95% DENSITY IN ACCORDANCE WITH AASHTO T-99 AS MODIFIED BY THE DEPARTMENT OF TRANSPORTATION.

MAXIMUM TRENCH WIDTH AT TOP OF PIPE			
NOMINAL PIPE SIZE (mm)	TRENCH WIDTH (meter)	NOMINAL PIPE SIZE (mm)	TRENCH WIDTH (meter)
102	0.72	508	1.12
152	0.76	610	1.22
203	0.81	762	1.37
254	0.86	914	1.57
305	0.91	1067	1.68
356	0.97	1219	1.83
406	1.02	1400	1.98
457	1.07		



PAVEMENT REPAIR DETAIL

63.7987(NC-2552ab)prco\ncv\2552ab\cbuc8.dgn 02/08/2005 04:06:19 PM