



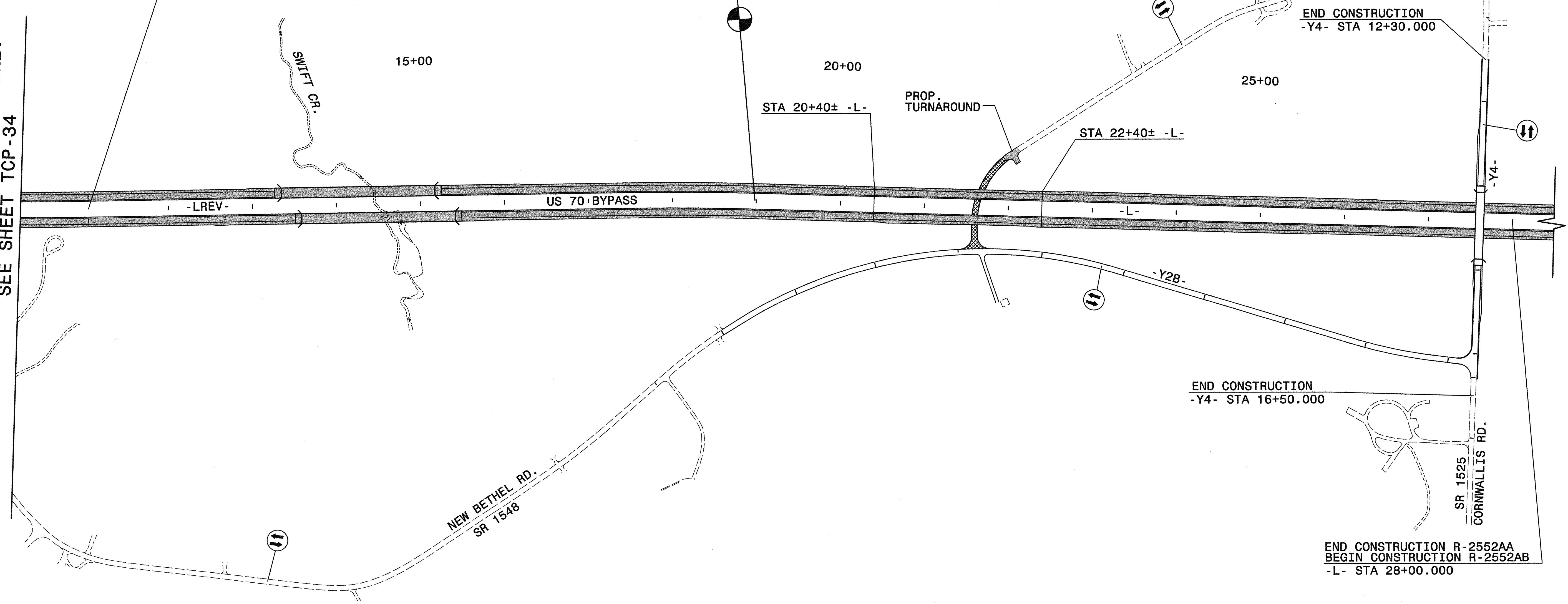
Plans prepared by:
KO & ASSOCIATES, P.C.
Consulting Engineers
101 SCHAUB DR., SUITE #202
RALEIGH, N.C. 27606
For Division of Highways



-LREV- Sta. 11+04.621 =
-FLYLWREV- Sta. 10+00.000 (14.1m LT.)
-FLYLREVEV- Sta. 10+00.000 (14.1m RT.)


-LREV- Sta. 18+99.765 BK =
-L- Sta. 18+99.765 AH =

MATCHLINE STA. 10+80 -FLYLWREV-
SEE SHEET TCP-34




\$FILE\$
\$DATE\$
\$TIME\$

APPROVED: *Michael T. Rzepka* DATE: 1-31-05



**PHASE III OVERVIEW
SHEET 3 OF 4**

SCALE: NONE
DATE: 1-05
DWG. BY: MTR
DESIGN BY: MTR
REVIEWED BY: MSA



REVISIONS	