

10/26/98

07-14-2005 14:40  
BC\outer\p1\10252451

★BM # BYI-108 EL 82.705  
1.527m RT -IYI- STA 29+87.245

# -IYI- (WB)



PROJECT REFERENCE NO.

R-2552AA

SHEET NO.



22

ROADWAY DESIGN

ENGINEER


HYDRAULICS

ENGINEER



CONST. REV.

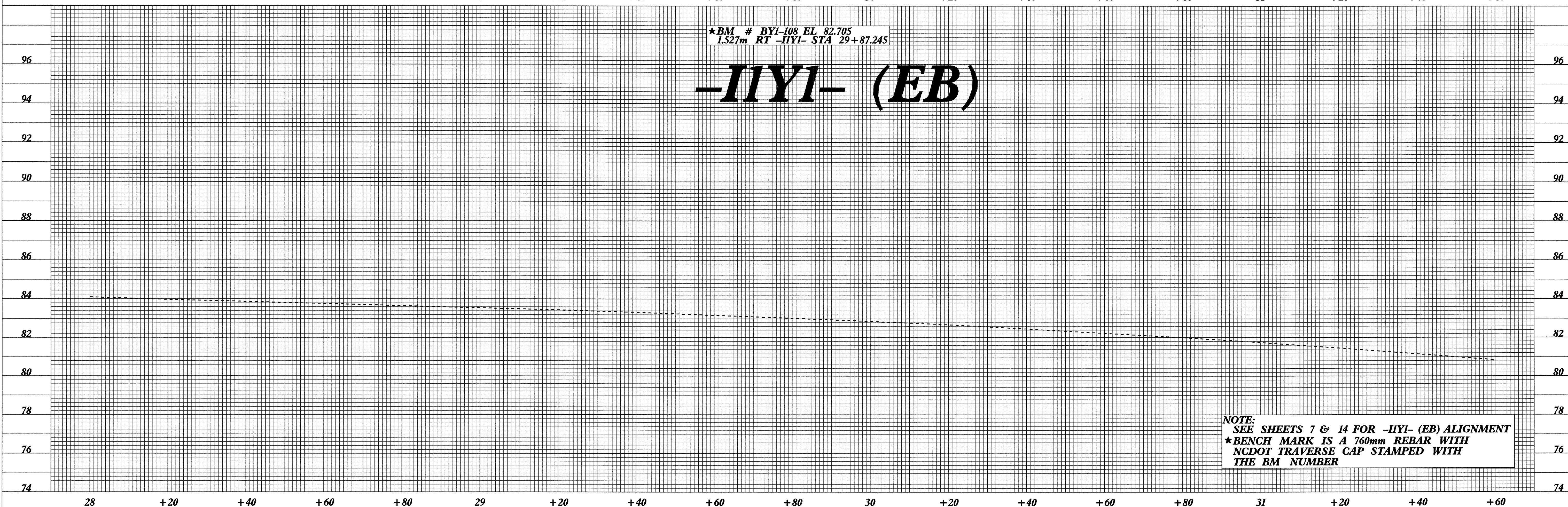
R /W REV.



NOTE:  
 SEE SHEETS 7 & 14 FOR -IYI- (WB) ALIGNMENT  
 ★BENCH MARK IS A 760mm REBAR WITH  
 NCDOT TRAVERSE CAP STAMPED WITH  
 THE BM NUMBER

★BM # BYI-108 EL 82.705  
1.527m RT -IYI- STA 29+87.245

# -IYI- (EB)



NOTE:  
 SEE SHEETS 7 & 14 FOR -IYI- (EB) ALIGNMENT  
 ★BENCH MARK IS A 760mm REBAR WITH  
 NCDOT TRAVERSE CAP STAMPED WITH  
 THE BM NUMBER