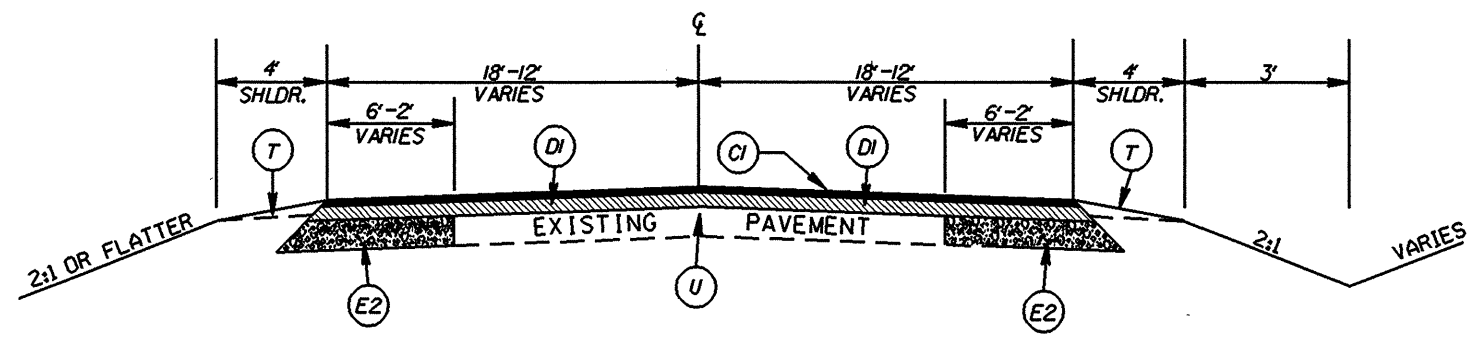
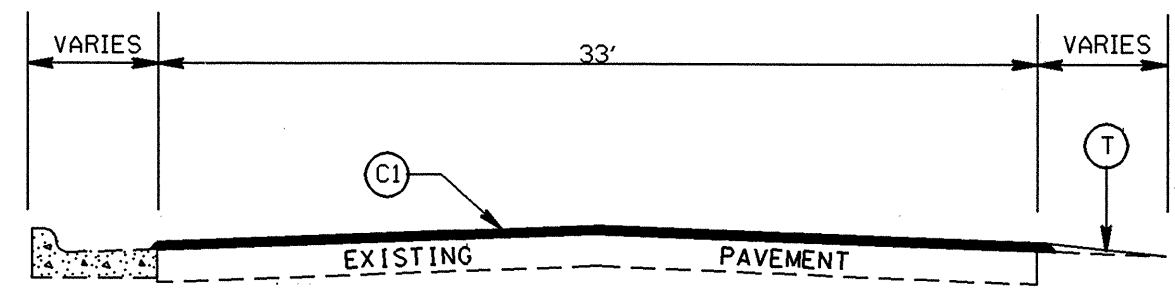


| | | | |
|------------------|-------------|-----------|--------------|
| STATE | PROJECT NO. | SHEET NO. | TOTAL SHEETS |
| N.C. | 37687 | 2A | |
| F.A. PROJECT NO. | | | |



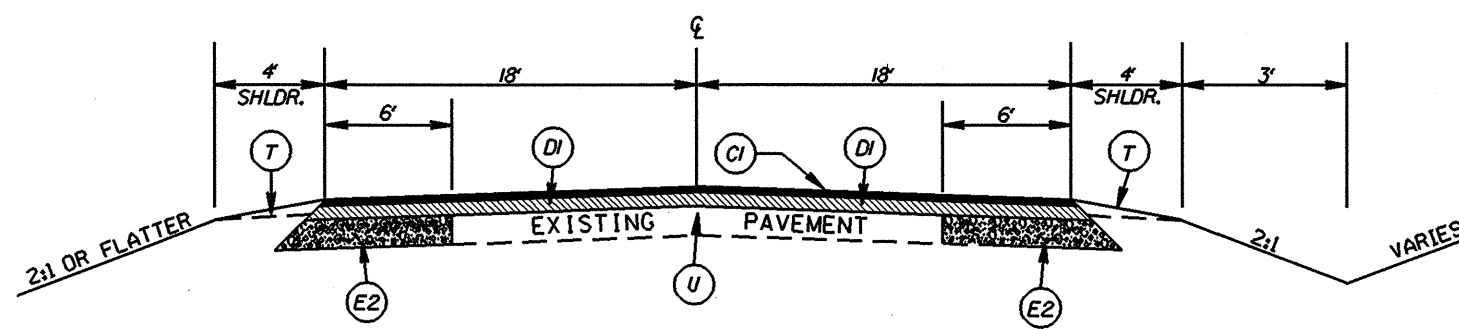
TYPICAL SECTION NO. 6

STA. 19+97.48 TO 22+07.48 -L-
 STA. 16+70.83 TO 18+70.53 -L-



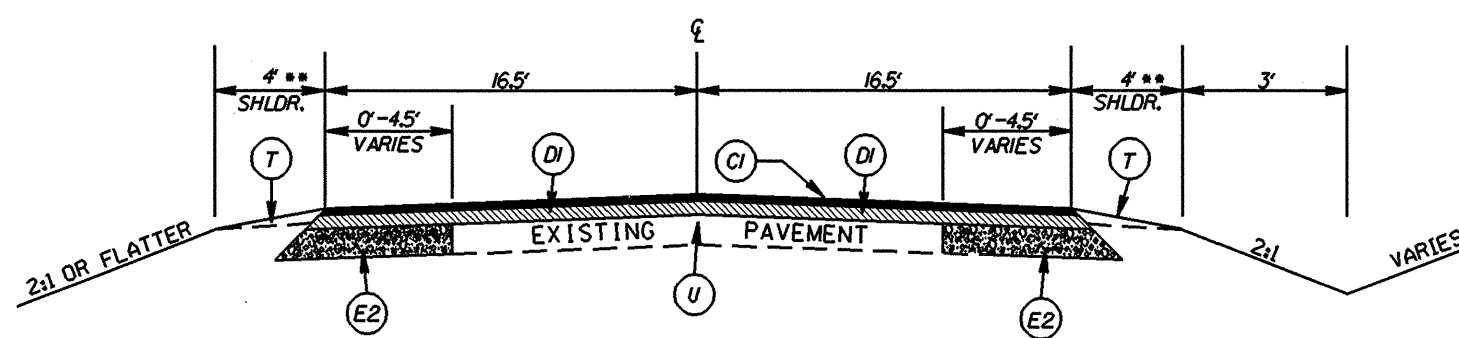
TYPICAL SECTION NO. 7

STA. 11+37.62 TO 12+62.14 -L-



TYPICAL SECTION NO. 5

STA. 18+70.53 TO 19+97.48 -L-



TYPICAL SECTION NO. 4

STA. 12+62.14 TO 16+70.83 -L-

PAVEMENT SCHEDULE

| | |
|------|--|
| (C1) | PROP. APPROX. 1.5" ASPHALT CONC. SURFACE COURSE, TYPE S9.5C, AT AN AVERAGE RATE OF 168 LBS. PER SQ. YD. |
| (D1) | PROP. APPROX. 2.5" ASPHALT CONC. BINDER COURSE, TYPE I19.0C, AT AN AVERAGE RATE OF 285 LBS. PER SQ. YD. |
| (E2) | PROP. APPROX. 6" ASPHALT CONC. BASE COURSE, TYPE B25.0C, AT AN AVERAGE RATE OF 342 LBS. PER SQ. YD. IN EACH OF TWO LAYERS. |
| (E3) | PROP. APPROX. 8" ASPHALT CONC. BASE COURSE, TYPE B25.0C, AT AN AVERAGE RATE OF 456 LBS. PER SQ. YD. IN EACH OF TWO LAYERS. |
| (T) | EARTH MATERIAL |
| (U) | EXISTING PAVEMENT |

NOTE: USE TYPICALS 4-10 AT THE INTERSECTION OF INDIANTRAIL FAIRVIEW RD.(SR 1520) & SECREST SHORTCUT RD.(SRI501)
 USE TYPICALS 11-13 AT THE INTERSECTION OF ROCKY RIVER RD.(SRI514) & SECREST SHORTCUT RD.(SRI501)

**NOTE: USE 7' SHOULDERS AT GUARDRAIL LOCATIONS.

TURN LANES AT THE INTERSECTION OF INDIANTRAIL FAIRVIEW RD. (SRI520) & SECREST SHORTCUT RD. (SRI501)

| | | | |
|-----------|-------|--|-----------|
| SCALE | -NA- | | REVISIONS |
| DATE | 01/05 | | |
| DWG. BY | TWB | | |
| DESIGN BY | TWB | | |
| APPROVED | MPM | | |