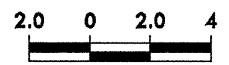
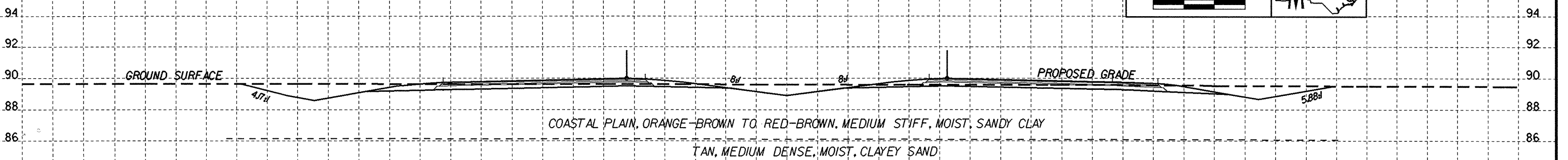


40 30 20 10 0 10 20

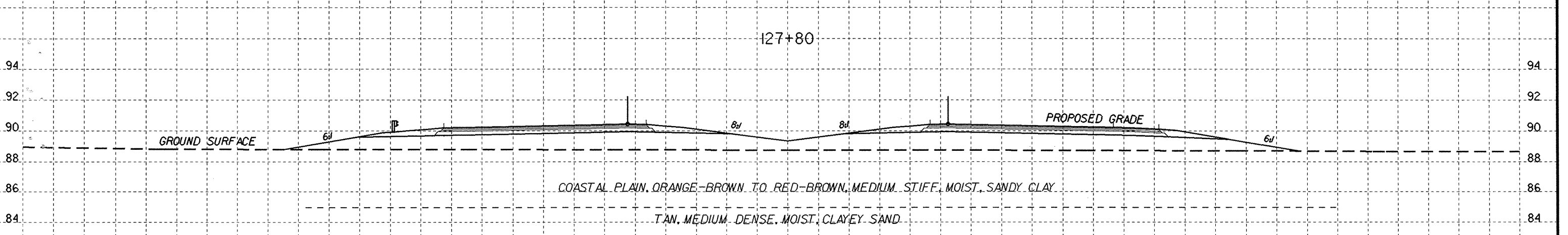
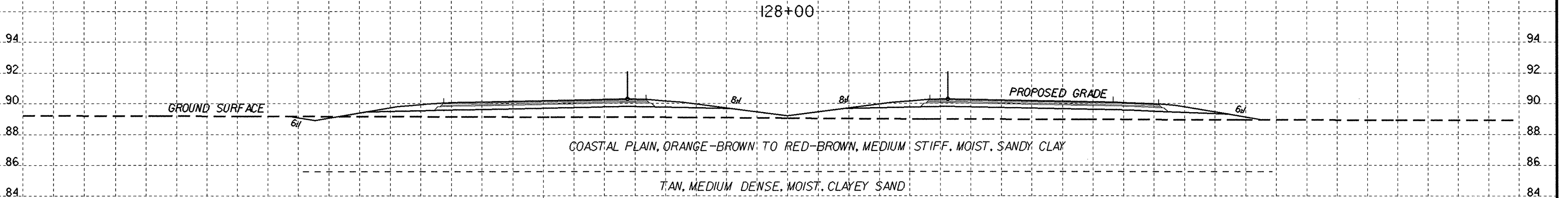
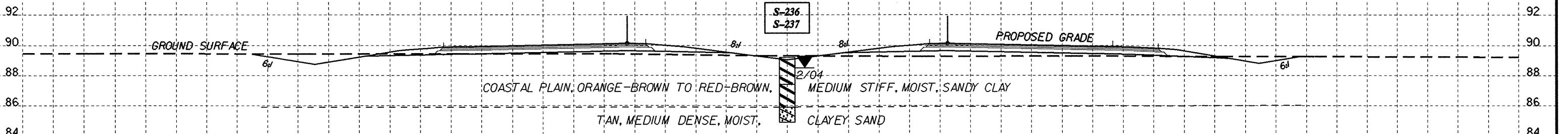


PROJECT REFERENCE NO. R-2552C SHEET NO. 100 OF 126



SOIL TEST RESULTS

SAMPLE NO.	OFFSET	STATION	DEPTH INTERVAL	AASHTO CLASS.	L.L.	P.L. I.	% BY WEIGHT				% PASSING SIEVES		
							C. SAND	F. SAND	SILT	CLAY	10	40	200
S-236	0	128+00	2.40-2.80	A-7-6(5)	52	28	49.2	12.8	5.7	32.4	98	64	39
S-237	0	128+00	3.50-3.90	A-2-7(3)	57	30	59.9	11.5	4.3	24.3	99	52	30



40 30 20 10 0 10 20 30 40