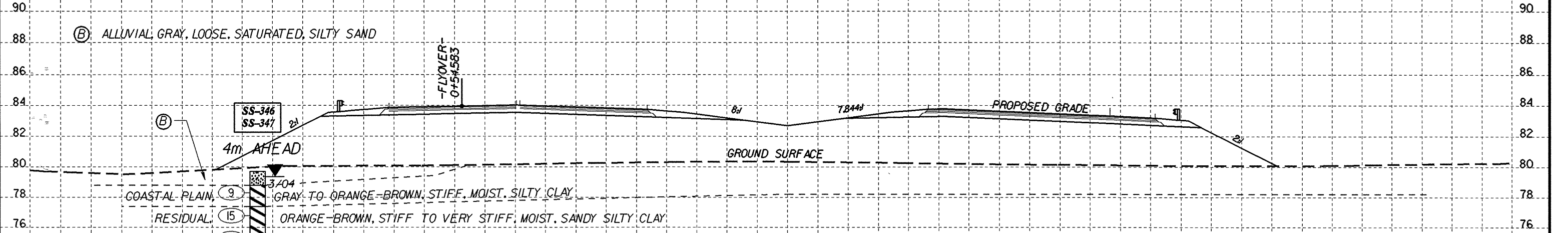
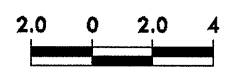
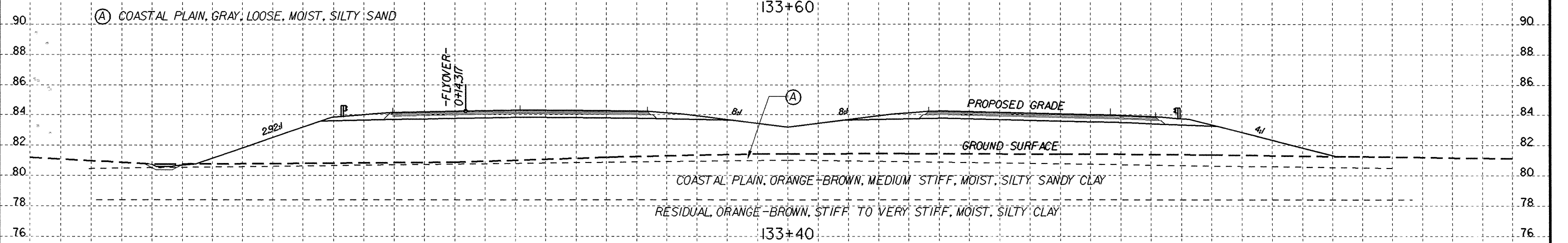
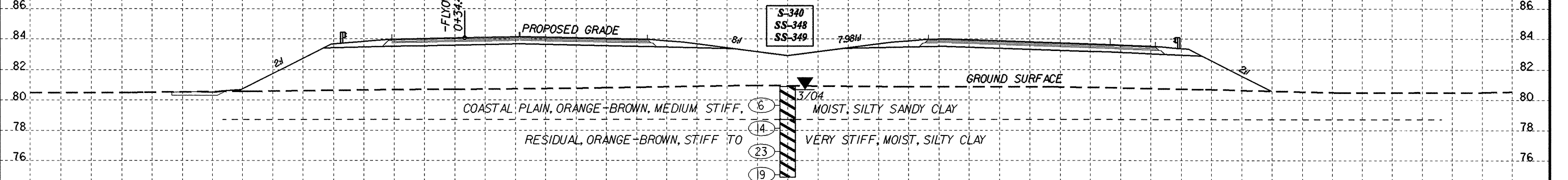


40 30 20 10 0 10 20



| SAMPLE NO. | OFFSET | STATION | DEPTH INTERVAL | AASHTO CLASS. | L.L. | P.L. I. | % BY WEIGHT | | | | % PASSING SIEVES | | |
|------------|--------|---------|----------------|---------------|------|---------|-------------|---------|------|------|------------------|----|-----|
| | | | | | | | C. SAND | F. SAND | SILT | CLAY | 10 | 40 | 200 |
| S- 340 | 0 | 133+60 | 0.50-2.00 | A-7-5(9) | 54 | 22 | 18.3 | 35.4 | 20.0 | 26.2 | 100 | 94 | 52 |
| SS- 348 | 0 | 133+60 | 0.96-1.41 | A-7-5(34) | 94 | 52 | 7.5 | 18.3 | 23.9 | 50.4 | 82 | 79 | 64 |
| SS- 349 | 0 | 133+60 | 2.48-2.93 | A-7-5(34) | 79 | 30 | 4.4 | 12.7 | 32.5 | 50.4 | 100 | 98 | 86 |
| SS- 346 | -35 | 133+84 | 1.11-1.56 | A-7-6(14) | 46 | 26 | 13.3 | 46.5 | 18.0 | 22.2 | 97 | 88 | 63 |
| SS- 347 | -35 | 133+84 | 2.63-3.08 | A-7-5(31) | 75 | 29 | 1.4 | 21.8 | 42.6 | 34.2 | 100 | 99 | 84 |



40 30 20 10 0 10 20 30 40